

International Telecommunication Union

**ITU-T**

TELECOMMUNICATION  
STANDARDIZATION SECTOR  
OF ITU

**G.994.1**

(02/2007)

SERIES G: TRANSMISSION SYSTEMS AND MEDIA,  
DIGITAL SYSTEMS AND NETWORKS

Digital sections and digital line system – Access networks

---

**Handshake procedures for digital subscriber  
line (DSL) transceivers**

ITU-T Recommendation G.994.1



ITU-T G-SERIES RECOMMENDATIONS  
**TRANSMISSION SYSTEMS AND MEDIA, DIGITAL SYSTEMS AND NETWORKS**

INTERNATIONAL TELEPHONE CONNECTIONS AND CIRCUITS	G.100–G.199
GENERAL CHARACTERISTICS COMMON TO ALL ANALOGUE CARRIER-TRANSMISSION SYSTEMS	G.200–G.299
INDIVIDUAL CHARACTERISTICS OF INTERNATIONAL CARRIER TELEPHONE SYSTEMS ON METALLIC LINES	G.300–G.399
GENERAL CHARACTERISTICS OF INTERNATIONAL CARRIER TELEPHONE SYSTEMS ON RADIO-RELAY OR SATELLITE LINKS AND INTERCONNECTION WITH METALLIC LINES	G.400–G.449
COORDINATION OF RADIOTELEPHONY AND LINE TELEPHONY	G.450–G.499
TRANSMISSION MEDIA AND OPTICAL SYSTEMS CHARACTERISTICS	G.600–G.699
DIGITAL TERMINAL EQUIPMENTS	G.700–G.799
DIGITAL NETWORKS	G.800–G.899
DIGITAL SECTIONS AND DIGITAL LINE SYSTEM	G.900–G.999
General	G.900–G.909
Parameters for optical fibre cable systems	G.910–G.919
Digital sections at hierarchical bit rates based on a bit rate of 2048 kbit/s	G.920–G.929
Digital line transmission systems on cable at non-hierarchical bit rates	G.930–G.939
Digital line systems provided by FDM transmission bearers	G.940–G.949
Digital line systems	G.950–G.959
Digital section and digital transmission systems for customer access to ISDN	G.960–G.969
Optical fibre submarine cable systems	G.970–G.979
Optical line systems for local and access networks	G.980–G.989
<b>Access networks</b>	<b>G.990–G.999</b>
QUALITY OF SERVICE AND PERFORMANCE – GENERIC AND USER-RELATED ASPECTS	G.1000–G.1999
TRANSMISSION MEDIA CHARACTERISTICS	G.6000–G.6999
DATA OVER TRANSPORT – GENERIC ASPECTS	G.7000–G.7999
PACKET OVER TRANSPORT ASPECTS	G.8000–G.8999
ACCESS NETWORKS	G.9000–G.9999

*For further details, please refer to the list of ITU-T Recommendations.*

# ITU-T Recommendation G.994.1

## Handshake procedures for digital subscriber line (DSL) transceivers

### Summary

This Recommendation provides a flexible mechanism for digital subscriber line (DSL) transceivers to exchange capabilities and to select a common mode of operation. It includes parameters relating to service and application requirements as well as parameters pertinent to various DSL transceivers. This Recommendation is currently an integral part of the start-up procedure for ITU-T Recommendations G.991.2, G.992.1, G.992.2, G.992.3, G.992.4, G.992.5, G.993.1 and G.993.2. It is anticipated that future DSL Recommendations will also be able to make use of this Recommendation. Provisions are also included for exchanging non-standard information.

### Source

ITU-T Recommendation G.994.1 was approved on 13 February 2007 by ITU-T Study Group 15 (2005-2008) under ITU T Recommendation A.8 procedure.

### History

Edition		Approval	Version number (*)
1.0	G.994.1	1999-07-02	V1
1.1	G.994.1 (1999) Cor.1	2000-04-04	
2.0	G.994.1	2001-02-09	V2
3.0	G.994.1	2002-07-29	V2
4.0	G.994.1	2003-05-22	V3
4.1	G.994.1 (2003) Amend.1	2004-02-22	
4.2	G.994.1 (2003) Amend.2	2004-06-13	
4.3	G.994.1 (2003) Amend.3	2005-01-13	
4.4	G.994.1 (2003) Amend.4	2006-01-13	
5.0	G.994.1	2007-02-13	V3
6.0	G.994.1	Draft	

---

\* (See clause 9.3.1)

## FOREWORD

The International Telecommunication Union (ITU) is the United Nations specialized agency in the field of telecommunications, information and communication technologies (ICTs). The ITU Telecommunication Standardization Sector (ITU-T) is a permanent organ of ITU. ITU-T is responsible for studying technical, operating and tariff questions and issuing Recommendations on them with a view to standardizing telecommunications on a worldwide basis.

The World Telecommunication Standardization Assembly (WTSA), which meets every four years, establishes the topics for study by ITU T study groups which, in turn, produce Recommendations on these topics.

The approval of ITU-T Recommendations is covered by the procedure laid down in WTSA Resolution 1.

In some areas of information technology which fall within ITU-T's purview, the necessary standards are prepared on a collaborative basis with ISO and IEC.

## NOTE

In this Recommendation, the expression "Administration" is used for conciseness to indicate both a telecommunication administration and a recognized operating agency.

Compliance with this Recommendation is voluntary. However, the Recommendation may contain certain mandatory provisions (to ensure e.g. interoperability or applicability) and compliance with the Recommendation is achieved when all of these mandatory provisions are met. The words "shall" or some other obligatory language such as "must" and the negative equivalents are used to express requirements. The use of such words does not suggest that compliance with the Recommendation is required of any party.

## INTELLECTUAL PROPERTY RIGHTS

ITU draws attention to the possibility that the practice or implementation of this Recommendation may involve the use of a claimed Intellectual Property Right. ITU takes no position concerning the evidence, validity or applicability of claimed Intellectual Property Rights, whether asserted by ITU members or others outside of the Recommendation development process.

As of the date of approval of this Recommendation, ITU had received notice of intellectual property, protected by patents, which may be required to implement this Recommendation. However, implementers are cautioned that this may not represent the latest information and are therefore strongly urged to consult the TSB patent database at <http://www.itu.int/ITU-T/ipr/>.

© ITU 2008

All rights reserved. No part of this publication may be reproduced, by any means whatsoever, without the prior written permission of ITU.

## CONTENTS

	<b>Page</b>
1 Scope .....	1
2 References.....	1
3 Definitions .....	2
4 Abbreviations and acronyms .....	3
5 System reference diagram.....	3
6 Signals and modulation .....	4
6.1 Description of signals .....	4
6.2 Modulation .....	7
6.3 Transmit filter characteristics .....	8
7 Description of messages .....	8
7.1 CL – Capabilities list .....	8
7.2 CLR – Capabilities list + request .....	8
7.3 MR – Mode request .....	8
7.4 MS – Mode select.....	8
7.5 MP – Mode proposal .....	8
7.6 ACK(1) – Acknowledge, type 1 .....	8
7.7 ACK(2) – Acknowledge, type 2.....	9
7.8 NAK-EF – Negative acknowledge, errored frame .....	9
7.9 NAK-NR – Negative acknowledge, not ready .....	9
7.10 NAK-NS – Negative acknowledge, not supported.....	9
7.11 NAK-CD – Negative acknowledge, clear-down .....	9
7.12 REQ-MS – Request MS message.....	9
7.13 REQ-MR – Request MR message.....	9
7.14 REQ-CLR – Request CLR message.....	9
7.15 REQ-RTX – Retransmission message.....	10
8 Structure of messages .....	10
8.1 Format convention.....	10
8.2 Frame structure.....	10
8.3 Frame check sequence field.....	11
8.4 Octet transparency .....	11
8.5 Inter-frame time fill .....	12
9 Message coding format.....	12
9.1 General .....	12
9.2 Coding format for parameters in the I and S fields .....	12
9.3 Identification field (I) .....	14
9.4 Standard information field (S).....	30
9.5 Non-standard information field (NS) .....	807
9.6 Overall message composition.....	808

	<b>Page</b>
10	G.994.1 transactions ..... 809
10.1	Basic transactions ..... 809
10.2	Extended transactions ..... 810
10.3	Message segmentation ..... 812
10.4	State transition diagrams ..... 812
10.5	Retransmission transactions ..... 819
11	Start-up/clear-down procedures ..... 820
11.1	Duplex start-up procedures ..... 820
11.2	Half-duplex start-up procedures ..... 821
11.3	Clear-down procedure ..... 822
12	Error recovery procedures ..... 824
13	Management information base (MIB) elements ..... 825
13.1	Configuration parameters ..... 825
	Annex A – Support for legacy non-G.994.1 devices ..... 827
	Annex B – Operation over multiple wire pairs ..... 828
	Annex C – An operating mode for use in the same cable as TCM-ISDN ..... 829
	C.1 Scope (supplements clause 1) ..... 829
	C.2 Signals and modulation (pertains to clause 6) ..... 829
	C.3 Start-up/clear-down procedures (pertains to clause 11) ..... 832
	Appendix I – G.994.1 sample sessions ..... 835
	Appendix II – Provider code contact information ..... 836
	Appendix III – Support for legacy DMT-based devices ..... 837
	Appendix IV – Procedure for the assignment of additional G.994.1 parameters ..... 838
	IV.1 Introduction ..... 838
	IV.2 Procedure ..... 838
	Appendix V – Rules for code point table numbering ..... 839
	Bibliography ..... 840

# ITU-T Recommendation G.994.1

## Handshake procedures for digital subscriber line (DSL) transceivers

### 1 Scope

This Recommendation defines signals, messages and procedures for exchanging these between digital subscriber line (DSL) equipment, when the modes of operation of the equipment need to be automatically established and selected, but before signals are exchanged which are specific to a particular DSL Recommendation.

For interrelationships of this Recommendation with other G.99x-series Recommendations, see ITU-T Recommendation G.995.1 (informative).

The principal characteristics of this Recommendation are as follows:

- a) use over metallic local loops;
- b) provisions to exchange capabilities information between DSL equipment to identify common modes of operation;
- c) provisions for DSL equipment at either end of the loop to select a common mode of operation or to request the other end to select the mode;
- d) provisions for exchanging non-standard information between DSL equipment;
- e) provisions to exchange and request service and application-related information;
- f) support for both duplex and half-duplex transmission modes;
- g) support for multi-pair operation;
- h) provisions for DSL equipment at the remote end of the loop (xTU-R) to propose a common mode of operation (new in version 2 of the Recommendation through the use of new message type MP and its associated transactions);
- i) support for a re-transmission mechanism (new in version 3 of the Recommendation through the use of new message type REQ-RTX).

### 2 References

The following ITU-T Recommendations and other references contain provisions which, through reference in this text, constitute provisions of this Recommendation. At the time of publication, the editions indicated were valid. All Recommendations and other references are subject to revision; users of this Recommendation are therefore encouraged to investigate the possibility of applying the most recent edition of the Recommendations and other references listed below. A list of the currently valid ITU-T Recommendations is regularly published. The reference to a document within this Recommendation does not give it, as a stand-alone document, the status of a Recommendation.

- [ITU-T G.991.2] ITU-T Recommendation G.991.2 (2003), *Single-pair high-speed digital subscriber line (SHDSL) transceivers*.
- [ITU-T G.992.1] ITU-T Recommendation G.992.1 (1999), *Asymmetric digital subscriber line (ADSL) transceivers*.
- [ITU-T G.992.2] ITU-T Recommendation G.992.2 (1999) (except Amd.2), *Splitterless asymmetric digital subscriber line (ADSL) transceivers*.
- [ITU-T G.992.3] ITU-T Recommendation G.992.3 (2005) (except Amd.2), *Asymmetric digital subscriber line transceivers 2 (ADSL2)*.
- [ITU-T G.992.4] ITU-T Recommendation G.992.4 (2002), *Splitterless asymmetric digital subscriber line transceivers 2 (splitterless ADSL2)*.

- [ITU-T G.992.5] ITU-T Recommendation G.992.5 (2005), *Asymmetric digital subscriber line (ADSL) transceivers – Extended bandwidth ADSL2 (ADSL2plus)*.
- [ITU-T G.997.1] ITU-T Recommendation G.997.1 (2006) (except Amd.2), *Physical layer management for digital subscriber line (DSL) transceivers*.
- [ITU-T T.35] ITU-T Recommendation T.35 (1991), *Procedure for the allocation of ITU-T defined codes for non-standard facilities*.
- [ISO/IEC 3309] ISO/IEC 3309:1993, *Information Technology – Telecommunications and information exchange between systems – High-level data link control (HDLC) procedures – Frame structure*.

### 3 Definitions

This Recommendation defines the following terms:

- 3.1 capabilities:** The "enabled" (= supported) set of functions, not necessarily the complete set of functions implemented in the unit.
- 3.2 carrier set:** A set of one or more frequencies associated with the PSD mask of a particular xDSL Recommendation.
- 3.3 downstream:** The direction of transmission from the xTU-C to the xTU-R.
- 3.4 errored frame:** A frame that contains a frame check sequence (FCS) error.
- 3.5 Galf:** An octet of value  $81_{16}$ , i.e., the ones complement of an HDLC flag.
- 3.6 initiating signal:** A signal that initiates the start-up procedure of a G.994.1 session.
- 3.7 initiating station:** The station that initiates the start-up procedure of a G.994.1 session.
- 3.8 invalid frame:** A frame that has fewer than four octets between flags, excluding transparency octets.
- 3.9 message:** Framed information conveyed via modulated transmission.
- 3.10 responding signal:** A signal that is sent in response to an initiating signal.
- 3.11 responding station:** The station that responds to the initiation of the start-up procedure of a G.994.1 session.
- 3.12 session:** A G.994.1 session comprises a start-up procedure, one or more transactions and a clear-down procedure (except as noted in clause 12).
- 3.13 signalling family:** A group of carrier sets which are integral multiples of a given carrier spacing frequency.
- 3.14 subcarrier:** Refer to the associated xDSL Recommendation for the definition of this term.
- 3.15 transaction:** A sequence of G.994.1 messages, ending with either a positive acknowledgement [ACK(1) (except as noted in clause 7.6)], a negative acknowledgement (NAK) or a time-out (see clause 12).
- 3.16 upstream:** The direction of transmission from the xTU-R to the xTU-C.



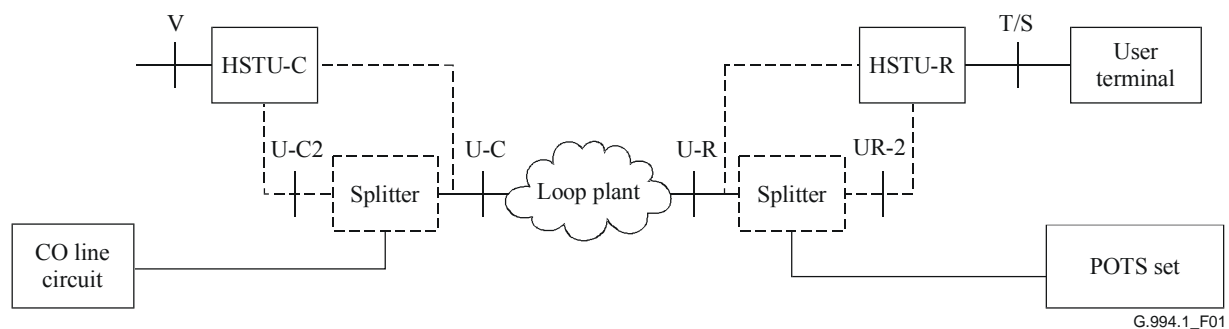
## 4 Abbreviations and acronyms

This Recommendation uses the following abbreviations and acronyms:

ACK	Acknowledge Message
ADSL	Asymmetric Digital Subscriber Line
CL	Capabilities List
CLR	Capabilities List Request
FCS	Frame Check Sequence
HSTU	Handshake Transceiver Unit
LSB	Least Significant Bit
MP	Mode Proposal Message
MR	Mode Request Message
MS	Mode Select Message
MSB	Most Significant Bit
NAK	Negative Acknowledge Message
PSTN	Public Switched Telephone Network
REQ	Request Message Type Message
xDSL	Any of the various types of Digital Subscriber Lines (DSL)
xTU-C	xDSL Transceiver Unit – Central office end
xTU-R	xDSL Transceiver Unit – Remote terminal end

## 5 System reference diagram

Figure 1 illustrates the system reference model for this Recommendation.



**Figure 1 – System reference model**

The system reference model identifies the necessary functional blocks and the reference points and/or interface points that may be used or have implications in this Recommendation.

The system reference model comprises the following blocks:

- transceivers: HSTU-C and HSTU-R;
- splitter function;
- loop plant;
- user terminal;
- POTS set;
- CO line circuit.

This Recommendation defines the signals, messages and procedures for common mode selection, and as such only relates to the functions associated with the HSTU-C and HSTU-R blocks. HSTU is used to signify that the signals, messages and procedures defined in this Recommendation are different from the G.99x Recommendations that use this Recommendation as a common start-up procedure. The remaining blocks are included to illustrate a reference system.

Splitters may or may not be present at the central and remote sites and are therefore signified by dotted boxes. If splitters are present, the HSTU-C (HSTU-R) may be connected to either or to both the U-C (U-R) and U-C2 (U-R2) interface points, signified by the dotted connecting lines.

The reference points V, U, T/S may not need to be exposed. This system reference model does not imply any particular implementation of the signals, messages and procedures defined in this Recommendation.

The HSTU negotiates modes of operation on behalf of one or more xDSL terminal unit(s) that are hereafter referred to as xTU.

## **6 Signals and modulation**

### **6.1 Description of signals**

The signalling families used in this Recommendation, and the carrier sets defined within each family, are described in this clause.

Each xDSL mode of operation has a mandatory carrier set associated with it. For each xDSL mode of operation implemented by a G.994.1 station, the initial G.994.1 transmission from the station shall include the associated mandatory carrier set for that mode.

NOTE 1 – In the interest of explicitly indicating the presence of HSTU-x that might not have common modes, the initial transmission should use as many carriers as possible, and HSTU-x are encouraged to detect all carriers from all signalling families.

Both duplex and half-duplex transmission modes are defined for use within this Recommendation. The transmission mode supported is a function of carrier set and is specified in Tables 1 and 3.

Frequencies other than those specified in Tables 1 and 3 shall not be transmitted simultaneously with G.994.1 signals.

The tolerance of the symbol rate and carrier frequencies for an HSTU-C shall be  $\pm 50$  ppm. The tolerance of the symbol rate and carrier frequencies for an HSTU-R shall be  $\pm 200$  ppm during R-TONES-REQ and  $\pm 50$  ppm during and after R-TONE1 (in duplex transmission mode) or R-FLAG1 (in half-duplex transmission mode). The HSTU-R may perform partial or full loop timing acquisition during the silence period preceding R-TONE1 or R-FLAG1. For both the HSTU-C and HSTU-R transmitter, the symbol rate and carrier frequencies shall be time locked.

NOTE 2 – National regulations may limit signal transmission to those carriers that fall within the PSD mask of the xDSL mode(s) supported by the station.

NOTE 3 – It is advised to monitor for existing services prior to transmitting signals to avoid interfering with them.

NOTE 4 – New xDSL services that wish to use this Recommendation are strongly encouraged to use currently defined carrier sets rather than defining new carrier sets.

### 6.1.1 4.3125 kHz signalling family

Carrier frequencies within this signalling family are given by  $N \times 4.3125$  kHz, where N is a positive integer. The symbol rate shall be  $4312.5/8 \equiv 539.0625$  symbols per second.

Within this family, there are three upstream carrier sets, designated A43, B43 and C43. Each upstream carrier set has an associated downstream carrier set that carries the same designation. The carrier set frequencies and the maximum transmit power level per carrier for each carrier set are defined in Table 1 where frequency =  $N \times 4.3125$  kHz.

The carrier sets in this family are mandatory for the xDSL modes listed in Table 2. One or more carriers listed in Tables 1 or 3 may be transmitted in addition to the mandatory carrier set listed in Table 2. Carriers not listed in Tables 1 or 3 shall not be transmitted.

**Table 1 – Carrier sets for the 4.3125 kHz signalling family**

Carrier set designation	Upstream carrier sets		Downstream carrier sets		Transmission mode
	Frequency indices (N)	Maximum power level/carrier (dBm)	Frequency indices (N)	Maximum power level/carrier (dBm)	
A43 (Notes 1, 3, 4)	9 17 25	-1.65	4056 64	-3.65	Duplex only
A43c (Notes 1, 3, 4)	9 17 25	-1.65	257 293 337	-3.65	Duplex only
B43	37 45 53	-1.65	7288 96	-3.65	Duplex only
B43c (Note 1)	37 45 53	-1.65	257 293 337	-3.65	Duplex only
C43	7 9	-1.65	1214 64	-3.65	Duplex only
J43	9 17 25	-1.65	7288 96	-3.65	Duplex only
V43 (Notes 1, 2)	944 972 999	-16.65	257 383 511	-3.65	Duplex only
V43P (Note 1)	9 17 25	-1.65	257 383 511	-3.65	Duplex only
V43I (Note 1)	37 45 53	-1.65	257 383 511	-3.65	Duplex only
V43-S (Notes 1, 2)	944 999	-16.65	257 383	-3.65	Duplex only
V43P-S (Note 1)	17 25	-1.65	257 383	-3.65	Duplex only
V43I-S (Note 1)	45 53	-1.65	257 383	-3.65	Duplex only

NOTE 1 – In some jurisdictions, it may be necessary to limit the maximum downstream power level, for example -23.65 dBm/carrier where the PSD is limited to -60 dBm/Hz.

NOTE 2 – It is expected that sufficient power back-off is applied to the upstream carriers of short lines to avoid excessive crosstalk into adjacent pairs during G.994.1.

**Table 1 – Carrier sets for the 4.3125 kHz signalling family**

NOTE 3 – In some jurisdictions, it may be necessary to shape the power of the downstream carriers in order to be compliant with PSD masks enforced by regulation.
NOTE 4 – In some jurisdictions, it may be necessary to send either A43 or A43C carrier sets, or both simultaneously, with appropriate shaping, leaving the receiver to select which carrier set to use.

**Table 2 – Mandatory carrier sets**

xDSL Recommendation(s)	Carrier set designation
G.992.1 – Annex A, G.992.2 – Annexes A/B, G.992.3 – Annexes A/I/L, G.992.4 – Annexes A/I, G.992.5 – Annexes A/I G.993.2 where support of a profile requiring US0 (Note 4)	A43
G.992.5 – Annexes A/I (Note 1), G.992.5 – Annexes J/M (Note 2) G.993.2 where support of a profile requiring US0 (Notes 1, 4)	A43c
G.992.1 – Annex B, G.992.3 – Annex B, G.992.5 – Annex B G.993.2 where support of a profile requiring US0 (Note 4)	B43
G.992.5 – Annex B (Note 3)	B43c
G.992.1 – Annexes C/H/I, G.992.2 – Annex C, G.992.3 – Annex C, G.992.5 – Annex C G.993.2 where support of a profile requiring US0 (Note 4)	C43
G.992.3 – Annexes J/M, G.992.5 – Annexes J/M	J43
G.993.1 – Using multi-carrier modulation (except Annex C) G.993.2 where support of a profile not requiring US0	V43
G.993.1 – Annex C using multi-carrier modulation over POTS	V43P
G.993.1 – Annex C using multi-carrier modulation over ISDN-BA	V43I
G.993.1 – Using single-carrier modulation over POTS	V43P-S
G.993.1 – Using single-carrier modulation over ISDN-BA	V43I-S
G.993.1 – Using single-carrier modulation over TCM-ISDN	V43-S
NOTE 1 – To be used where spectrum management forbids use of the downstream carrier set A43, typically where G.992.5 or G.993.2 is deployed from a cabinet.	
NOTE 2 – To be used where spectrum management forbids use of the downstream carrier set J43, typically where G.992.5 is deployed from a cabinet.	
NOTE 3 – To be used where spectrum management forbids use of the downstream carrier set B43, typically where G.992.5 is deployed from a cabinet.	
NOTE 4 – At least one of the carrier sets A43, B43, and C43 shall be transmitted, depending on the US0 band supported.	
NOTE 5 – If multimode operation is supported, the HSTU shall transmit the carrier sets corresponding to all enabled modes simultaneously.	

### 6.1.2 4 kHz signalling family

Carrier frequencies within this signalling family are given by  $N \times 4$  kHz, where N is a positive integer. The symbol rate shall be  $4000/5 \equiv 800$  symbols per second.

Within this family there is one upstream carrier set, designated A4. The associated downstream carrier set has the same designation. The carrier frequencies and the maximum transmit power level per carrier are defined in Table 3, where frequency =  $N \times 4$  kHz.

The carrier sets in this family are mandatory for the xDSL modes listed in Table 4. One or more carrier(s) listed in Tables 1 or 3 may be transmitted in addition to the mandatory carrier set listed in Table 4. Carriers not listed in Tables 1 or 3 shall not be transmitted.

**Table 3 – Carrier sets for the 4 kHz signalling family**

Carrier set designation	Upstream carrier sets		Downstream carrier sets		Transmission mode
	Frequency indices (N)	Maximum power level/carrier (dBm)	Frequency indices (N)	Maximum power level/carrier (dBm)	
A4	3	+5	5	+5	Half-duplex only

**Table 4 – Mandatory carrier sets**

xDSL Recommendation(s)	Carrier set designation
G.991.2	A4

## 6.2 Modulation

All messages in G.994.1 are sent with one or more carrier sets. All carrier frequencies within a carrier set, and all carrier sets, are simultaneously modulated with the same data bits using differentially encoded binary phase shift keying (DPSK). The transmit point is rotated 180° from the previous point if the transmit bit is a 1, and the transmit point is rotated 0° from the previous point if the transmit bit is a 0.

For each signal transmitted, the transmit signal shall have a rectangular pulse shaping, defined as:

$$s(t) = \left[ \left( \sum_i \cos(2\pi f_i t + \varphi_i) \right) \times \left( \sum_n A_n \times \text{rect}(t - nT) \right) \right] \otimes h_{tx}(t)$$

where:

× means signal multiplication

⊗ means signal convolution

$f_i$  are the G.994.1 carrier frequencies (defined in clause 6.1)

$\varphi_i$  are the G.994.1 carrier phases (discretionary constants)

$T$  is the symbol period

$T = (8/4312.5)$  seconds for the 4.3125 kHz signalling family and  $(5/4000)$  seconds for the 4 kHz signalling family

$A_n = +1$  or  $-1$  and is differentially encoded according to:

$A_n = A_{n-1}$  if  $b_n = 0$

$A_n = -A_{n-1}$  if  $b_n = 1$

$b_n$  represents the bit transmitted in symbol  $n$

$\text{rect}(t)$  is a rectangular pulse shape defined by:

$\text{rect}(t) = 1$  if  $|t| < T/2$

$= 0$  otherwise

$h_{tx}$  represents the impulse response of the transmit filter

## **6.3 Transmit filter characteristics**

### **6.3.1 4.3125 kHz signalling family**

For the 4.3125 kHz signalling family, the transmit filter shall have a bandwidth such that all of the  $-3$  dB points of the filter shall have frequencies which differ at least 4.3125 kHz from any G.994.1 carrier frequency used.

### **6.3.2 4 kHz signalling family**

The transmit spectrum is shaped by the rectangular pulse filtering of the modulation; no additional shaping is needed to be introduced by the transmit filter. Therefore, for the 4 kHz signalling family, the transmit filter shall not introduce significant distortion to the rectangular pulse shaping. Specifically, at frequencies less than  $\pm 4$  kHz from the carrier frequency, the magnitude response of the transmit filter shall have less than  $\pm 0.5$  dB variation from the magnitude response at the carrier frequency. At other frequencies the magnitude response of the transmit filter shall not exceed the magnitude response at the carrier frequency. The magnitude response at the carrier frequency is such that the maximum power requirements in Table 3 are satisfied. Variation in the group delay of the transmit filter should not be excessive at frequencies that are less than  $\pm 4$  kHz from the carrier frequency.

## **7 Description of messages**

### **7.1 CL – Capabilities list**

This message may be sent by an HSTU-C in response to the reception of either a complete CLR message or an intermediate frame of a segmented CLR message. It conveys a list of possible modes of operation of the xTU-C.

### **7.2 CLR – Capabilities list + request**

This message may be sent by an HSTU-R. It conveys a list of possible modes of operation of the xTU-R and requests the transmission of a CL message by the HSTU-C.

### **7.3 MR – Mode request**

This message may be sent by an HSTU-R. It requests the transmission of an MS message by the HSTU-C.

### **7.4 MS – Mode select**

This message may be sent by an HSTU-C or an HSTU-R. It requests the initiation of a particular mode of operation.

### **7.5 MP – Mode proposal**

This message may be sent by an HSTU-R. It proposes a particular mode of operation and requests the transmission of an MS message by the HSTU-C.

### **7.6 ACK(1) – Acknowledge, type 1**

This message either:

- acknowledges receipt of a complete CL message or an intermediate frame of a segmented CL message and ends a G.994.1 transaction; or
- acknowledges receipt of a complete MS message or an intermediate frame of a segmented MS message and initiates the G.994.1 session clear-down procedure specified in clause 11.3.

### **7.7 ACK(2) – Acknowledge, type 2**

This message acknowledges receipt of an intermediate frame of a segmented CL, CLR, MP or MS message and requests the transmission of the next frame of the message.

### **7.8 NAK-EF – Negative acknowledge, errored frame**

This message may be sent by an HSTU-C or HSTU-R in response to the reception of an errored frame. It aborts a G.994.1 session in accordance with the error recovery procedure specified in clause 12.

### **7.9 NAK-NR – Negative acknowledge, not ready**

This message may be sent by an HSTU-C or an HSTU-R to acknowledge receipt of a complete MS message or an intermediate frame of a segmented MS message. It ends a G.994.1 transaction. It indicates that the receiving station is temporarily unable (i.e., not ready) to invoke the mode requested by the transmitting station, but wishes to continue the G.994.1 session.

### **7.10 NAK-NS – Negative acknowledge, not supported**

This message may be sent by an HSTU-C or an HSTU-R to acknowledge receipt of a complete MP or MS message or an intermediate frame of a segmented MP or MS message. It ends a G.994.1 transaction. For a received message with the same or lower G.994.1 version number, transmission of NAK-NS indicates that the receiving station either does not support or has disabled the mode requested by the transmitting station. For a received message with a higher G.994.1 version number, NAK-NS indicates either reception of an unknown message type or reception of an unexpected message according to the transactions defined in this version of the Recommendation.

### **7.11 NAK-CD – Negative acknowledge, clear-down**

This message may be sent in response to any frame of a message other than one of the NAK messages. It indicates that the received information was not understood. This may be due to an unknown message type (same or lower G.994.1 version level), an unexpected message type according to the defined transactions (same or lower G.994.1 version level), or a syntax error while parsing the message. Since a NAK-CD normally indicates a lack of compliance with this Recommendation, it initiates the G.994.1 session clear-down procedure specified in clause 11.3.

### **7.12 REQ-MS – Request MS message**

This message may be sent by an HSTU-C in response to the reception of an MR message. It requests the transmission of an MS message by the HSTU-R. It indicates that the HSTU-C does not wish to select a mode and is deferring the mode selection to the HSTU-R.

### **7.13 REQ-MR – Request MR message**

This message may be sent by an HSTU-C in response to the reception of a complete MS message or an intermediate frame of a segmented MS message. It requests the transmission of an MR message by the HSTU-R. It indicates that the HSTU-C wishes to select the mode.

### **7.14 REQ-CLR – Request CLR message**

This message may be sent by an HSTU-C in response to the reception of either an MR message, a complete MP or MS message, or an intermediate frame of a segmented MP or MS message. It requests the transmission of a CLR message by the HSTU-R. It indicates that the HSTU-C wishes to perform a capabilities exchange.

### 7.15 REQ-RTX – Retransmission message

This message may be sent instead of the NAK-EF message by an HSTU-C or an HSTU-R in response to the reception of an errored frame. It requests the retransmission of the errored frame.

## 8 Structure of messages

A message consists of one or more segments. Each segment is encapsulated in a frame.

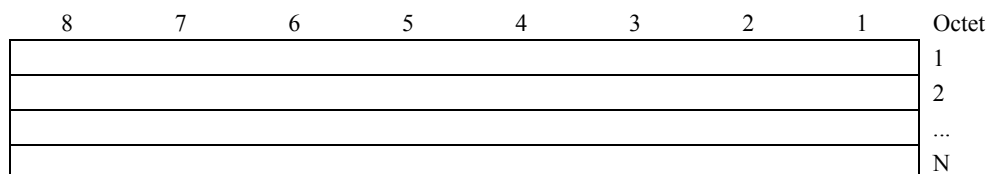
### 8.1 Format convention

The basic format convention used for messages is illustrated in Figure 2. Bits are grouped into octets. The bits of each octet are shown horizontally and are numbered from 1 to 8. Octets are displayed vertically and are numbered from 1 to N.

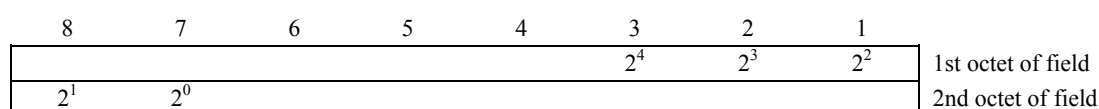
The octets are transmitted in ascending numerical order. Within an octet, bit 1 is the first bit to be transmitted.

For fields that are contained within a single octet, the lowest numbered bit of the field represents the least significant bit ( $2^0$ ). When a field spans multiple octets, the lowest numbered bit of the field in the highest numbered octet containing the field represents the least significant bit ( $2^0$ ). The order of bit values within each octet increases as the bit number increases. The order of bit values from octet to octet increases as the octet number decreases. Figure 3 illustrates a field that spans two octets.

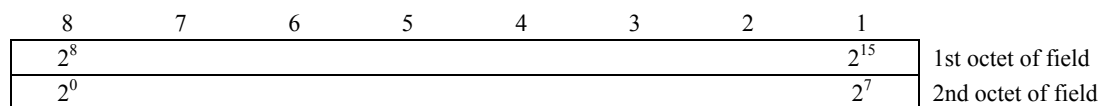
An exception to this convention is the frame check sequence (FCS) field, which spans two octets. In this case, the order of bit values within the octets is reversed. Bit 1 of the first octet is the MSB and bit 8 of the second octet is the LSB (Figure 4).



**Figure 2 – Format convention**



**Figure 3 – Field mapping convention**



**Figure 4 – FCS mapping convention**

### 8.2 Frame structure

The frame structure is shown in Figure 5. The contents of a frame shall consist of an integer number of octets.

Frames shall begin and end with standard HDLC flag octets (01111110) as defined in [ISO/IEC 3309]. At least three but not more than five flags shall be sent to begin a frame. At least two but not more than three flags shall follow the FCS of each frame.



8	7	6	5	4	3	2	1	Octet
Flag								1
Flag								2
Flag								
Flag (optional)								
Flag (optional)								
Message segment								
FCS (first octet)								
FCS (second octet)								
Flag								N – 2
Flag								N – 1
Flag (optional)								N

**Figure 5 – Frame structure**

### 8.3 Frame check sequence field

The FCS field is 16 bits (2 octets) in length. As defined in [ISO/IEC 3309], it shall be the ones complement of the sum (modulo 2) of:

- the remainder of  $x^k (x^{15} + x^{14} + x^{13} + x^{12} + x^{11} + x^{10} + x^9 + x^8 + x^7 + x^6 + x^5 + x^4 + x^3 + x^2 + x + 1)$  divided (modulo 2) by the generator polynomial  $x^{16} + x^{12} + x^5 + 1$ , where  $k$  is the number of bits in the frame existing between, but not including, the last bit of the final opening flag and the first bit of the FCS, excluding octets inserted for transparency; and
- the remainder of the division (modulo 2) by the generator polynomial  $x^{16} + x^{12} + x^5 + 1$ , of the product of  $x^{16}$  by the content of the frame existing between, but not including, the last bit of the final opening flag and the first bit of the FCS, excluding octets inserted for transparency.

As a typical implementation at the transmitter, the initial content of the register of the device computing the remainder of the division is preset to all binary ONES and is then modified by division by the generator polynomial (as described above) on the information field. The ones complement of the resulting remainder is transmitted as the 16-bit FCS.

As a typical implementation at the receiver, the initial content of the register of the device computing the remainder of the division is preset to all binary ONES. The final remainder, after multiplication by  $x^{16}$  and then division (modulo 2) by the generator polynomial  $x^{16} + x^{12} + x^5 + 1$  of the serial incoming protected bits and the FCS after removal of the transparency octets, will be  $0001110100001111_2$  ( $x^{15}$  through  $x^0$ , respectively) in the absence of transmission errors.

### 8.4 Octet transparency

G.994.1 messages use the octet transparency method defined in [ISO/IEC 3309]. In this approach, any data that is equal to  $7E_{16}$  (the flag sequence) or  $7D_{16}$  (the control escape) are escaped as described below.

After frame check sequence (FCS) computation, the transmitter examines the entire frame between the two flag sequences. Any data octets that are equal to the flag sequence or the control escape are replaced by a two-octet sequence consisting of the control escape octet followed by the original octet exclusive-OR'ed with hexadecimal  $20_{16}$ . In summary, the following substitutions are made:

- a data octet of  $7E_{16}$  is encoded as two octets  $\{7D_{16}, 5E_{16}\}$ ;
- a data octet of  $7D_{16}$  is encoded as two octets  $\{7D_{16}, 5D_{16}\}$ .

On reception, prior to FCS computation, each control escape octet ( $7D_{16}$ ) is removed, and the following octet is exclusive-OR'ed with hexadecimal  $20_{16}$  (unless the following octet is  $7E_{16}$ , which

is the flag, and indicates the end of frame, and therefore an abort has occurred). In summary, the following substitutions are made:

- a sequence of 7D<sub>16</sub>, 5E<sub>16</sub> is replaced by the data octet 7E<sub>16</sub>;
- a sequence of 7D<sub>16</sub>, 5D<sub>16</sub> is replaced by the data octet 7D<sub>16</sub>;
- a sequence of 7D<sub>16</sub>, 7E<sub>16</sub> aborts the frame.

Since octet stuffing is used, the frame is guaranteed to have an integer number of octets.

## 8.5 Inter-frame time fill

In duplex mode, an integer number of flags shall be transmitted between frames. In half-duplex mode, silence shall be transmitted between frames.

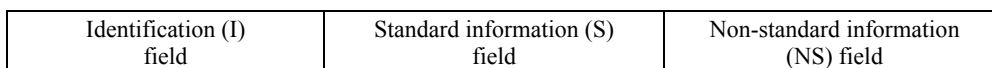
## 9 Message coding format

### 9.1 General

The message information field consists of three components:

- a) an identification field (I); followed by
- b) a standard information field (S); and
- c) an optional non-standard information field (NS).

This general structure is shown in Figure 6.



**Figure 6 – Information field structure**

### 9.2 Coding format for parameters in the I and S fields

In both the I and S fields, most of the information to be conveyed consists of parameters relating to particular modes, features or capabilities associated with the two stations.

In order to:

- a) encode these parameters in accordance with a consistent set of rules; and
- b) allow future extension to the parameter list in a way that permits present and future G.994.1 implementations to correctly parse the information field,

the parameters are linked together in a pre-defined tree structure. The order in which the parameters in the tree are transmitted and the use of delimiting bits that enable the tree to be reconstructed at the receiver are described in the rules set out below.

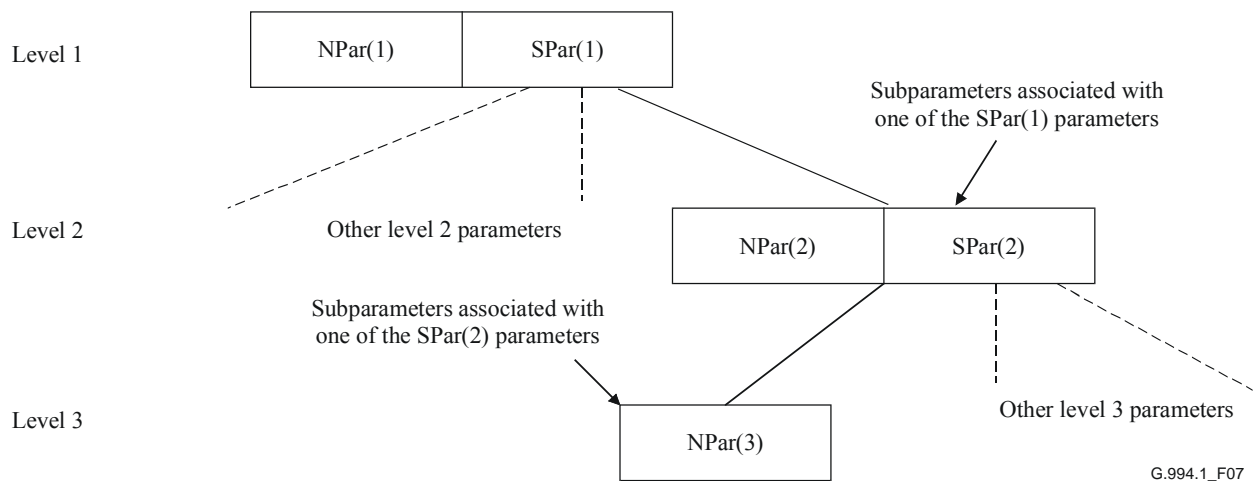
#### 9.2.1 Parameter classification

Parameters (Pars) are classified as:

- NPars – Parameters which have no subparameters associated with them; and
- SPars – Parameters that have subparameters associated with them.

The general structure of this tree is as shown in Figure 7.

At level 1, the highest level of the tree, each SPar has associated with it a series of Pars (NPars and possibly SPars) at level 2 in the tree. At level 2 in the tree, each SPar has associated with it a series of NPars at level 3 in the tree. Level 3 is the lowest level in the tree. Therefore, there are no SPars at this level.



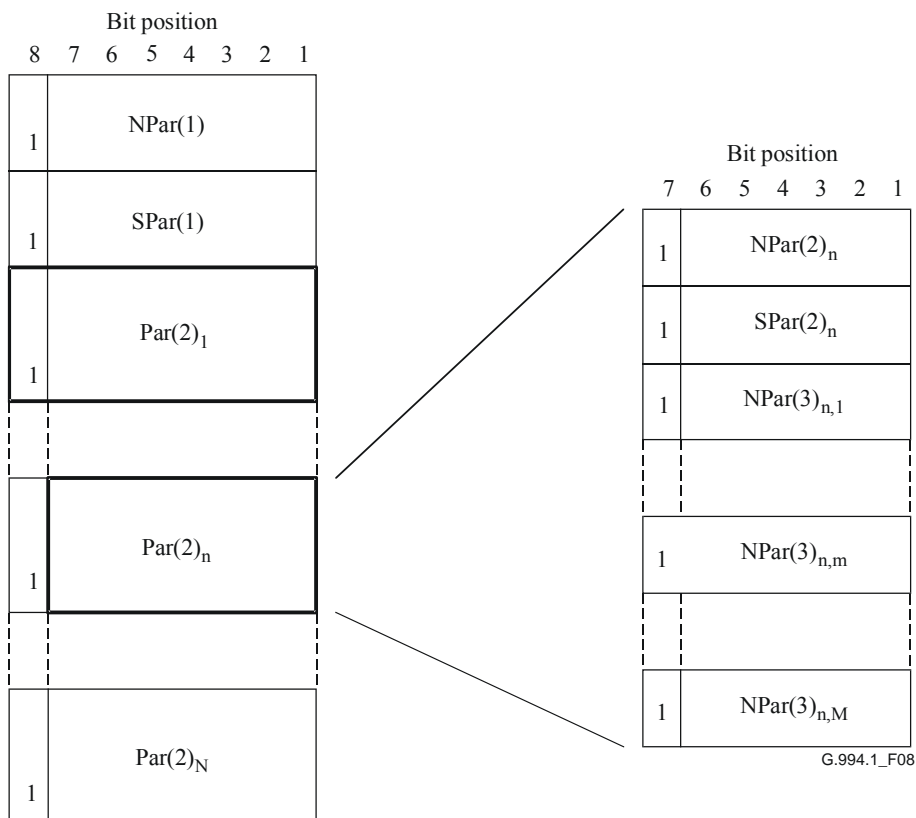
NOTE – NPar(n) indicates a set of NPar parameters at level n in the tree.

**Figure 7 – Tree structure linking parameters in the I and S fields**

### 9.2.2 Order of transmission of parameters

Parameters are binary encoded and transmitted serially. Parameters of the same type (i.e., level, classification and association) are transmitted sequentially as a parameter block consisting of an integral number of octets.

The order of transmission of NParS and SParS is specified in Figure 8.



**Figure 8 – Order of transmission of NParS and SParS**

$\text{Par}(2)_n$  indicates a set of level 2 parameters associated with the nth level 1 SPar, and consists of  $\text{NPar}(2)_n$  parameters and possibly  $\text{SPar}(2)_n$  parameters.

$NPar(3)_{n, m}$  indicates a set of level 3 NParS associated with the  $m$ th level 2 SPar which in turn is associated with the  $n$ th level 1 SPar.

Transmission of parameters begins with the first octet of NPar(1) and ends with the last octet of Par(2)<sub>N</sub>.

The order of transmission of the Par(2) blocks is the same as the order of transmission of the corresponding SPar(1) bits. Similarly, the order of transmission of the  $NPar(3)_n$  blocks is the same as the order of transmission of the corresponding  $SPar(2)_n$  bits.

### 9.2.3 Delimiting and parsing of parameter blocks

The use of delimiting bits is illustrated in Figure 8. Within each octet of a parameter block, at least one bit is defined as a delimiting bit. This is used to define the last octet in the block to be transmitted. A binary ZERO in this bit position indicates that there is at least one additional octet in the block to be transmitted. A binary ONE in this bit position indicates the last octet in the block to be transmitted.

Bit 8 is used to delimit the NPar(1) block, the SPar(1) block and each of the Par(2) blocks. There are  $N$  of these Par(2) blocks, one for each of the capabilities in the SPar(1) block that is enabled (set to binary ONE).

In order for this parsing rule to function correctly, both the identification field (I) and the standard information field (S) shall include at least one octet of NPar(1) and at least one octet of SPar(1).

Bit 7 is used to delimit each NPar(2) block, each SPar(2) block and each of the associated  $NPar(3)$  blocks. Figure 8 indicates that there are  $M$  of these  $NPar(3)$  blocks, one for each of the capabilities in the  $SPar(2)_n$  block that is enabled (set to binary ONE).  $M$  may be different for each of the Par(2) blocks.

A Par(2) block may either contain both NPar(2) and SPar(2) octets, or NPar(2) octets alone. To indicate that a Par(2) block contains only NPar(2) octets, bits 7 and 8 are both set to binary ONE in the last NPar(2) octet to be transmitted.

Bits 1 through 7 at level 1 of the tree and bits 1 through 6 at levels 2 and 3 of the tree may be used to encode parameters.

Octets at the end of any Par block that would have contained all ZEROs except for delimiting bits may be omitted from transmission, provided that terminating bits are correctly set for the transmitted octets.

To allow for compatibility with future versions of this Recommendation, receivers shall parse all parameter blocks and ignore information that is not understood. However, to be able to correctly parse the parameter blocks, it is necessary to pay attention to the number of SPar(1) and SPar(2) bits that are set, even if the meaning of one or more of these bits is not understood.

## 9.3 Identification field (I)

The identification field consists of four components:

- a) a one-octet message type field; followed by
- b) a one-octet version number field;
- c) an additional information field; and
- d) a bit-encoded parameter field.

This general structure is shown in Figure 9.

Message type field	Version number field	Additional information field	Bit-encoded parameter field
--------------------	----------------------	------------------------------	-----------------------------

**Figure 9 – Identification field structure**

### 9.3.1 Message type field

The purpose of the message type field is to identify the message type of the frame. The field is one octet in length and occupies the first octet in the identification field. The tree structure encoding rules specified in clause 9.2 are not applicable to this field. The encoding shall be as shown in Table 5. An "X" indicates that the message type is supported for the stated version number (see clause 9.3.2) whilst a "-" indicates that it is not.

NOTE – Message types other than those specified in Table 5 are reserved for allocation by ITU-T.

**Table 5 – Message type field format**

Bits								Message type	G.994.1 version 1 support	G.994.1 version 2 support	G.994.1 version 3 support
8	7	6	5	4	3	2	1				
0	0	0	0	0	0	0	0	MS	X	X	X
0	0	0	0	0	0	0	1	MR	X	X	X
0	0	0	0	0	0	1	0	CL	X	X	X
0	0	0	0	0	0	1	1	CLR	X	X	X
0	0	0	0	0	1	0	0	MP	–	X	X
0	0	0	1	0	0	0	0	ACK(1)	X	X	X
0	0	0	1	0	0	0	1	ACK(2)	X	X	X
0	0	1	0	0	0	0	0	NAK-EF	X	X	X
0	0	1	0	0	0	0	1	NAK-NR	X	X	X
0	0	1	0	0	0	1	0	NAK-NS	X	X	X
0	0	1	0	0	0	1	1	NAK-CD	X	X	X
0	0	1	1	0	1	0	0	REQ-MS	X	X	X
0	0	1	1	0	1	0	1	REQ-MR	X	X	X
0	0	1	1	0	1	1	1	REQ-CLR	X	X	X
0	0	1	1	1	0	0	0	REQ-RTX	–	–	X

### 9.3.2 Version number field

The purpose of the version number field is to identify the version number of G.994.1 to which the equipment conforms.

This Recommendation includes the functionality of G.994.1 – (2002 (Version 2)) in its entirety and therefore replaces it. It also specifies new functionality by way of a new message type and new transactions, resulting in Version 3.

G.994.1 – 2002 (Version 2), in turn, included the functionality of G.994.1 – 1999 (Version 1) in its entirety and therefore replaced it. It also specified new functionality by way of a new message type and new transactions, resulting in Version 2.

Tables 5, 13 and 14 indicate the message types, basic transactions and extended transactions, respectively, that are supported by each version. All transmitted messages shall indicate the highest version number supported by the transmitting equipment, independent of the version number received in any message.

NOTE 1 – The version number of G.994.1 is not updated with the addition of new codepoints. The version number is updated when a structural change is made. Examples of structural changes are the addition of new message types and new transactions. To ensure backward compatibility, future versions with higher version numbers will include, without change, all of the existing transactions, messages and information from previous versions. There is no relationship between the G.994.1 version number and the document in which particular parameters are first defined. For example, parameters defined for the first time in this Recommendation, such as those for G.992.5 Annex A, may be used by a Version 1 or 2 implementation of G.994.1.

If the received message is an MS, it is the expected message according to the defined transactions, and it can be parsed correctly; it shall be ACKed if the features are supported, independent of the version number of the message.

If the received message is of an unknown type or is not the expected message according to the defined transactions, and the version number field indicates a higher version, a NAK-NS shall be sent.

The field is one octet in length and occupies the second octet of the identification field. The tree structure encoding rules specified in clause 9.2 are not applicable to this field. The encoding shall be in accordance with Table 6.

NOTE 2 – Version numbers other than those specified in Table 6 are reserved for allocation by ITU T.

**Table 6 – Version number field format**

Bits								Version number
8	7	6	5	4	3	2	1	
0	0	0	0	0	0	0	1	Version 1
0	0	0	0	0	0	1	0	Version 2
0	0	0	0	0	0	1	1	Version 3

### 9.3.3 Additional information field

The additional information field consists of either a vendor ID information block or a retransmission information block according to Table 12.

#### 9.3.3.1 Vendor ID information block

Coding for the vendor ID information block is shown in Table 7. The tree structure encoding rules specified in clause 9.2 are not applicable to this field. For MP, MR, MS, ACK, NAK and REQ messages, the vendor ID field is not used and is therefore of zero length.

NOTE – This field should typically identify the vendor of the G.994.1 functionality, whether implemented in hardware or software. It is not intended to indicate the system integrator.

**Table 7 – Vendor ID information block**

T.35 country code (2 octets – Note 1)
Provider code (vendor identification) (4 octets – Note 2)
Vendor-specific information (2 octets)
NOTE 1 – If the bits in the first octet are not all set to binary ONE, the bits in the second octet shall be set to binary ZERO by the transmitter and ignored by the receiver. The only purpose of the country code is to identify the country of registry of the provider code.  NOTE 2 – Specification of the coding and order of transmission of this field is the responsibility of the regional standards body allocating the provider code. See Appendix II for provider code contact information.

**9.3.3.2 Retransmission information block**

Coding of the retransmission information block is shown in Table 7.1. The tree structure encoding rules specified in clause 9.2 are not applicable to this field. The retransmission information block shall only be used for REQ-RTX messages. For all other message types, the retransmission information block is not used and is therefore of zero length.

**Table 7.1 – Retransmission information block**

Last correctly received message (LCRM) (1 octet – Note 1)
Multi segment frame number (MSFN) (1 octet – Note 2)
NOTE 1 – This octet contains the message type code of the last correctly received frame. The NULL message code (FF <sub>16</sub> ) shall be used if an error free frame has not been received in the current G.994.1 session.  NOTE 2 – This octet contains the segment index number of a message that has been segmented into more than one frame. The first segment or message contained in one frame shall have an MSFN value of 0. The second segment shall have an MSFN value of 1 and so on. Although the segmented frames are not explicitly numbered, the HSTU-R and HSTU-C shall maintain internal counters.

**9.3.4 Parameter field**

This field contains parameters that are independent of the mode to be selected and are typically either service or application related.

The parameter field of CL, CLR, MP and MS messages is encoded in accordance with the rules described in clause 9.2. For MR, ACK, NAK and REQ messages, the parameter field is not used and is therefore of zero length.

The parameter field consists of a set of octets in which each parameter is assigned a unique bit position. A binary ONE in the assigned bit position indicates that the parameter is valid. The validity of multiple parameters may be conveyed by transmitting a binary ONE in each bit position corresponding to a valid parameter.

The NPar and SPar are listed below, beginning with Table 8.

**Table 8 – Identification field – NPar(1) coding**

Bits								NPar(1)s
8	7	6	5	4	3	2	1	
x	x	x	x	x	x	x	1	Reserved for allocation by ITU T
x	x	x	x	x	x	1	x	Reserved for allocation by ITU T
x	x	x	x	x	1	x	x	Reserved for allocation by ITU T
x	x	x	x	1	x	x	x	Reserved for allocation by ITU T
x	x	x	1	x	x	x	x	Reserved for allocation by ITU T
x	x	1	x	x	x	x	x	Reserved for allocation by ITU T
x	1	x	x	x	x	x	x	Non-standard field
x	0	0	0	0	0	0	0	No parameters set in this octet

**Table 9 – Identification field – SPar(1) coding – Octet 1**

Bits								SPar(1)s – Octet 1
8	7	6	5	4	3	2	1	
x	x	x	x	x	x	x	1	Net data rate upstream (Note 1)
x	x	x	x	x	x	1	x	Net data rate downstream (Note 1)
x	x	x	x	x	1	x	x	Data flow characteristics upstream (Note 2)
x	x	x	x	1	x	x	x	Data flow characteristics downstream (Note 2)
x	x	x	1	x	x	x	x	xTU-R splitter information (Note 3)
x	x	1	x	x	x	x	x	xTU-C splitter information (Note 3)
x	1	x	x	x	x	x	x	Reserved for allocation by ITU T
x	0	0	0	0	0	0	0	No parameters set in this octet

NOTE 1 – In a CLR, CL or MP message, the data rates indicated in this Recommendation are of informative nature and do not imply any requirements on the net data rate during data mode. The data rate values are set and used by layers higher than the xTU-x although an xTU-x may monitor the information. The data rate values are useful to help the higher layers to select between the various G.99x.x transceivers based upon information indicated by an application layer.

In an MS message:

- If the xTU-x is capable of supporting the information, it shall respond with an ACK.
- If the xTU-x is either not capable of supporting the information or the negotiation of this information, it shall respond with a NAK-NS.

NOTE 2 – In a CLR, CL or MP message, the latencies indicated in this Recommendation are of informative nature and do not imply any requirements on the latency during data mode. The latency values are set and used by layers higher than the xTU-x although an xTU-x may monitor the information. The latency values are useful to help the higher layers to select between the various G.99x.x transceivers and coding parameters based upon information indicated by an application layer.

In an MS message:

- If the xTU-x is capable of supporting the information, it shall respond with an ACK.
- If the xTU-x is either not capable of supporting the information or the negotiation of this information, it shall respond with a NAK-NS.

NOTE 3 – Splitter information is only conveyed by an xTU-x if it has the capability of determining the local splitter information. Splitter information is only a capabilities indication and shall not be included in an MP or MS message.



**Table 9.0.1 – Identification field – SPar(1) coding – Octet 2**

Bits								SPar(1)s – Octet 2
8	7	6	5	4	3	2	1	
x	x	x	x	x	x	x	1	Relative power level/carrier for upstream carrier set A43 (Note)
x	x	x	x	x	x	1	x	Relative power level/carrier for downstream carrier set A43 (Note)
x	x	x	x	x	1	x	x	Relative power level/carrier for upstream carrier set B43 (Note)
x	x	x	x	1	x	x	x	Relative power level/carrier for downstream carrier set B43 (Note)
x	x	x	1	x	x	x	x	Relative power level/carrier for upstream carrier set C43 (Note)
x	x	1	x	x	x	x	x	Relative power level/carrier for downstream carrier set C43 (Note)
x	1	x	x	x	x	x	x	Reserved for allocation by ITU T
x	0	0	0	0	0	0	0	No parameters in this octet

NOTE – The relative power level/carrier reported in a CLR, CL, MP or MS message indicates the level used during the current G.994.1 session, including the start-up and clear-down procedures. It does not imply any requirements on the transmit power in this or future sessions.

**Table 9.0.2 – Identification field – SPar(1) coding – Octet 3**

Bits								SPar(1)s – Octet 3
8	7	6	5	4	3	2	1	
x	x	x	x	x	x	x	1	Relative power level/carrier for upstream carrier set A4 (Note)
x	x	x	x	x	x	1	x	Relative power level/carrier for downstream carrier set A4 (Note)
x	x	x	x	x	1	x	x	Relative power level/carrier for upstream carrier set A43c (Note)
x	x	x	x	1	x	x	x	Relative power level/carrier for downstream carrier set A43c (Note)
x	x	x	1	x	x	x	x	Bonding
x	x	1	x	x	x	x	x	Relative power level/carrier for upstream carrier set J43 (Note)
x	1	x	x	x	x	x	x	Relative power level/carrier for downstream carrier set J43 (Note)
x	0	0	0	0	0	0	0	No parameters in this octet

NOTE – The relative power level/carrier reported in a CLR, CL, MP or MS message indicates the level used during the current G.994.1 session, including the start-up and clear-down procedures. It does not imply any requirements on the transmit power in this or future sessions.

**Table 9.0.3 – Identification field – SPar(1) coding – Octet 4**

Bits								SPar(1)s – Octet 4
8	7	6	5	4	3	2	1	
x	x	x	x	x	x	x	1	Relative power level/carrier for upstream carrier set B43c (Note)
x	x	x	x	x	x	1	x	Relative power level/carrier for downstream carrier set B43c (Note)
x	x	x	x	x	1	x	x	Relative power level/carrier for upstream carrier set V43 (Note)
x	x	x	x	1	x	x	x	Relative power level/carrier for downstream carrier set V43 (Note)
x	x	x	1	x	x	x	x	Reserved for allocation by ITU T
x	x	1	x	x	x	x	x	Reserved for allocation by ITU T
x	1	x	x	x	x	x	x	Reserved for allocation by ITU T
x	0	0	0	0	0	0	0	No parameters in this octet

NOTE – The relative power level/carrier reported in a CLR, CL, MP or MS message indicates the level used during the current G.994.1 session, including the start-up and clear-down procedures. It does not imply any requirements on the transmit power in this or future sessions.

**Table 9.1 – Identification field – Net data rate upstream NPar(2) coding – Octet 1**

Bits		Net data rate upstream NPar(2)s – Octet 1						
8	7	6	5	4	3	2	1	
x	x	1	1	1	1	1	1	Reserved for allocation by ITU T
x	x	0	0	0	0	0	0	Unspecified by terminal
x	x	1	x	x	x	x	x	Maximum net data rate upstream (bits 5-1 × 2 Mbit/s)
x	x	0	x	x	x	x	x	Maximum net data rate upstream (bits 5-1 × 64 kbit/s)

**Table 9.1.1 – Identification field – Net data rate upstream NPar(2) coding – Octet 2**

Bits		Net data rate upstream NPar(2)s – Octet 2						
8	7	6	5	4	3	2	1	
x	x	1	1	1	1	1	1	Reserved for allocation by ITU T
x	x	0	0	0	0	0	0	Unspecified by terminal
x	x	1	x	x	x	x	x	Minimum net data rate upstream (bits 5-1 × 2 Mbit/s)
x	x	0	x	x	x	x	x	Minimum net data rate upstream (bits 5-1 × 64 kbit/s)

**Table 9.1.2 – Identification field – Net data rate upstream NPar(2) coding – Octet 3**

Bits		Net data rate upstream NPar(2)s – Octet 3						
8	7	6	5	4	3	2	1	
x	x	1	1	1	1	1	1	Reserved for allocation by ITU T
x	x	0	0	0	0	0	0	Unspecified by terminal
x	x	1	x	x	x	x	x	Average net data rate upstream (bits 5-1 × 2 Mbit/s)
x	x	0	x	x	x	x	x	Average net data rate upstream (bits 5-1 × 64 kbit/s)

**Table 9.3 – Identification field – Net data rate downstream NPar(2) coding – Octet 1**

Bits		Net data rate downstream NPar(2)s – Octet 1						
8	7	6	5	4	3	2	1	
x	x	1	1	1	1	1	1	Reserved for allocation by ITU T
x	x	0	0	0	0	0	0	Unspecified by terminal
x	x	1	x	x	x	x	x	Maximum net data rate downstream (bits 5-1 × 2 Mbit/s)
x	x	0	x	x	x	x	x	Maximum net data rate downstream (bits 5-1 × 64 kbit/s)

**Table 9.3.1 – Identification field – Net data rate downstream NPar(2) coding – Octet 2**

Bits		Net data rate downstream NPar(2)s – Octet 2						
8	7	6	5	4	3	2	1	
x	x	1	1	1	1	1	1	Reserved for allocation by ITU T
x	x	0	0	0	0	0	0	Unspecified by terminal
x	x	1	x	x	x	x	x	Minimum net data rate downstream (bits 5-1 × 2 Mbit/s)
x	x	0	x	x	x	x	x	Minimum net data rate downstream (bits 5-1 × 64 kbit/s)

**Table 9.3.2 – Identification field – Net data rate downstream  
NPar(2) coding – Octet 3**

		Bits						
8	7	6	5	4	3	2	1	
x	x	1	1	1	1	1	1	Reserved for allocation by ITU T
x	x	0	0	0	0	0	0	Unspecified by terminal
x	x	1	x	x	x	x	x	Average net data rate downstream (bits 5-1 × 2 Mbit/s)
x	x	0	x	x	x	x	x	Average net data rate downstream (bits 5-1 × 64 kbit/s)

**Table 9.5 – Identification field – Data flow characteristics upstream  
NPar(2) coding – Octet 1**

		Bits						
8	7	6	5	4	3	2	1	
x	x	1	1	1	1	1	1	Reserved for allocation by ITU T
x	x	0	0	0	0	0	0	Unspecified by terminal
x	x	0	x	x	x	x	x	Maximum latency upstream (bits 5 to 1) × 1 ms
x	x	1	x	x	x	x	x	Maximum latency upstream (4 + bits 5 to 1) × 10 ms

**Table 9.5.1 – Identification field – Data flow characteristics upstream  
NPar(2) coding – Octet 2**

		Bits						
8	7	6	5	4	3	2	1	
x	x	1	1	1	1	1	1	Reserved for allocation by ITU T
x	x	0	0	0	0	0	0	Unspecified by terminal
x	x	0	x	x	x	x	x	Average latency upstream (bits 5 to 1) × 1 ms
x	x	1	x	x	x	x	x	Average latency upstream (4 + bits 5 to 1) × 10 ms

**Table 9.7 – Identification field – Data flow characteristics downstream  
NPar(2) coding – Octet 1**

		Bits						
8	7	6	5	4	3	2	1	
x	x	1	1	1	1	1	1	Reserved for allocation by ITU T
x	x	0	0	0	0	0	0	Unspecified by terminal
x	x	0	x	x	x	x	x	Maximum latency downstream (bits 5 to 1) × 1 ms
x	x	1	x	x	x	x	x	Maximum latency downstream (4 + bits 5 to 1) × 10 ms

**Table 9.7.1 – Identification field – Data flow characteristics downstream  
NPar(2) coding – Octet 2**

		Bits						
8	7	6	5	4	3	2	1	
x	x	1	1	1	1	1	1	Reserved for allocation by ITU T
x	x	0	0	0	0	0	0	Unspecified by terminal
x	x	0	x	x	x	x	x	Average latency downstream (bits 5 to 1) × 1 ms
x	x	1	x	x	x	x	x	Average latency downstream (4 + bits 5 to 1) × 10 ms

**Table 9.9 – Identification field – xTU-R splitter information NPar(2) coding**

		Bits						
8	7	6	5	4	3	2	1	xTU-R splitter information NPar(2)s
x	x	x	x	x	x	x	1	LPF is voice
x	x	x	x	x	x	1	x	LPF is USA ISDN
x	x	x	x	x	1	x	x	LPF is European ISDN
x	x	x	x	1	x	x	x	Reserved for allocation by ITU T
x	x	x	1	x	x	x	x	Reserved for allocation by ITU T
x	x	1	x	x	x	x	x	Non-standard LPF
x	x	0	0	0	0	0	0	No parameters in this octet

**Table 9.11 – Identification field – xTU-C splitter information NPar(2) coding**

		Bits						
8	7	6	5	4	3	2	1	xTU-C splitter information NPar(2)s
x	x	x	x	x	x	x	1	HPF is 25 kHz (voice)
x	x	x	x	x	x	1	x	HPF is 90 kHz USA ISDN
x	x	x	x	x	1	x	x	HPF is 150 kHz (ADSL with European ISDN)
x	x	x	x	1	x	x	x	HPF is 300 kHz (VDSL)
x	x	x	1	x	x	x	x	Reserved for allocation by ITU T
x	x	1	x	x	x	x	x	Non-standard HPF
x	x	0	0	0	0	0	0	No parameters in this octet

**Table 9.15 – Identification field – Relative power level/carrier for upstream carrier set A43 – NPar(2) coding**

		Bits						
8	7	6	5	4	3	2	1	Relative power level/carrier for upstream carrier set A43 Npar(2)s
x	x	x	x	x	x	x	x	Attenuation in G.994.1 transmit power per carrier relative to maximum power (bits 6-1 × 0.5 dB) for upstream carrier set A43 (Note).

NOTE – All carriers in the carrier set shall be transmitted at the same power level.

**Table 9.17 – Identification field – Relative power level/carrier for downstream carrier set A43 – NPar(2) coding**

		Bits						
8	7	6	5	4	3	2	1	Relative power level/carrier for downstream carrier set A43 Npar(2)s
x	x	x	x	x	x	x	x	Attenuation in G.994.1 transmit power per carrier relative to maximum power (bits 6-1 × 0.5 dB) for downstream carrier set A43 (Note).

NOTE – All carriers in the carrier set shall be transmitted at the same power level.

**Table 9.19 – Identification field – Relative power level/carrier for upstream carrier set B43 – NPar(2) coding**

		Bits						
8	7	6	5	4	3	2	1	Relative power level/carrier for upstream carrier set B43 Npar(2)s
x	x	x	x	x	x	x	x	Attenuation in G.994.1 transmit power per carrier relative to maximum power (bits 6-1 × 0.5 dB) for upstream carrier set B43 (Note).

NOTE – All carriers in the carrier set shall be transmitted at the same power level.

**Table 9.21 – Identification field – Relative power level/carrier for downstream carrier set B43 – NPar(2) coding – Octet 1**

8		7		6		5		4		3		2		1		Relative power level/carrier for downstream carrier set B43 Npar(2)s – Octet 1
x	x	x	x	x	x	x	x	x	x	x	x	x	x	x	x	

NOTE – All carriers in the carrier set shall be transmitted at the same power level.

**Table 9.21.1 – Identification field – Relative power level/carrier for downstream carrier set B43 – NPar(2) coding– Octet 2**

8		7		6		5		4		3		2		1		Relative power level/carrier for downstream carrier set B43 Npar(2)s – Octet 2
x	x	x	x	x	x	x	x	x	x	x	x	x	x	x	x	

NOTE – All carriers in the carrier set shall be transmitted at the same power level.

**Table 9.23 – Identification field – Relative power level/carrier for upstream carrier set C43 – NPar(2) coding**

8		7		6		5		4		3		2		1		Relative power level/carrier for upstream carrier set C43 Npar(2)s
x	x	x	x	x	x	x	x	x	x	x	x	x	x	x	x	

NOTE – All carriers in the carrier set shall be transmitted at the same power level.

**Table 9.25 – Identification field – Relative power level/carrier for downstream carrier set C43 – NPar(2) coding**

8		7		6		5		4		3		2		1		Relative power level/carrier for downstream carrier set C43 Npar(2)s
x	x	x	x	x	x	x	x	x	x	x	x	x	x	x	x	

NOTE – All carriers in the carrier set shall be transmitted at the same power level.

**Table 9.29 – Identification field – Relative power level/carrier for upstream carrier set A4 – NPar(2) coding**

8		7		6		5		4		3		2		1		Relative power level/carrier for upstream carrier set A4 Npar(2)s
x	x	x	x	x	x	x	x	x	x	x	x	x	x	x	x	

NOTE – All carriers in the carrier set shall be transmitted at the same power level.

**Table 9.31 – Identification field – Relative power level/carrier for downstream carrier set A4 – NPar(2) coding**

Bits		Relative power level/carrier for downstream carrier set A4 Npar(2)s					
8	7	6	5	4	3	2	1
x	x	x	x	x	x	x	x

Attenuation in G.994.1 transmit power per carrier relative to maximum power (bits 6-1 × 0.5 dB) for downstream carrier set A4 (Note).

NOTE – All carriers in the carrier set shall be transmitted at the same power level.

**Table 9.33 – Identification field – Relative power level/carrier for upstream carrier set A43c – NPar(2) coding**

Bits		Relative power level/carrier for upstream carrier set A43c Npar(2)s					
8	7	6	5	4	3	2	1
x	x	x	x	x	x	x	x

Attenuation in G.994.1 transmit power per carrier relative to maximum power (bits 6-1 × 0.5 dB) for upstream carrier set A43c (Note).

NOTE – All carriers in the carrier set shall be transmitted at the same power level.

**Table 9.35 – Identification field – Relative power level/carrier for downstream carrier set A43c – NPar(2) coding**

Bits		Relative power level/carrier for downstream carrier set A43c Npar(2)s					
8	7	6	5	4	3	2	1
x	x	x	x	x	x	x	x

Attenuation in G.994.1 transmit power per carrier relative to maximum power (bits 6-1 × 0.5 dB) for downstream carrier set A43c (Note).

NOTE – All carriers in the carrier set shall be transmitted at the same power level.

**Table 9.37 – Identification field – Bonding NPar(2) coding**

Bits		Bonding NPar(2)s					
8	7	6	5	4	3	2	1
x	x	x	x	x	x	x	1
x	x	x	x	x	x	1	x
x	x	x	x	x	1	x	x
x	x	x	x	1	x	x	x
x	x	x	1	x	x	x	x
x	x	1	x	x	x	x	x
x	x	0	0	0	0	0	0

Ethernet bonding  
TDIM bonding  
ATM bonding  
Reserved for allocation by ITU-T  
Reserved for allocation by ITU-T  
Reserved for allocation by ITU-T  
No parameters in this octet

**Table 9.38 – Identification field – Bonding SPar(2) coding – Octet 1 – Ethernet/TDIM**

Bits		Ethernet/TDIM bonding SPar(2)s					
8	7	6	5	4	3	2	1
x	x	x	x	x	x	x	1
x	x	x	x	x	x	1	x
x	x	x	x	x	1	x	x
x	x	x	x	1	x	x	x
x	x	x	1	x	x	x	x
x	x	1	x	x	x	x	x
x	x	0	0	0	0	0	0

PME aggregation discovery  
PME aggregation  
Reserved for allocation by ITU-T  
Reserved for allocation by ITU-T  
Reserved for allocation by ITU-T  
Reserved for allocation by ITU-T  
No parameters in this octet

**Table 9.38.0.1 – Identification field – Bonding SPar(2) coding – Octet 2 – ATM bonding**

		Bits						
8	7	6	5	4	3	2	1	ATM bonding SPar(2)s
x	x	x	x	x	x	x	1	PHY layer training parameters
x	x	x	x	x	x	1	x	Reserved for allocation by ITU-T
x	x	x	x	x	1	x	x	Reserved for allocation by ITU-T
x	x	x	x	1	x	x	x	Reserved for allocation by ITU-T
x	x	x	1	x	x	x	x	Reserved for allocation by ITU-T
x	x	1	x	x	x	x	x	Reserved for allocation by ITU-T
x	x	0	0	0	0	0	0	No parameters in this octet

**Table 9.38.1 – Identification field – Bonding – PME aggregation discovery – NPar(3) coding – Octet 1**

		Bits						
8	7	6	5	4	3	2	1	Bonding PME aggregation discovery – NPar(3)s – Octet 1
x	x	x	x	x	x	x	1	Clear if same
x	x	x	x	x	x	1	x	Reserved for allocation by ITU-T
x	x	x	x	x	1	x	x	Reserved for allocation by ITU-T
x	x	x	x	1	x	x	x	Reserved for allocation by ITU-T
x	x	x	1	x	x	x	x	Reserved for allocation by ITU-T
x	x	1	x	x	x	x	x	Reserved for allocation by ITU-T
x	x	0	0	0	0	0	0	No parameters in this octet

**Table 9.38.1.1 – Identification field – Bonding – PME aggregation discovery – NPar(3) coding – Octet 2**

		Bits						
8	7	6	5	4	3	2	1	Bonding PME aggregation discovery – NPar(3)s – Octet 2
x	x	x	x	x	x	x	x	Remote discovery register, bits 47 to 42

**Table 9.38.1.2 – Identification field – Bonding – PME aggregation discovery – NPar(3) coding – Octet 3**

		Bits						
8	7	6	5	4	3	2	1	Bonding PME aggregation discovery – NPar(3)s – Octet 3
x	x	x	x	x	x	x	x	Remote discovery register, bits 41 to 36

**Table 9.38.1.3 – Identification field – Bonding – PME aggregation discovery – NPar(3) coding – Octet 4**

		Bits						
8	7	6	5	4	3	2	1	Bonding PME aggregation discovery – NPar(3)s – Octet 4
x	x	x	x	x	x	x	x	Remote discovery register, bits 35 to 30

**Table 9.38.1.4 – Identification field – Bonding – PME aggregation discovery – NPar(3) coding – Octet 5**

Bits							Bonding PME aggregation discovery – NPar(3)s – Octet 5
8	7	6	5	4	3	2	1
x	x	x	x	x	x	x	x

Remote discovery register, bits 29 to 24

**Table 9.38.1.5 – Identification field – Bonding – PME aggregation discovery – NPar(3) coding – Octet 6**

Bits							Bonding PME aggregation discovery – NPar(3)s – Octet 6
8	7	6	5	4	3	2	1
x	x	x	x	x	x	x	x

Remote discovery register, bits 23 to 18

**Table 9.38.1.6 – Identification field – Bonding – PME aggregation discovery – NPar(3) coding – Octet 7**

Bits							Bonding PME aggregation discovery – NPar(3)s – Octet 7
8	7	6	5	4	3	2	1
x	x	x	x	x	x	x	x

Remote discovery register, bits 17 to 12

**Table 9.38.1.7 – Identification field – Bonding – PME aggregation discovery – NPar(3) coding – Octet 8**

Bits							Bonding PME aggregation discovery – NPar(3)s – Octet 8
8	7	6	5	4	3	2	1
x	x	x	x	x	x	x	x

Remote discovery register, bits 11 to 6

**Table 9.38.1.8 – Identification field – Bonding – PME aggregation discovery – NPar(3) coding – Octet 9**

Bits							Bonding PME aggregation discovery – NPar(3)s – Octet 9
8	7	6	5	4	3	2	1
x	x	x	x	x	x	x	x

Remote discovery register, bits 5 to 0

**Table 9.38.2 – Identification field – Bonding – PME aggregation – NPar(3) coding – Octet 1**

Bits							Bonding PME aggregation – NPar(3)s – Octet 1
8	7	6	5	4	3	2	1
x	x					x	x
x	x	x	x	x	1		
x	x	x	x	1	x		
x	x	x	1	x	x		
x	x	1	x	x	x		
x	x	0	0	0	0		

PME\_Aggregate\_register, bits 31-30 (Octet 1, bits 2 and 1)  
 Reserved for allocation by ITU-T  
 Reserved for allocation by ITU-T  
 Reserved for allocation by ITU-T  
 Reserved for allocation by ITU-T  
 No parameters in this octet



**Table 9.38.2.1 – Identification field – Bonding – PME aggregation – NPar(3) coding – Octet 2**

Bits		Bonding PME aggregation – NPar(3)s – Octet 2					
8	7	6	5	4	3	2	1
x	x	x	x	x	x	x	x

PME\_Aggregate\_register, bits 29 to 24

**Table 9.38.2.2 – Identification field – Bonding – PME aggregation – NPar(3) coding – Octet 3**

Bits		Bonding PME aggregation – NPar(3)s – Octet 3					
8	7	6	5	4	3	2	1
x	x	x	x	x	x	x	x

PME\_Aggregate\_register, bits 23 to 18

**Table 9.38.2.3 – Identification field – Bonding – PME aggregation – NPar(3) coding – Octet 4**

Bits		Bonding PME aggregation – NPar(3)s – Octet 4					
8	7	6	5	4	3	2	1
x	x	x	x	x	x	x	x

PME\_Aggregate\_register, bits 17 to 12

**Table 9.38.2.4 – Identification field – Bonding – PME aggregation – NPar(3) coding – Octet 5**

Bits		Bonding PME aggregation – NPar(3)s – Octet 5					
8	7	6	5	4	3	2	1
x	x	x	x	x	x	x	x

PME\_Aggregate\_register, bits 11 to 6

**Table 9.38.2.5 – Identification field – Bonding – PME aggregation – NPar(3) coding – Octet 6**

Bits		Bonding PME aggregation – NPar(3)s – Octet 6					
8	7	6	5	4	3	2	1
x	x	x	x	x	x	x	x

PME\_Aggregate\_register, bits 5 to 0

**Table 9.38.7 – Identification field – ATM bonding PHY layer training parameters – NPar(3) coding – Octet 1**

Bits		ATM bonding PHY layer training NPar(3)s – Octet 1					
8	7	6	5	4	3	2	1
x	x	x	x	x	x	x	x

Maximum downstream differential delay between members of an ATM bonding group (bits 6-1 × 1 ms)

**Table 9.39 – Identification field – Relative power level/carrier for upstream carrier set J43 – NPar(2) coding**

Bits		Relative power level/carrier for upstream carrier set J43 Npar(2)s					
8	7	6	5	4	3	2	1
x	x	x	x	x	x	x	x

Attenuation in G.994.1 transmit power per carrier relative to maximum power (bits 6-1 × 0.5 dB) for upstream carrier set J43 (Note).

NOTE – All carriers in the carrier set shall be transmitted at the same power level.

**Table 9.41 – Identification field – Relative power level/carrier for downstream carrier set J43 – NPar(2) coding – Octet 1**

Bits		Relative power level/carrier for downstream carrier set J43 Npar(2)s – Octet 1					
8	7	6	5	4	3	2	1
x	x	x	x	x	x	x	x

Clipped attenuation in G.994.1 transmit power per carrier relative to maximum power (bits 6-1  $\times$  0.5 dB) for downstream carrier set J43 (Note).

NOTE – All carriers in the carrier set shall be transmitted at the same power level.

**Table 9.41.1 – Identification field – Relative power level/carrier for downstream carrier set J43 – NPar(2) coding – Octet 2**

Bits		Relative power level/carrier for downstream carrier set J43Npar(2)s – Octet 2					
8	7	6	5	4	3	2	1
x	x	x	x	x	x	x	x

Remainder of attenuation in G.994.1 transmit power per carrier relative to maximum power (bits 6-1  $\times$  0.5 dB) for downstream carrier set J43 (Note).

NOTE – All carriers in the carrier set shall be transmitted at the same power level.

**Table 9.43 – Identification field – Relative power level/carrier for upstream carrier set B43c – NPar(2) coding**

Bits		Relative power level/carrier for upstream carrier set B43c Npar(2)s					
8	7	6	5	4	3	2	1
x	x	x	x	x	x	x	x

Attenuation in G.994.1 transmit power per carrier relative to maximum power (bits 6-1  $\times$  0.5 dB) for upstream carrier set B43c (Note).

NOTE – All carriers in the carrier set shall be transmitted at the same power level.

**Table 9.45 – Identification field – Relative power level/carrier for downstream carrier set B43c – NPar(2) coding**

Bits		Relative power level/carrier for downstream carrier set B43c Npar(2)s					
8	7	6	5	4	3	2	1
x	x	x	x	x	x	x	x

Attenuation in G.994.1 transmit power per carrier relative to maximum power (bits 6-1  $\times$  0.5 dB) for downstream carrier set B43c (Note).

NOTE – All carriers in the carrier set shall be transmitted at the same power level.

**Table 9.47 – Identification field – Relative power level/carrier for upstream carrier set V43 – NPar(2) coding – Octet 1**

Bits		Relative power level/carrier for upstream carrier set V43 Npar(2)s – Octet 1					
8	7	6	5	4	3	2	1
x	x	0	0	0	0	0	x

Attenuation in G.994.1 transmit power per carrier relative to maximum power (in steps of 0.5 dB) for upstream carrier set V43 (Note) – (bit 7)

NOTE – All carriers in the carrier set shall be transmitted at the same power level.

Valid values are 0 to 45.5 dB

**Table 9.47.1 – Identification field – Relative power level/carrier for upstream carrier set V43 – NPar(2) coding – Octet 2**

Bits		Relative power level/carrier for upstream carrier set V43 Npar(2)s – Octet 2					
8	7	6	5	4	3	2	1
x	x	x	x	x	x	x	x

Attenuation in G.994.1 transmit power per carrier relative to maximum power (in steps of 0.5 dB) for upstream carrier set V43 (Note) – (bits 6-1)

NOTE – All carriers in the carrier set shall be transmitted at the same power level.  
Valid values are 0 to 45.5 dB.

**Table 9.49 – Identification field – Relative power level/carrier for downstream carrier set V43 – NPar(2) coding – Octet 1**

Bits		Relative power level/carrier for downstream carrier set V43 Npar(2)s – Octet 1					
8	7	6	5	4	3	2	1
x	x	0	0	0	0	0	x

Attenuation in G.994.1 transmit power per carrier relative to maximum power (in steps of 0.5 dB) for downstream carrier 257 of set V43 (Note) – (bit 7)

NOTE – Carriers in the carrier set may be transmitted at different power levels.  
Valid values are 0 to 58.5 dB and 59 to 63.5 as special values corresponding to carrier not transmitted.

**Table 9.49.1 – Identification field – Relative power level/carrier for downstream carrier set V43 – NPar(2) coding – Octet 2**

Bits		Relative power level/carrier for downstream carrier set V43 Npar(2)s – Octet 2					
8	7	6	5	4	3	2	1
x	x	x	x	x	x	x	x

Attenuation in G.994.1 transmit power per carrier relative to maximum power (in steps of 0.5 dB) for downstream carrier 257 of set V43 (Note) – (bits 6-1)

NOTE – Carriers in the carrier set may be transmitted at different power levels.  
Valid values are 0 to 58.5 dB and 59 to 63.5 as special values corresponding to carrier not transmitted.

**Table 9.49.2 – Identification field – Relative power level/carrier for downstream carrier set V43 – NPar(2) coding – Octet 3**

Bits		Relative power level/carrier for downstream carrier set V43 Npar(2)s – Octet 3					
8	7	6	5	4	3	2	1
x	x	0	0	0	0	0	x

Attenuation in G.994.1 transmit power per carrier relative to maximum power (in steps of 0.5 dB) for downstream carrier 383 of set V43 (Note) – (bit 7)

NOTE – Carriers in the carrier set may be transmitted at different power levels.  
Valid values are 0 to 58.5 dB and 59 to 63.5 as special values corresponding to carrier not transmitted.

**Table 9.49.3 – Identification field – Relative power level/carrier for downstream carrier set V43 – NPar(2) coding – Octet 4**

Bits		Relative power level/carrier for downstream carrier set V43 Npar(2)s – Octet 4					
8	7	6	5	4	3	2	1
x	x	x	x	x	x	x	x

Attenuation in G.994.1 transmit power per carrier relative to maximum power (in steps of 0.5 dB) for downstream carrier 383 of set V43 (Note) – (bits 6-1)

NOTE – Carriers in the carrier set may be transmitted at different power levels.  
Valid values are 0 to 58.5 dB and 59 to 63.5 as special values corresponding to carrier not transmitted.

**Table 9.49.4 – Identification field – Relative power level/carrier for downstream carrier set V43 – NPar(2) coding – Octet 5**

Bits		Relative power level/carrier for downstream carrier set V43 Npar(2)s – Octet 5					
8	7	6	5	4	3	2	1
x	x	0	0	0	0	0	x

Attenuation in G.994.1 transmit power per carrier relative to maximum power (in steps of 0.5 dB) for downstream carrier 511 of set V43 (Note) – (bit 7)

NOTE – Carriers in the carrier set may be transmitted at different power levels.  
Valid values are 0 to 58.5 dB and 59 to 63.5 as special values corresponding to carrier not transmitted.

**Table 9.49.5 – Identification field – Relative power level/carrier for downstream carrier set V43 – NPar(2) coding – Octet 6**

Bits		Relative power level/carrier for downstream carrier set V43 Npar(2)s – Octet 6					
8	7	6	5	4	3	2	1
x	x	x	x	x	x	x	x

Attenuation in G.994.1 transmit power per carrier relative to maximum power (in steps of 0.5 dB) for downstream carrier 511 of set V43 (Note) – (bits 6-1)

NOTE – Carriers in the carrier set may be transmitted at different power levels.  
Valid values are 0 to 58.5 dB and 59 to 63.5 as special values corresponding to carrier not transmitted.

#### 9.4 Standard information field (S)

In the standard information field, the parameters represent modes of working or capabilities relating to the xTU-R or xTU-C.

The standard information field of CL, CLR, MP and MS messages is encoded in accordance with the rules described in clause 9.2. For MR, ACK, NAK and REQ messages, the standard information field is not used and is therefore of zero length.

The standard information field consists of a set of octets in which each capability is assigned a unique bit position. A binary ONE in the assigned bit position indicates that the capability is valid.

For messages CL and CLR, the validity of multiple capabilities may be conveyed by transmitting a binary ONE in each bit position corresponding to a valid capability. For messages MP and MS, multiple capabilities may be selected only if they can all be supported simultaneously within the xTU concerned.

The level 1 Pars for MP, MS, CL and CLR messages are listed below, beginning with Table 10. Lower level Pars follow, beginning with Table 11.1. The interpretation and use of these lower level Pars is defined in the respective xDSL Recommendations or other technical specifications.

**Table 10 – Standard information field – NPar(1) coding**

Bits								NPar(1)s
8	7	6	5	4	3	2	1	
x	x	x	x	x	x	x	1	Voiceband: V.8 (Note 1)
x	x	x	x	x	x	1	x	Voiceband: V.8 <i>bis</i> (Note 1)
x	x	x	x	x	1	x	x	Silent period (Note 2)
x	x	x	x	1	x	x	x	G.997.1 (Note 3)
x	x	x	1	x	x	x	x	Reserved for allocation by ITU T
x	x	1	x	x	x	x	x	Reserved for allocation by ITU T
x	1	x	x	x	x	x	x	Reserved for allocation by ITU T
x	0	0	0	0	0	0	0	No parameters in this octet

NOTE 1 – Setting this bit to binary ONE in an MS message initiates the G.994.1 session clear-down procedure specified in clause 11.3, and requests a V.8 or V.8 *bis* handshake in the voiceband, with the xTU-R taking on the role of a calling station and the xTU-C taking on the role of an answering station.

NOTE 2 – This bit shall be set to binary ONE in a CLR or CL message. Setting this bit to binary ONE in an MS message initiates the G.994.1 session clear-down procedure specified in clause 11.3, and requests a silence period at the other transmitter of approximately 1 minute. The station that invoked the silent period by transmitting MS may terminate the silent period prior to the 1 minute by restarting a G.994.1 session.

NOTE 3 – The use of this bit is for further study and shall be set to binary ZERO in CLR, CL and MS.

**Table 11 – Standard information field – SPar(1) coding – Octet 1**

Bits								SPar(1)s – Octet 1
8	7	6	5	4	3	2	1	
x	x	x	x	x	x	x	1	G.992.1 – Annex A (Note)
x	x	x	x	x	x	1	x	G.992.1 – Annex B (Note)
x	x	x	x	x	1	x	x	G.992.1 – Annex C (Note)
x	x	x	x	1	x	x	x	G.992.2 – Annexes A/B (Note)
x	x	x	1	x	x	x	x	G.992.2 – Annex C (Note)
x	x	1	x	x	x	x	x	G.992.1 – Annex H (Note)
x	1	x	x	x	x	x	x	G.992.1 – Annex I (Note)
x	0	0	0	0	0	0	0	No parameters in this octet

NOTE – The spectrum information indicated in the NPar(3) fields associated with these Recommendations is of informative nature and does not imply any requirements on the transmit spectrum used during initialization and data mode. Regardless of the spectrum information, the transmit spectrum shall comply with their respective Recommendations. Spectrum information may only be included in a CLR or CL message, not in an MP or MS message. The spectrum information is coded in 8 bits (across 2 octets) as a binary representation of the subcarrier index.

- Maximum frequencies: up to and including the subcarrier index.
- Minimum frequencies: above and including the subcarrier index.

**Table 11.0.1 – Standard information field – SPar(1) coding – Octet 2**

Bits								SPar(1)s – Octet 2
8	7	6	5	4	3	2	1	
x	x	x	x	x	x	x	1	G.991.2 – Annex A/F
x	x	x	x	x	x	1	x	G.991.2 – Annex B/G
x	x	x	x	x	1	x	x	T1E1 trial-use MCM VDSL (Note 1)
x	x	x	x	1	x	x	x	T1E1 trial-use SCM VDSL (Note 2)
x	x	x	1	x	x	x	x	ETSI MCM VDSL (Note 3)
x	x	1	x	x	x	x	x	ETSI SCM VDSL (Note 3)
x	1	x	x	x	x	x	x	Reserved for allocation by ITU-T Committee T1 enhanced SHDSL
x	0	0	0	0	0	0	0	No parameters in this octet

NOTE 1 – Use of this bit is defined in "Draft Trial-Use Standard For Telecommunication – Interface Between Networks and Customer Installation – Very High Bit-rate Digital Subscriber Line (VDSL) Metallic Interface – Part 3: Technical Specification for Multi-Carrier Modulation (MCM) Transceivers".

NOTE 2 – Use of this bit is defined in "Draft Trial-Use Standard For Telecommunication – Interface Between Networks and Customer Installation – Very High Bit-rate Digital Subscriber Line (VDSL) Metallic Interface – Part 2: Technical Specification for Single-Carrier Modulation (SCM) Transceivers".

NOTE 3 – Use of this bit is defined in ETSI TS 101270-2.

**Table 11.0.2 – Standard information field – SPar(1) coding – Octet 3**

Bits								SPar(1)s – Octet 3
8	7	6	5	4	3	2	1	
x	x	x	x	x	x	x	1	G.992.3 – Annex A/L
x	x	x	x	x	x	1	x	G.992.3 – Annex B
x	x	x	x	x	1	x	x	G.992.3 – Annex I
x	x	x	x	1	x	x	x	G.992.3 – Annex J
x	x	x	1	x	x	x	x	G.992.4 – Annex A
x	x	1	x	x	x	x	x	G.992.4 – Annex I
x	1	x	x	x	x	x	x	G.992.3 – Annex C
x	0	0	0	0	0	0	0	No parameters in this octet

**Table 11.0.3 – Standard information field – SPar(1) coding – Octet 4**

Bits								SPar(1)s – Octet 4
8	7	6	5	4	3	2	1	
x	x	x	x	x	x	x	1	G.992.5 – Annex A
x	x	x	x	x	x	1	x	G.992.5 – Annex B
x	x	x	x	x	1	x	x	G.992.5 – Annex I
x	x	x	x	1	x	x	x	G.992.3 – Annex M
x	x	x	1	x	x	x	x	G.992.5 Annex J
x	x	1	x	x	x	x	x	IEEE 802.3ah 2BASE-TL
x	1	x	x	x	x	x	x	IEEE 802.3ah 10PASS-TS
x	0	0	0	0	0	0	0	No parameters in this octet

**Table 11.0.4 – Standard information field – SPar(1) coding – Octet 5**

Bits								SPar(1)s – Octet 5
8	7	6	5	4	3	2	1	
x	x	x	x	x	x	x	1	G.992.5 – Annex M
x	x	x	x	x	x	1	x	G.993.1/ANSI T1.424
x	x	x	x	x	1	x	x	G.993.1 – Annex I/T1E1 TRQ 12
x	x	x	x	1	x	x	x	Variable silence period (Note)
x	x	x	1	x	x	x	x	G.992.5 Annex C
x	x	1	x	x	x	x	x	G.993.2
x	1	x	x	x	x	x	x	Reserved for allocation by ITU T
x	0	0	0	0	0	0	0	No parameters in this octet

NOTE – Setting the bit to binary ONE in an MS message requests a silence period of 10-640 seconds long, as specified by the variable silence period length field. The station that has invoked the silence period by transmitting MS may terminate the silence period prior to the requested length, by restarting the handshake session (sending activation tones).

**9.4.1 G.992.1 Annex A Par(2)/Par(3) parameters**

**Table 11.1 – Standard information field – G.992.1 Annex A NPar(2) coding**

Bits								G.992.1 Annex A NPar(2)s
8	7	6	5	4	3	2	1	
x	x	x	x	x	x	x	1	R-ACK1
x	x	x	x	x	x	1	x	R-ACK2
x	x	x	x	x	1	x	x	Reserved for allocation by ITU T
x	x	x	x	1	x	x	x	STM
x	x	x	1	x	x	x	x	ATM
x	x	1	x	x	x	x	x	G.997.1 – Clear EOC OAM
x	x	0	0	0	0	0	0	No parameters in this octet

**Table 11.2 – Standard information field – G.992.1 Annex A SPar(2) coding**

Bits								G.992.1 Annex A SPar(2)s
8	7	6	5	4	3	2	1	
x	x	x	x	x	x	x	1	Sub-channel information
x	x	x	x	x	x	1	x	Spectrum frequency upstream
x	x	x	x	x	1	x	x	Spectrum frequency downstream
x	x	x	x	1	x	x	x	Reserved for allocation by ITU T
x	x	x	1	x	x	x	x	Reserved for allocation by ITU T
x	x	1	x	x	x	x	x	Reserved for allocation by ITU T
x	x	0	0	0	0	0	0	No parameters in this octet

**Table 11.2.1 – Standard information field – G.992.1 Annex A  
sub-channel information NPar(3) coding – Octet 1**

		Bits						
8	7	6	5	4	3	2	1	G.992.1 Annex A sub-channel information NPar(3)s – Octet 1
x	x	x	x	x	x	x	1	AS0 downstream
x	x	x	x	x	x	1	x	AS1 downstream
x	x	x	x	x	1	x	x	AS2 downstream
x	x	x	x	1	x	x	x	AS3 downstream
x	x	x	1	x	x	x	x	LS0 downstream
x	x	1	x	x	x	x	x	Reserved for allocation by ITU-T
x	x	0	0	0	0	0	0	No parameters in this octet

**Table 11.2.1.1 – Standard information field – G.992.1 Annex A  
sub-channel information NPar(3) coding – Octet 2**

		Bits						
8	7	6	5	4	3	2	1	G.992.1 Annex A sub-channel information NPar(3)s – Octet 2
x	x	x	x	x	x	x	1	LS1 downstream
x	x	x	x	x	x	1	x	LS2 downstream
x	x	x	x	x	1	x	x	LS0 upstream
x	x	x	x	1	x	x	x	LS1 upstream
x	x	x	1	x	x	x	x	LS2 upstream
x	x	1	x	x	x	x	x	Reserved for allocation by ITU-T
x	x	0	0	0	0	0	0	No parameters in this octet

**Table 11.2.2 – Standard information field – G.992.1 Annex A  
spectrum frequency upstream NPar(3) coding – Octet 1**

		Bits						
8	7	6	5	4	3	2	1	G.992.1 Annex A spectrum frequency upstream NPar(3)s – Octet 1
x	x	0	0	0	0	x	x	Spectrum minimum frequency upstream (bits 7 and 8)

**Table 11.2.2.1 – Standard information field – G.992.1 Annex A  
spectrum frequency upstream NPar(3) coding – Octet 2**

		Bits						
8	7	6	5	4	3	2	1	G.992.1 Annex A spectrum frequency upstream NPar(3)s – Octet 2
x	x	x	x	x	x	x	x	Spectrum minimum frequency upstream (bits 1 to 6)

**Table 11.2.2.2 – Standard information field – G.992.1 Annex A  
spectrum frequency upstream NPar(3) coding – Octet 3**

		Bits						
8	7	6	5	4	3	2	1	G.992.1 Annex A spectrum frequency upstream NPar(3)s – Octet 3
x	x	0	0	0	0	x	x	Spectrum maximum frequency upstream (bits 7 and 8)



**Table 11.2.2.3 – Standard information field – G.992.1 Annex A spectrum frequency upstream NPar(3) coding – Octet 4**

		Bits						
8	7	6	5	4	3	2	1	
x	x	x	x	x	x	x	x	G.992.1 Annex A spectrum frequency upstream NPar(3)s – Octet 4
								Spectrum maximum frequency upstream (bits 1 to 6)

**Table 11.2.3 – Standard information field – G.992.1 Annex A spectrum frequency downstream NPar(3) coding – Octet 1**

		Bits						
8	7	6	5	4	3	2	1	
x	x	0	0	0	0	x	x	G.992.1 Annex A spectrum frequency downstream NPar(3)s – Octet 1
								Spectrum minimum frequency downstream (bits 7 and 8)

**Table 11.2.3.1 – Standard information field – G.992.1 Annex A spectrum frequency downstream NPar(3) coding – Octet 2**

		Bits						
8	7	6	5	4	3	2	1	
x	x	x	x	x	x	x	x	G.992.1 Annex A spectrum frequency downstream NPar(3)s – Octet 2
								Spectrum minimum frequency downstream (bits 1 to 6)

**Table 11.2.3.2 – Standard information field – G.992.1 Annex A spectrum frequency downstream NPar(3) coding – Octet 3**

		Bits						
8	7	6	5	4	3	2	1	
x	x	0	0	0	0	x	x	G.992.1 Annex A spectrum frequency downstream NPar(3)s – Octet 3
								Spectrum maximum frequency downstream (bits 7 and 8)

**Table 11.2.3.3 – Standard information field – G.992.1 Annex A spectrum frequency downstream NPar(3) coding – Octet 4**

		Bits						
8	7	6	5	4	3	2	1	
x	x	x	x	x	x	x	x	G.992.1 Annex A spectrum frequency downstream NPar(3)s – Octet 4
								Spectrum maximum frequency downstream (bits 1 to 6)

#### 9.4.2 G.992.1 Annex B Par(2)/Par(3) parameters

**Table 11.3 – Standard information field – G.992.1 Annex B NPar(2) coding**

		Bits						
8	7	6	5	4	3	2	1	
x	x	x	x	x	x	x	1	G.992.1 Annex B NPar(2)s
								R-ACK1
x	x	x	x	x	1	x	x	R-ACK2
								Upstream tones 1 to 32
x	x	x	x	1	x	x	x	STM
								ATM
x	x	1	x	x	x	x	x	G.997.1 – Clear EOC OAM
								No parameters in this octet
x	x	0	0	0	0	0	0	

**Table 11.4 – Standard information field – G.992.1 Annex B SPar(2) coding**

		Bits						
8	7	6	5	4	3	2	1	G.992.1 Annex B SPar(2)s
x	x	x	x	x	x	x	1	Sub-channel information
x	x	x	x	x	x	1	x	Spectrum frequency upstream
x	x	x	x	x	1	x	x	Spectrum frequency downstream
x	x	x	x	1	x	x	x	Reserved for allocation by ITU-T
x	x	x	1	x	x	x	x	Reserved for allocation by ITU-T
x	x	1	x	x	x	x	x	Reserved for allocation by ITU-T
x	x	0	0	0	0	0	0	No parameters in this octet

**Table 11.4.1 – Standard information field – G.992.1 Annex B sub-channel information NPar(3) coding – Octet 1**

		Bits						
8	7	6	5	4	3	2	1	G.992.1 Annex B sub-channel information NPar(3)s – Octet 1
x	x	x	x	x	x	x	1	AS0 downstream
x	x	x	x	x	x	1	x	AS1 downstream
x	x	x	x	x	1	x	x	AS2 downstream
x	x	x	x	1	x	x	x	AS3 downstream
x	x	x	1	x	x	x	x	LS0 downstream
x	x	1	x	x	x	x	x	Reserved for allocation by ITU-T
x	x	0	0	0	0	0	0	No parameters in this octet

**Table 11.4.1.1 – Standard information field – G.992.1 Annex B sub-channel information NPar(3) coding – Octet 2**

		Bits						
8	7	6	5	4	3	2	1	G.992.1 Annex B sub-channel information NPar(3)s – Octet 2
x	x	x	x	x	x	x	1	LS1 downstream
x	x	x	x	x	x	1	x	LS2 downstream
x	x	x	x	x	1	x	x	LS0 upstream
x	x	x	x	1	x	x	x	LS1 upstream
x	x	x	1	x	x	x	x	LS2 upstream
x	x	1	x	x	x	x	x	Reserved for allocation by ITU-T
x	x	0	0	0	0	0	0	No parameters in this octet

**Table 11.4.2 – Standard information field – G.992.1 Annex B spectrum frequency upstream NPar(3) coding – Octet 1**

		Bits						
8	7	6	5	4	3	2	1	G.992.1 Annex B spectrum frequency upstream NPar(3)s – Octet 1
x	x	0	0	0	0	x	x	Spectrum minimum frequency upstream (bits 7 and 8)

**Table 11.4.2.1 – Standard information field – G.992.1 Annex B spectrum frequency upstream NPar(3) coding – Octet 2**

		Bits						
8	7	6	5	4	3	2	1	
x	x	x	x	x	x	x	x	G.992.1 Annex B spectrum frequency upstream NPar(3)s – Octet 2
								Spectrum minimum frequency upstream (bits 1 to 6)

**Table 11.4.2.2 – Standard information field – G.992.1 Annex B spectrum frequency upstream NPar(3) coding – Octet 3**

		Bits						
8	7	6	5	4	3	2	1	
x	x	0	0	0	0	x	x	G.992.1 Annex B spectrum frequency upstream NPar(3)s – Octet 3
								Spectrum maximum frequency upstream (bits 7 and 8)

**Table 11.4.2.3 – Standard information field – G.992.1 Annex B spectrum frequency upstream NPar(3) coding – Octet 4**

		Bits						
8	7	6	5	4	3	2	1	
x	x	x	x	x	x	x	x	G.992.1 Annex B spectrum frequency upstream NPar(3)s – Octet 4
								Spectrum maximum frequency upstream (bits 1 to 6)

**Table 11.4.3 – Standard information field – G.992.1 Annex B spectrum frequency downstream NPar(3) coding – Octet 1**

		Bits						
8	7	6	5	4	3	2	1	
x	x	0	0	0	0	x	x	G.992.1 Annex B spectrum frequency downstream NPar(3)s – Octet 1
								Spectrum minimum frequency downstream (bits 7 and 8)

**Table 11.4.3.1 – Standard information field – G.992.1 Annex B spectrum frequency downstream NPar(3) coding – Octet 2**

		Bits						
8	7	6	5	4	3	2	1	
x	x	x	x	x	x	x	x	G.992.1 Annex B spectrum frequency downstream NPar(3)s – Octet 2
								Spectrum minimum frequency downstream (bits 1 to 6)

**Table 11.4.3.2 – Standard information field – G.992.1 Annex B spectrum frequency downstream NPar(3) coding – Octet 3**

		Bits						
8	7	6	5	4	3	2	1	
x	x	0	0	0	0	x	x	G.992.1 Annex B spectrum frequency downstream Npar(3)s – Octet 3
								Spectrum maximum frequency downstream (bits 7 and 8)

**Table 11.4.3.3 – Standard information field – G.992.1 Annex B spectrum frequency downstream NPar(3) coding – Octet 4**

		Bits						
8	7	6	5	4	3	2	1	
x	x	x	x	x	x	x	x	G.992.1 Annex B spectrum frequency downstream Npar(3)s – Octet 4
								Spectrum maximum frequency downstream (bits 1 to 6)

### 9.4.3 G.992.1 Annex C Par(2)/Par(3) parameters

**Table 11.5 – Standard information field – G.992.1 Annex C NPar(2) coding – Octet 1**

		Bits						
8	7	6	5	4	3	2	1	G.992.1 Annex C NPar(2)s – Octet 1
x	x	x	x	x	x	x	1	R-ACK1
x	x	x	x	x	x	1	x	R-ACK2
x	x	x	x	x	1	x	x	DBM
x	x	x	x	1	x	x	x	STM
x	x	x	1	x	x	x	x	ATM
x	x	1	x	x	x	x	x	G.997.1 – Clear EOC OAM
x	x	0	0	0	0	0	0	No parameters in this octet

**Table 11.5.1 – Standard information field – G.992.1 Annex C NPar(2) coding – Octet 2**

		Bits						
8	7	6	5	4	3	2	1	G.992.1 Annex C NPar(2)s – Octet 2
x	x	x	x	x	x	x	1	Profile 1
x	x	x	x	x	x	1	x	Profile 2
x	x	x	x	x	1	x	x	Profile 3
x	x	x	x	1	x	x	x	Profile 4
x	x	x	1	x	x	x	x	Profile 5
x	x	1	x	x	x	x	x	Profile 6
x	x	0	0	0	0	0	0	No parameters in this octet

**Table 11.6 – Standard information field – G.992.1 Annex C SPar(2) coding**

		Bits						
8	7	6	5	4	3	2	1	G.992.1 Annex C SPar(2)s
x	x	x	x	x	x	x	1	Sub-channel information
x	x	x	x	x	x	1	x	Spectrum frequency upstream
x	x	x	x	x	1	x	x	Spectrum frequency downstream
x	x	x	x	1	x	x	x	C-PILOT
x	x	x	1	x	x	x	x	Reserved for allocation by ITU-T
x	x	1	x	x	x	x	x	Reserved for allocation by ITU-T
x	x	0	0	0	0	0	0	No parameters in this octet

**Table 11.6.1 – Standard information field – G.992.1 Annex C  
sub-channel information NPar(3) coding – Octet 1**

		Bits						
8	7	6	5	4	3	2	1	G.992.1 Annex C sub-channel information NPar(3)s – Octet 1
x	x	x	x	x	x	x	1	AS0 downstream
x	x	x	x	x	x	1	x	AS1 downstream
x	x	x	x	x	1	x	x	AS2 downstream
x	x	x	x	1	x	x	x	AS3 downstream
x	x	x	1	x	x	x	x	LS0 downstream
x	x	1	x	x	x	x	x	Reserved for allocation by ITU-T
x	x	0	0	0	0	0	0	No parameters in this octet

**Table 11.6.1.1 – Standard information field – G.992.1 Annex C  
sub-channel information NPar(3) coding – Octet 2**

		Bits						
8	7	6	5	4	3	2	1	G.992.1 Annex C sub-channel information NPar(3)s – Octet 2
x	x	x	x	x	x	x	1	LS1 downstream
x	x	x	x	x	x	1	x	LS2 downstream
x	x	x	x	x	1	x	x	LS0 upstream
x	x	x	x	1	x	x	x	LS1 upstream
x	x	x	1	x	x	x	x	LS2 upstream
x	x	1	x	x	x	x	x	Reserved for allocation by ITU-T
x	x	0	0	0	0	0	0	No parameters in this octet

**Table 11.6.2 – Standard information field – G.992.1 Annex C  
spectrum frequency upstream NPar(3) coding – Octet 1**

		Bits						
8	7	6	5	4	3	2	1	G.992.1 Annex C spectrum frequency upstream NPar(3)s – Octet 1
x	x	0	0	0	0	x	x	Spectrum minimum frequency upstream (bits 7 and 8)

**Table 11.6.2.1 – Standard information field – G.992.1 Annex C  
spectrum frequency upstream NPar(3) coding – Octet 2**

		Bits						
8	7	6	5	4	3	2	1	G.992.1 Annex C spectrum frequency upstream NPar(3)s – Octet 2
x	x	x	x	x	x	x	x	Spectrum minimum frequency upstream (bits 1 to 6)

**Table 11.6.2.2 – Standard information field – G.992.1 Annex C  
spectrum frequency upstream NPar(3) coding – Octet 3**

		Bits						
8	7	6	5	4	3	2	1	G.992.1 Annex C spectrum frequency upstream NPar(3)s – Octet 3
x	x	0	0	0	0	x	x	Spectrum maximum frequency upstream (bits 7 and 8)

**Table 11.6.2.3 – Standard information field – G.992.1 Annex C spectrum frequency upstream NPar(3) coding – Octet 4**

		Bits						
8	7	6	5	4	3	2	1	
x	x	x	x	x	x	x	x	G.992.1 Annex C spectrum frequency upstream NPar(3)s – Octet 4
								Spectrum maximum frequency upstream (bits 1 to 6)

**Table 11.6.3 – Standard information field – G.992.1 Annex C spectrum frequency downstream NPar(3) coding – Octet 1**

		Bits						
8	7	6	5	4	3	2	1	
x	x	0	0	0	0	x	x	G.992.1 Annex C spectrum frequency downstream NPar(3)s – Octet 1
								Spectrum minimum frequency downstream (bits 7 and 8)

**Table 11.6.3.1 – Standard information field – G.992.1 Annex C spectrum frequency downstream NPar(3) coding – Octet 2**

		Bits						
8	7	6	5	4	3	2	1	
x	x	x	x	x	x	x	x	G.992.1 Annex C spectrum frequency downstream NPar(3)s – Octet 2
								Spectrum minimum frequency downstream (bits 1 to 6)

**Table 11.6.3.2 – Standard information field – G.992.1 Annex C spectrum frequency downstream NPar(3) coding – Octet 3**

		Bits						
8	7	6	5	4	3	2	1	
x	x	0	0	0	0	x	x	G.992.1 Annex C spectrum frequency downstream NPar(3)s – Octet 3
								Spectrum maximum frequency downstream (bits 7 and 8)

**Table 11.6.3.3 – Standard information field – G.992.1 Annex C spectrum frequency downstream NPar(3) coding – Octet 4**

		Bits						
8	7	6	5	4	3	2	1	
x	x	x	x	x	x	x	x	G.992.1 Annex C spectrum frequency downstream NPar(3)s – Octet 4
								Spectrum maximum frequency downstream (bits 1 to 6)

**Table 11.6.4 – Standard information field – G.992.1 Annex C C-PILOT NPar(3) coding – Octet 1**

		Bits						
8	7	6	5	4	3	2	1	
x	x	x	x	x	x	x	1	$n_{C-PILOT1} = 64$
x	x	x	x	x	x	1	x	$n_{C-PILOT1} = 48$
x	x	x	x	x	1	x	x	$n_{C-PILOT1} = 32$
x	x	x	x	1	x	x	x	$n_{C-PILOT1} = 16$
x	x	x	1	x	x	x	x	$A_{48}/B_{48}$
x	x	1	x	x	x	x	x	C-REVERB33-63
x	x	0	0	0	0	0	0	No parameters in this octet

**Table 11.6.4.1 – Standard information field – G.992.1 Annex C  
C-PILOT NPar(3) coding – Octet 2**

Bits					
8	7	6	5 4 3 2 1		
x	x	x	x x x x	1	$A_{24}/B_{24}$
x	x	x	x x x x	1 x	C-REVERB6-31
x	x	x	x x 1 x	x x	Reserved for allocation by ITU-T
x	x	x	x 1 x x	x x	Reserved for allocation by ITU-T
x	x	1	x x x x	x x	Reserved for allocation by ITU-T
x	x	0	0 0 0 0	0 0	No parameters in this octet

**9.4.4 G.992.2 Annexes A/B Par(2)/Par(3) parameters**

**Table 11.7 – Standard information field – G.992.2 Annexes A/B NPar(2) coding**

Bits					
8	7	6	5 4 3 2 1		
x	x	x	x x x x	1	R-ACK1
x	x	x	x x x x	1 x	R-ACK2
x	x	x	x x 1 x	x x	Reserved for allocation by ITU-T
x	x	x	x x 1 x	x x	Fast retrain
x	x	x	1 x x x	x x	RS16
x	x	1	x x x x	x x	G.997.1 – Clear EOC OAM
x	x	0	0 0 0 0	0 0	No parameters in this octet

**Table 11.8 – Standard information field – G.992.2 Annexes A/B SPar(2) coding**

Bits					
8	7	6	5 4 3 2 1		
x	x	x	x x x x	1	Reserved for allocation by ITU-T
x	x	x	x x x x	1 x	Spectrum frequency upstream
x	x	x	x x 1 x	x x	Spectrum frequency downstream
x	x	x	x x 1 x	x x	Reserved for allocation by ITU-T
x	x	x	1 x x x	x x	Reserved for allocation by ITU-T
x	x	1	x x x x	x x	Reserved for allocation by ITU-T
x	x	0	0 0 0 0	0 0	No parameters in this octet

**Table 11.8.2 – Standard information field – G.992.2 Annexes A/B  
spectrum frequency upstream NPar(3) coding – Octet 1**

8		7		Bits						G.992.2 Annexes A/B spectrum frequency upstream NPar(3)s – Octet 1
8	7	6	5	4	3	2	1			
x	x	0	0	0	0	x	x	Spectrum minimum frequency upstream (bits 7 and 8)		

**Table 11.8.2.1 – Standard information field – G.992.2 Annexes A/B  
spectrum frequency upstream NPar(3) coding – Octet 2**

8		7		Bits						G.992.2 Annexes A/B spectrum frequency upstream NPar(3)s – Octet 2
8	7	6	5	4	3	2	1			
x	x	x	x	x	x	x	x	Spectrum minimum frequency upstream (bits 1 to 6)		

**Table 11.8.2.2 – Standard information field – G.992.2 Annexes A/B  
spectrum frequency upstream NPar(3) coding – Octet 3**

8		7		Bits						G.992.2 Annexes A/B spectrum frequency upstream NPar(3)s – Octet 3
8	7	6	5	4	3	2	1			
x	x	0	0	0	0	x	x	Spectrum maximum frequency upstream (bits 7 and 8)		

**Table 11.8.2.3 – Standard information field – G.992.2 Annexes A/B  
spectrum frequency upstream NPar(3) coding – Octet 4**

8		7		Bits						G.992.2 Annexes A/B spectrum frequency upstream NPar(3)s – Octet 4
8	7	6	5	4	3	2	1			
x	x	x	x	x	x	x	x	Spectrum maximum frequency upstream (bits 1 to 6)		

**Table 11.8.3 – Standard information field – G.992.2 Annexes A/B  
spectrum frequency downstream NPar(3) coding – Octet 1**

8		7		Bits						G.992.2 Annexes A/B spectrum frequency downstream NPar(3)s – Octet 1
8	7	6	5	4	3	2	1			
x	x	0	0	0	0	x	x	Spectrum minimum frequency downstream (bits 7 and 8)		

**Table 11.8.3.1 – Standard information field – G.992.2 Annexes A/B  
spectrum frequency downstream NPar(3) coding – Octet 2**

8		7		Bits						G.992.2 Annexes A/B spectrum frequency downstream NPar(3)s – Octet 2
8	7	6	5	4	3	2	1			
x	x	x	x	x	x	x	x	Spectrum minimum frequency downstream (bits 1 to 6)		

**Table 11.8.3.2 – Standard information field – G.992.2 Annexes A/B  
spectrum frequency downstream NPar(3) coding – Octet 3**

8		7		Bits						G.992.2 Annexes A/B spectrum frequency downstream NPar(3)s – Octet 3
8	7	6	5	4	3	2	1			
x	x	0	0	0	0	x	x	Spectrum maximum frequency downstream (bits 7 and 8)		



**Table 11.8.3.3 – Standard information field – G.992.2 Annexes A/B spectrum frequency downstream NPar(3) coding – Octet 4**

		Bits						
8	7	6	5	4	3	2	1	
x	x	x	x	x	x	x	x	G.992.2 Annexes A/B spectrum frequency downstream NPar(3)s – Octet 4
								Spectrum maximum frequency downstream (bits 1 to 6)

**9.4.5 G.992.2 Annex C Par(2)/Par(3) parameters**

**Table 11.9 – Standard information field – G.992.2 Annex C NPar(2) coding – Octet 1**

		Bits						
8	7	6	5	4	3	2	1	
x	x	x	x	x	x	x	1	R-ACK1
x	x	x	x	x	x	1	x	R-ACK2
x	x	x	x	x	1	x	x	DBM
x	x	x	x	1	x	x	x	Fast retrain
x	x	x	1	x	x	x	x	RS16
x	x	1	x	x	x	x	x	G.997.1 – Clear EOC OAM
x	x	0	0	0	0	0	0	No parameters in this octet

**Table 11.9.1 – Standard information field – G.992.2 Annex C NPar(2) coding – Octet 2**

		Bits						
8	7	6	5	4	3	2	1	
x	x	x	x	x	x	x	1	Profile 1
x	x	x	x	x	x	1	x	Profile 2
x	x	x	x	x	1	x	x	Profile 3
x	x	x	x	1	x	x	x	Profile 4
x	x	x	1	x	x	x	x	Profile 5
x	x	1	x	x	x	x	x	Profile 6
x	x	0	0	0	0	0	0	No parameters in this octet

**Table 11.10 – Standard information field – G.992.2 Annex C SPar(2) coding**

		Bits						
8	7	6	5	4	3	2	1	
x	x	x	x	x	x	x	1	Reserved for allocation by ITU-T
x	x	x	x	x	x	1	x	Spectrum frequency upstream
x	x	x	x	x	1	x	x	Spectrum frequency downstream
x	x	x	x	1	x	x	x	C-PILOT
x	x	x	1	x	x	x	x	Reserved for allocation by ITU-T
x	x	1	x	x	x	x	x	Reserved for allocation by ITU-T
x	x	0	0	0	0	0	0	No parameters in this octet

**Table 11.10.2 – Standard information field – G.992.2 Annex C  
spectrum frequency upstream NPar(3) coding – Octet 1**

		Bits						
8	7	6	5	4	3	2	1	
x	x	0	0	0	0	x	x	G.992.2 Annex C spectrum frequency upstream NPar(3)s – Octet 1 Spectrum minimum frequency upstream (bits 7 and 8)

**Table 11.10.2.1 – Standard information field – G.992.2 Annex C  
spectrum frequency upstream NPar(3) coding – Octet 2**

		Bits						
8	7	6	5	4	3	2	1	
x	x	x	x	x	x	x	x	G.992.2 Annex C spectrum frequency upstream NPar(3)s – Octet 2 Spectrum minimum frequency upstream (bits 1 to 6)

**Table 11.10.2.2 – Standard information field – G.992.2 Annex C  
spectrum frequency upstream NPar(3) coding – Octet 3**

		Bits						
8	7	6	5	4	3	2	1	
x	x	0	0	0	0	x	x	G.992.2 Annex C spectrum frequency upstream NPar(3)s – Octet 3 Spectrum maximum frequency upstream (bits 7 and 8)

**Table 11.10.2.3 – Standard information field – G.992.2 Annex C  
spectrum frequency upstream NPar(3) coding – Octet 4**

		Bits						
8	7	6	5	4	3	2	1	
x	x	x	x	x	x	x	x	G.992.2 Annex C spectrum frequency upstream NPar(3)s – Octet 4 Spectrum maximum frequency upstream (bits 1 to 6)

**Table 11.10.3 – Standard information field – G.992.2 Annex C  
spectrum frequency downstream NPar(3) coding – Octet 1**

		Bits						
8	7	6	5	4	3	2	1	
x	x	0	0	0	0	x	x	G.992.2 Annex C spectrum frequency downstream NPar(3)s – Octet 1 Spectrum minimum frequency downstream (bits 7 and 8)

**Table 11.10.3.1 – Standard information field – G.992.2 Annex C  
spectrum frequency downstream NPar(3) coding – Octet 2**

		Bits						
8	7	6	5	4	3	2	1	
x	x	x	x	x	x	x	x	G.992.2 Annex C spectrum frequency downstream NPar(3)s – Octet 2 Spectrum minimum frequency downstream (bits 1 to 6)

**Table 11.10.3.2 – Standard information field – G.992.2 Annex C  
spectrum frequency downstream NPar(3) coding – Octet 3**

		Bits						
8	7	6	5	4	3	2	1	
x	x	0	0	0	0	x	x	G.992.2 Annex C spectrum frequency downstream NPar(3)s – Octet 3 Spectrum maximum frequency downstream (bits 7 and 8)

**Table 11.10.3.3 – Standard information field – G.992.2 Annex C spectrum frequency downstream NPar(3) coding – Octet 4**

		Bits						
8	7	6	5	4	3	2	1	G.992.2 Annex C spectrum frequency downstream NPar(3)s – Octet 4
x	x	x	x	x	x	x	x	Spectrum maximum frequency downstream (bits 1 to 6)

**Table 11.10.4 – Standard information field – G.992.2 Annex C C-PILOT NPar(3) coding – Octet 1**

		Bits						
8	7	6	5	4	3	2	1	G.992.2 Annex C C-PILOT NPar(3)s – Octet 1
x	x	x	x	x	x	x	1	$n_{C-PILOT1} = 64$
x	x	x	x	x	x	1	x	$n_{C-PILOT1} = 48$
x	x	x	x	x	1	x	x	$n_{C-PILOT1} = 32$
x	x	x	x	1	x	x	x	$n_{C-PILOT1} = 16$
x	x	x	1	x	x	x	x	$A_{48}/B_{48}$
x	x	1	x	x	x	x	x	C-REVERB33-63
x	x	0	0	0	0	0	0	No parameters in this octet

**Table 11.10.4.1 – Standard information field – G.992.2 Annex C C-PILOT NPar(3) coding – Octet 2**

		Bits						
8	7	6	5	4	3	2	1	G.992.2 Annex C C-PILOT NPar(3)s – Octet 2
x	x	x	x	x	x	x	1	$A_{24}/B_{24}$
x	x	x	x	x	x	1	x	C-REVERB6-31
x	x	x	x	x	1	x	x	Reserved for allocation by ITU-T
x	x	x	x	1	x	x	x	Reserved for allocation by ITU-T
x	x	x	1	x	x	x	x	Reserved for allocation by ITU-T
x	x	1	x	x	x	x	x	Reserved for allocation by ITU-T
x	x	0	0	0	0	0	0	No parameters in this octet

#### 9.4.6 G.992.1 Annex H Par(2)/Par(3) parameters

**Table 11.11 – Standard information field – G.992.1 Annex H NPar(2) coding**

		Bits						
8	7	6	5	4	3	2	1	G.992.1 Annex H NPar(2)s
x	x	x	x	x	x	x	1	EFT
x	x	x	x	x	x	1	x	Fast path
x	x	x	x	x	1	x	x	1.544 Mbit/s
x	x	x	x	1	x	x	x	STM
x	x	x	1	x	x	x	x	ATM
x	x	1	x	x	x	x	x	G.997.1 – Clear EOC OAM
x	x	0	0	0	0	0	0	No parameters in this octet

**Table 11.12 – Standard information field – G.992.1 Annex H SPar(2) coding**

		Bits						
8	7	6	5	4	3	2	1	G.992.1 Annex H SPar(2)s
x	x	x	x	x	x	x	1	Reserved for allocation by ITU-T
x	x	x	x	x	x	1	x	Spectrum frequency upstream
x	x	x	x	x	1	x	x	Spectrum frequency downstream
x	x	x	x	1	x	x	x	Reserved for allocation by ITU-T
x	x	x	1	x	x	x	x	Reserved for allocation by ITU-T
x	x	1	x	x	x	x	x	Reserved for allocation by ITU-T
x	x	0	0	0	0	0	0	No parameters in this octet

**Table 11.12.2 – Standard information field – G.992.1 Annex H spectrum frequency upstream NPar(3) coding – Octet 1**

		Bits						
8	7	6	5	4	3	2	1	G.992.1 Annex H spectrum frequency upstream NPar(3)s – Octet 1
x	x	0	0	0	0	x	x	Spectrum minimum frequency upstream (bits 7 and 8)

**Table 11.12.2.1 – Standard information field – G.992.1 Annex H spectrum frequency upstream NPar(3) coding – Octet 2**

		Bits						
8	7	6	5	4	3	2	1	G.992.1 Annex H spectrum frequency upstream NPar(3)s – Octet 2
x	x	x	x	x	x	x	x	Spectrum minimum frequency upstream (bits 1 to 6)

**Table 11.12.2.2 – Standard information field – G.992.1 Annex H spectrum frequency upstream NPar(3) coding – Octet 3**

		Bits						
8	7	6	5	4	3	2	1	G.992.1 Annex H spectrum frequency upstream NPar(3)s – Octet 3
x	x	0	0	0	0	x	x	Spectrum maximum frequency upstream (bits 7 and 8)

**Table 11.12.2.3 – Standard information field – G.992.1 Annex H spectrum frequency upstream NPar(3) coding – Octet 4**

		Bits						
8	7	6	5	4	3	2	1	G.992.1 Annex H spectrum frequency upstream NPar(3)s – Octet 4
x	x	x	x	x	x	x	x	Spectrum maximum frequency upstream (bits 1 to 6)

**Table 11.12.3 – Standard information field – G.992.1 Annex H spectrum frequency downstream NPar(3) coding – Octet 1**

		Bits						
8	7	6	5	4	3	2	1	G.992.1 Annex H spectrum frequency downstream NPar(3)s – Octet 1
x	x	0	0	0	0	x	x	Spectrum minimum frequency downstream (bits 7 and 8)

**Table 11.12.3.1 – Standard information field – G.992.1 Annex H spectrum frequency downstream NPar(3) coding – Octet 2**

		Bits						G.992.1 Annex H spectrum frequency downstream NPar(3)s – Octet 2
8	7	6	5	4	3	2	1	
x	x	x	x	x	x	x	x	Spectrum minimum frequency downstream (bits 1 to 6)

**Table 11.12.3.2 – Standard information field – G.992.1 Annex H spectrum frequency downstream NPar(3) coding – Octet 3**

		Bits						G.992.1 Annex H spectrum frequency downstream NPar(3)s – Octet 3
8	7	6	5	4	3	2	1	
x	x	0	0	0	0	x	x	Spectrum maximum frequency downstream (bits 7 and 8)

**Table 11.12.3.3 – Standard information field – G.992.1 Annex H spectrum frequency downstream NPar(3) coding – Octet 4**

		Bits						G.992.1 Annex H spectrum frequency downstream NPar(3)s – Octet 4
8	7	6	5	4	3	2	1	
x	x	x	x	x	x	x	x	Spectrum maximum frequency downstream (bits 1 to 6)

#### 9.4.7 G.992.1 Annex I Par(2)/Par(3) parameters

**Table 11.13 – Standard information field – G.992.1 Annex I NPar(2) coding – Octet 1**

		Bits						G.992.1 Annex I NPar(2)s – Octet 1
8	7	6	5	4	3	2	1	
x	x	x	x	x	x	x	1	R-ACK1
x	x	x	x	x	x	1	x	R-ACK2
x	x	x	x	x	1	x	x	DBM
x	x	x	x	1	x	x	x	STM
x	x	x	1	x	x	x	x	ATM
x	x	1	x	x	x	x	x	G.997.1 – Clear EOC OAM
x	x	0	0	0	0	0	0	No parameters in this octet

**Table 11.13.1 – Standard information field – G.992.1 Annex I NPar(2) coding – Octet 2**

		Bits						G.992.1 Annex I NPar(2)s – Octet 2
8	7	6	5	4	3	2	1	
x	x	x	x	x	x	x	1	Spectral shaping downstream #1 (shaped ssvi)
x	x	x	x	x	x	1	x	Spectral shaping downstream #2 (flat ssvi)
x	x	x	x	x	1	x	x	Spectral shaping downstream #3 (ATU-C selected ssvi)
x	x	x	x	1	x	x	x	Reserved for allocation by ITU-T
x	x	x	1	x	x	x	x	Reserved for allocation by ITU-T
x	x	1	x	x	x	x	x	Reserved for allocation by ITU-T
x	x	0	0	0	0	0	0	No parameters in this octet

**Table 11.14 – Standard information field – G.992.1 Annex I SPar(2) coding**

		Bits						
8	7	6	5	4	3	2	1	G.992.1 Annex I SPar(2)s
x	x	x	x	x	x	x	1	Sub-channel information
x	x	x	x	x	x	1	x	Spectrum frequency upstream
x	x	x	x	x	1	x	x	Spectrum frequency downstream
x	x	x	x	1	x	x	x	C-PILOT
x	x	x	1	x	x	x	x	Spectrum shaping downstream
x	x	1	x	x	x	x	x	Reserved for allocation by ITU-T
x	x	0	0	0	0	0	0	No parameters in this octet

**Table 11.14.1 – Standard information field – G.992.1 Annex I sub-channel information NPar(3) coding – Octet 1**

		Bits						
8	7	6	5	4	3	2	1	G.992.1 Annex I sub-channel information NPar(3)s – Octet 1
x	x	x	x	x	x	x	1	AS0 downstream
x	x	x	x	x	x	1	x	AS1 downstream
x	x	x	x	x	1	x	x	AS2 downstream
x	x	x	x	1	x	x	x	AS3 downstream
x	x	x	1	x	x	x	x	LS0 downstream
x	x	1	x	x	x	x	x	Reserved for allocation by ITU-T
x	x	0	0	0	0	0	0	No parameters in this octet

**Table 11.14.1.1 – Standard information field – G.992.1 Annex I sub-channel information NPar(3) coding – Octet 2**

		Bits						
8	7	6	5	4	3	2	1	G.992.1 Annex I sub-channel information NPar(3)s – Octet 2
x	x	x	x	x	x	x	1	LS1 downstream
x	x	x	x	x	x	1	x	LS2 downstream
x	x	x	x	x	1	x	x	LS0 upstream
x	x	x	x	1	x	x	x	LS1 upstream
x	x	x	1	x	x	x	x	LS2 upstream
x	x	1	x	x	x	x	x	Reserved for allocation by ITU-T
x	x	0	0	0	0	0	0	No parameters in this octet

**Table 11.14.2 – Standard information field – G.992.1 Annex I spectrum frequency upstream NPar(3) coding – Octet 1**

		Bits						
8	7	6	5	4	3	2	1	G.992.1 Annex I spectrum frequency upstream NPar(3)s – Octet 1
x	x	0	0	0	0	x	x	Spectrum minimum frequency upstream (bits 7 and 8)

**Table 11.14.2.1 – Standard information field – G.992.1 Annex I  
spectrum frequency upstream NPar(3) coding – Octet 2**

		Bits						
8	7	6	5	4	3	2	1	
x	x	x	x	x	x	x	x	G.992.1 Annex I spectrum frequency upstream NPar(3)s – Octet 2
								Spectrum minimum frequency upstream (bits 1 to 6)

**Table 11.14.2.2 – Standard information field – G.992.1 Annex I  
spectrum frequency upstream NPar(3) coding – Octet 3**

		Bits						
8	7	6	5	4	3	2	1	
x	x	0	0	0	0	x	x	G.992.1 Annex I spectrum frequency upstream NPar(3)s – Octet 3
								Spectrum maximum frequency upstream (bits 7 and 8)

**Table 11.14.2.3 – Standard information field – G.992.1 Annex I  
spectrum frequency upstream NPar(3) coding – Octet 4**

		Bits						
8	7	6	5	4	3	2	1	
x	x	x	x	x	x	x	x	G.992.1 Annex I spectrum frequency upstream NPar(3)s – Octet 4
								Spectrum maximum frequency upstream (bits 1 to 6)

**Table 11.14.3 – Standard information field – G.992.1 Annex I  
spectrum frequency downstream NPar(3) coding – Octet 1**

		Bits						
8	7	6	5	4	3	2	1	
x	x	0	0	0	0	x	x	G.992.1 Annex I spectrum frequency downstream NPar(3)s – Octet 1
								Spectrum minimum frequency downstream (bits 7 and 8)

**Table 11.14.3.1 – Standard information field – G.992.1 Annex I  
spectrum frequency downstream NPar(3) coding – Octet 2**

		Bits						
8	7	6	5	4	3	2	1	
x	x	x	x	x	x	x	x	G.992.1 Annex I spectrum frequency downstream NPar(3)s – Octet 2
								Spectrum minimum frequency downstream (bits 1 to 6)

**Table 11.14.3.2 – Standard information field – G.992.1 Annex I  
spectrum frequency downstream NPar(3) coding – Octet 3**

		Bits						
8	7	6	5	4	3	2	1	
x	x	0	0	0	0	x	x	G.992.1 Annex I spectrum frequency downstream NPar(3)s – Octet 3
								Spectrum maximum frequency downstream (bits 7 and 8)

**Table 11.14.3.3 – Standard information field – G.992.1 Annex I  
spectrum frequency downstream NPar(3) coding – Octet 4**

		Bits						
8	7	6	5	4	3	2	1	
x	x	x	x	x	x	x	x	G.992.1 Annex I spectrum frequency downstream NPar(3)s – Octet 4
								Spectrum maximum frequency downstream (bits 1 to 6)

**Table 11.14.4 – Standard information field – G.992.1 Annex I  
C-PILOT NPar(3) coding – Octet 1**

Bits				
8	7	6	5 4 3 2 1	
x	x	x	x x x x	$n_{C-PILOT1} = 64$
x	x	x	x x x 1	Reserved for allocation by ITU-T
x	x	x	x x 1 x	Reserved for allocation by ITU-T
x	x	x	x 1 x x	Reserved for allocation by ITU-T
x	x	x	1 x x x	$A_{48}/B_{48}$
x	x	0	0 0 0 0	Reserved for allocation by ITU-T
x	x	0	0 0 0 0	No parameters in this octet

**Table 11.14.4.1 – Standard information field – G.992.1 Annex I  
C-PILOT NPar(3) coding – Octet 2**

Bits				
8	7	6	5 4 3 2 1	
x	x	x	x x x x	Reserved for allocation by ITU-T
x	x	x	x x x 1	Reserved for allocation by ITU-T
x	x	x	x x 1 x	$n_{C-PILOT1} = 128$
x	x	x	x 1 x x	Reserved for allocation by ITU-T
x	x	x	1 x x x	Reserved for allocation by ITU-T
x	x	0	0 0 0 0	Reserved for allocation by ITU-T
x	x	0	0 0 0 0	No parameters in this octet

**Table 11.14.5 – Standard information field – G.992.1 Annex I  
spectrum shaping downstream NPar(3) coding – Octet 1**

Bits				
8	7	6	5 4 3 2 1	
x	x	x	x x x x	G.992.1 Annex I spectrum shaping downstream NPar(3)s – Octet 1
x	x	x	x x x x	"First" subcarrier index i (bits 12 to 7)

**Table 11.14.5.1 – Standard information field – G.992.1 Annex I  
spectrum shaping downstream NPar(3) coding – Octet 2**

Bits				
8	7	6	5 4 3 2 1	
x	x	x	x x x x	G.992.1 Annex I spectrum shaping downstream NPar(3)s – Octet 2
x	x	x	x x x x	"First" subcarrier index i (bits 6 to 1)

**Table 11.14.5.2 – Standard information field – G.992.1 Annex I  
spectrum shaping downstream NPar(3) coding – Octet 3**

Bits				
8	7	6	5 4 3 2 1	
x	x	0	0 0 0 0	G.992.1 Annex I spectrum shaping downstream NPar(3)s – Octet 3
x	x	0	0 0 0 0	"First" $\log_{ssv_i}$ (bit 7)



**Table 11.14.5.3 – Standard information field – G.992.1 Annex I  
spectrum shaping downstream NPar(3) coding – Octet 4**

8		7		Bits						G.992.1 Annex I spectrum shaping downstream NPar(3)s – Octet 4
x		x		6	5	4	3	2	1	
x		x		x	x	x	x	x	x	"First" log <sub>2</sub> ssv <sub>i</sub> (bits 6 to 1)

**Table 11.14.5.4\*(j-1) – Standard information field – G.992.1 Annex I  
spectrum shaping downstream NPar(3) coding – Octet 4\*(j-1)+1**

8		7		Bits						G.992.1 Annex I spectrum shaping downstream NPar(3)s – Octet 4*(j-1)+1
x		x		6	5	4	3	2	1	
x		x		x	x	x	x	x	x	"Last" subcarrier index i (bits 12 to 7)

NOTE – j is the number of subcarrier indices used to specify the spectral shape.

**Table 11.14.5.4\*(j-1)+1 – Standard information field – G.992.1 Annex I  
spectrum shaping downstream NPar(3) coding – Octet 4\*(j-1)+2**

8		7		Bits						G.992.1 Annex I spectrum shaping downstream NPar(3)s – Octet 4*(j-1)+2
x		x		6	5	4	3	2	1	
x		x		x	x	x	x	x	x	"Last" subcarrier index i (bits 6 to 1)

NOTE – j is the number of subcarrier indices used to specify the spectral shape.

**Table 11.14.5.4\*(j-1)+2 – Standard information field – G.992.1 Annex I  
spectrum shaping downstream NPar(3) coding – Octet 4\*(j-1)+3**

8		7		Bits						G.992.1 Annex I spectrum shaping downstream NPar(3)s – Octet 4*(j-1)+3
x		x		6	5	4	3	2	1	
x		x		0	0	0	0	0	x	"Last" log <sub>2</sub> ssv <sub>i</sub> (bit 7)

NOTE – j is the number of subcarrier indices used to specify the spectral shape.

**Table 11.14.5.4\*(j-1)+3 – Standard information field – G.992.1 Annex I  
spectrum shaping downstream NPar(3) coding – Octet 4\*(j-1)+4**

8		7		Bits						G.992.1 Annex I spectrum shaping downstream NPar(3)s – Octet 4*(j-1)+4
x		x		6	5	4	3	2	1	
x		x		x	x	x	x	x	x	"Last" log <sub>2</sub> ssv <sub>i</sub> (bits 6 to 1)

## 9.4.8 G.991.2 Annexes A/F Par(2)/Par(3) parameters

**Table 11.15 – Standard information field – G.991.2 Annexes A/F – NPar(2) coding – Octet 1**

		Bits						
8	7	6	5	4	3	2	1	G.991.2 Annexes A/F NPar(2)s – Octet 1
x	x	x	x	x	x	x	1	Training mode (Note) (see also Table 11.16)
x	x	x	x	x	1	x		PMMS mode (Note) (see also Table 11.16)
x	x	x	x	1	x	x		Regenerator silent period (Note)
x	x	x	x	1	x	x	x	4-Wire
x	x	x	1	x	x	x	x	SRU
x	x	1	x	x	x	x	x	Diagnostic mode
x	x	0	0	0	0	0	0	No parameters in this octet

NOTE – Only one of these bits shall be set at any given time.

**Table 11.15.1 – Standard information field – G.991.2 Annexes A/F – NPar(2) coding – Octet 2**

		Bits						
8	7	6	5	4	3	2	1	G.991.2 Annexes A/F NPar(2)s – Octet 2
x	x	x	x	x	x	x	1	Warm-start enable
x	x	x	x	x	1	x		Central office regenerator target margin source
x	x	x	x	1	x	x		Reserved for allocation by ITU-T
x	x	x	x	1	x	x	x	Reserved for allocation by ITU-T
x	x	x	1	x	x	x	x	Reserved for allocation by ITU-T
x	x	1	x	x	x	x	x	Reserved for allocation by ITU-T
x	x	0	0	0	0	0	0	No parameters in this octet

**Table 11.16 – Standard information field – G.991.2 Annexes A/F – SPar(2) coding – Octet 1**

		Bits						
8	7	6	5	4	3	2	1	G.991.2 Annexes A/F SPar(2)s – Octet 1
x	x	x	x	x	x	x	1	Downstream training parameters
x	x	x	x	x	1	x		Upstream training parameters
x	x	x	x	1	x	x		Downstream PMMS parameters
x	x	x	x	1	x	x	x	Upstream PMMS parameters
x	x	x	1	x	x	x	x	TPS-TC parameters
x	x	1	x	x	x	x	x	Downstream framing parameters
x	x	0	0	0	0	0	0	No parameters in this octet

**Table 11.16.0.1 – Standard information field – G.991.2 Annexes A/F – SPar(2) coding – Octet 2**

8 7		Bits					G.991.2 Annexes A/F SPar(2)s – Octet 2	
8	7	6	5	4	3	2		1
x	x	x	x	x	x	x	1	Upstream framing parameters
x	x	x	x	x	x	1	x	Dual-mode TPS-TC parameters
x	x	x	x	x	1	x	x	Multiple-pair operation parameters
x	x	x	x	1	x	x	x	Downstream extended training rates – 16-TCPAM symmetric (Annex F)
x	x	x	1	x	x	x	x	Downstream extended training rates – 32-TCPAM symmetric (Annex F)
x	x	1	x	x	x	x	x	Upstream extended training rates – 16-TCPAM symmetric (Annex F)
x	x	0	0	0	0	0	0	No parameters in this octet

**Table 11.16.0.2 – Standard information field – G.991.2 Annexes A/F – SPar(2) coding – Octet 3**

8 7		Bits					G.991.2 Annexes A/F SPar(2)s – Octet 3	
8	7	6	5	4	3	2		1
x	x	x	x	x	x	x	1	Upstream extended training rates – 32-TCPAM symmetric (Annex F)
x	x	x	x	x	x	1	x	Downstream extended PMMS rates (Annex F)
x	x	x	x	x	1	x	x	Upstream extended PMMS rates (Annex F)
x	x	x	x	1	x	x	x	Reserved for allocation by ITU-T
x	x	x	1	x	x	x	x	Reserved for allocation by ITU-T
x	x	1	x	x	x	x	x	Reserved for allocation by ITU-T
x	x	0	0	0	0	0	0	No parameters in this octet

**Table 11.16.1 – Standard information field – G.991.2 Annexes A/F downstream training parameters – NPar(3) coding – Octet 1**

8 7		Bits					G.991.2 Annexes A/F downstream training NPar(3)s – Octet 1	
8	7	6	5	4	3	2		1
x	x	0	x	x	x	x	x	PBO-1: Downstream PBO (dB) (bits 5-1 × 1.0 dB)
x	x	1	x	x	x	x	x	Reserved for allocation by ITU-T

**Table 11.16.1.1 – Standard information field – G.991.2 Annexes A/F downstream training parameters – NPar(3) coding – Octet 2**

8 7		Bits					G.991.2 Annexes A/F downstream training NPar(3)s – Octet 2	
8	7	6	5	4	3	2		1
x	x	x	x	x	x	x	1	Downstream base data rate unspecified by terminal
x	x	x	x	x	x	1	x	Reserved for allocation by ITU-T
x	x	x	x	x	1	x	x	Reserved for allocation by ITU-T
x	x	x	x	1	x	x	x	Reserved for allocation by ITU-T
x	x	x	1	x	x	x	x	Downstream base data rate = 192 kbit/s, symmetric PSD
x	x	1	x	x	x	x	x	Downstream base data rate = 256 kbit/s, symmetric PSD
x	x	0	0	0	0	0	0	No parameters in this octet

**Table 11.16.1.2 – Standard information field – G.991.2 Annexes A/F  
downstream training parameters – NPar(3) coding – Octet 3**

		Bits						
8	7	6	5	4	3	2	1	
x	x	x	x	x	x	x	1	Downstream base data rate = 320 kbit/s, symmetric PSD
x	x	x	x	x	x	1	x	Downstream base data rate = 384 kbit/s, symmetric PSD
x	x	x	x	x	1	x	x	Downstream base data rate = 448 kbit/s, symmetric PSD
x	x	x	x	1	x	x	x	Downstream base data rate = 512 kbit/s, symmetric PSD
x	x	x	1	x	x	x	x	Downstream base data rate = 576 kbit/s, symmetric PSD
x	x	1	x	x	x	x	x	Downstream base data rate = 640 kbit/s, symmetric PSD
x	x	0	0	0	0	0	0	No parameters in this octet

**Table 11.16.1.3 – Standard information field – G.991.2 Annexes A/F  
downstream training parameters – NPar(3) coding – Octet 4**

		Bits						
8	7	6	5	4	3	2	1	
x	x	x	x	x	x	x	1	Downstream base data rate = 704 kbit/s, symmetric PSD
x	x	x	x	x	x	1	x	Downstream base data rate = 768 kbit/s, symmetric PSD
x	x	x	x	x	1	x	x	Downstream base data rate = 832 kbit/s, symmetric PSD
x	x	x	x	1	x	x	x	Downstream base data rate = 896 kbit/s, symmetric PSD
x	x	x	1	x	x	x	x	Downstream base data rate = 960 kbit/s, symmetric PSD
x	x	1	x	x	x	x	x	Downstream base data rate = 1.024 Mbit/s, symmetric PSD
x	x	0	0	0	0	0	0	No parameters in this octet

**Table 11.16.1.4 – Standard information field – G.991.2 Annexes A/F  
downstream training parameters – NPar(3) coding – Octet 5**

		Bits						
8	7	6	5	4	3	2	1	
x	x	x	x	x	x	x	1	Downstream base data rate = 1.088 Mbit/s, symmetric PSD
x	x	x	x	x	x	1	x	Downstream base data rate = 1.152 Mbit/s, symmetric PSD
x	x	x	x	x	1	x	x	Downstream base data rate = 1.216 Mbit/s, symmetric PSD
x	x	x	x	1	x	x	x	Downstream base data rate = 1.280 Mbit/s, symmetric PSD
x	x	x	1	x	x	x	x	Downstream base data rate = 1.344 Mbit/s, symmetric PSD
x	x	1	x	x	x	x	x	Downstream base data rate = 1.408 Mbit/s, symmetric PSD
x	x	0	0	0	0	0	0	No parameters in this octet

**Table 11.16.1.5 – Standard information field – G.991.2 Annexes A/F  
downstream training parameters – NPar(3) coding – Octet 6**

		Bits						
8	7	6	5	4	3	2	1	
x	x	x	x	x	x	x	1	Downstream base data rate = 1.472 Mbit/s, symmetric PSD
x	x	x	x	x	x	1	x	Downstream base data rate = 1.536 Mbit/s, symmetric PSD
x	x	x	x	x	1	x	x	Downstream base data rate = 1.600 Mbit/s, symmetric PSD
x	x	x	x	1	x	x	x	Downstream base data rate = 1.664 Mbit/s, symmetric PSD
x	x	x	1	x	x	x	x	Downstream base data rate = 1.728 Mbit/s, symmetric PSD
x	x	1	x	x	x	x	x	Downstream base data rate = 1.792 Mbit/s, symmetric PSD
x	x	0	0	0	0	0	0	No parameters in this octet

**Table 11.16.1.6 – Standard information field – G.991.2 Annexes A/F  
downstream training parameters – NPar(3) coding – Octet 7**

		Bits						
8	7	6	5	4	3	2	1	
x	x	x	x	x	x	x	1	Downstream base data rate = 1.856 Mbit/s, symmetric PSD
x	x	x	x	x	x	1	x	Downstream base data rate = 1.920 Mbit/s, symmetric PSD
x	x	x	x	x	1	x	x	Downstream base data rate = 1.984 Mbit/s, symmetric PSD
x	x	x	x	1	x	x	x	Downstream base data rate = 2.048 Mbit/s, symmetric PSD
x	x	x	1	x	x	x	x	Downstream base data rate = 2.112 Mbit/s, symmetric PSD
x	x	1	x	x	x	x	x	Downstream base data rate = 2.176 Mbit/s, symmetric PSD
x	x	0	0	0	0	0	0	No parameters in this octet

**Table 11.16.1.7 – Standard information field – G.991.2 Annexes A/F  
downstream training parameters – NPar(3) coding – Octet 8**

		Bits						
8	7	6	5	4	3	2	1	
x	x	x	x	x	x	x	1	Downstream base data rate = 2.240 Mbit/s, symmetric PSD
x	x	x	x	x	x	1	x	Downstream base data rate = 2.304 Mbit/s, symmetric PSD
x	x	x	x	x	1	x	x	Reserved for allocation by ITU-T
x	x	x	x	1	x	x	x	Reserved for allocation by ITU-T
x	x	x	1	x	x	x	x	Downstream base data rate = 768 or 776 kbit/s, asymmetric PSD
x	x	1	x	x	x	x	x	Downstream base data rate = 1.536 or 1.544 Mbit/s, asymmetric PSD
x	x	0	0	0	0	0	0	No parameters in this octet

**Table 11.16.1.8 – Standard information field – G.991.2 Annexes A/F  
downstream training parameters – NPar(3) coding – Octet 9**

		Bits						
8	7	6	5	4	3	2	1	
x	x	x	x	x	x	x	1	Downstream sub-data rate = 0 kbit/s
x	x	x	x	x	x	1	x	Downstream sub-data rate = 8 kbit/s
x	x	x	x	x	1	x	x	Downstream sub-data rate = 16 kbit/s
x	x	x	x	1	x	x	x	Downstream sub-data rate = 24 kbit/s
x	x	x	1	x	x	x	x	Downstream sub-data rate = 32 kbit/s
x	x	1	x	x	x	x	x	Downstream sub-data rate = 40 kbit/s
x	x	0	0	0	0	0	0	No parameters in this octet

**Table 11.16.1.9 – Standard information field – G.991.2 Annexes A/F  
downstream training parameters – NPar(3) coding – Octet 10**

		Bits						
8	7	6	5	4	3	2	1	
x	x	x	x	x	x	x	1	Downstream sub-data rate = 48 kbit/s
x	x	x	x	x	x	1	x	Downstream sub-data rate = 56 kbit/s
x	x	x	x	x	1	x	x	Downstream sub-data rate unspecified by terminal
x	x	x	x	1	x	x	x	Reserved for allocation by ITU-T
x	x	x	1	x	x	x	x	Reserved for allocation by ITU-T
x	x	1	x	x	x	x	x	Reserved for allocation by ITU-T
x	x	0	0	0	0	0	0	No parameters in this octet

**Table 11.16.1.10 – Standard information field – G.991.2 Annexes A/F  
downstream training parameters – NPar(3) coding – Octet 11**

		Bits						
8	7	6	5	4	3	2	1	
x	x	0	x	x	x	x	x	PBO-2 (4-wire/m-pair): Downstream PBO (dB) (bits 5-1 × 1.0 dB)
x	x	1	x	x	x	x	x	Reserved for allocation by ITU-T

**Table 11.16.2 – Standard information field – G.991.2 Annexes A/F  
upstream training parameters – NPar(3) coding – Octet 1**

		Bits						
8	7	6	5	4	3	2	1	
x	x	0	x	x	x	x	x	PBO-1: Upstream PBO (dB) (bits 5-1 × 1.0 dB)
x	x	1	x	x	x	x	x	Reserved for allocation by ITU-T

**Table 11.16.2.1 – Standard information field – G.991.2 Annexes A/F  
upstream training parameters – NPar(3) coding – Octet 2**

		Bits						
8	7	6	5	4	3	2	1	
x	x	x	x	x	x	x	1	Upstream base data rate unspecified by terminal
x	x	x	x	x	x	1	x	Reserved for allocation by ITU-T
x	x	x	x	x	1	x	x	Reserved for allocation by ITU-T
x	x	x	x	1	x	x	x	Reserved for allocation by ITU-T
x	x	x	1	x	x	x	x	Upstream base data rate = 192 kbit/s, symmetric PSD
x	x	1	x	x	x	x	x	Upstream base data rate = 256 kbit/s, symmetric PSD
x	x	0	0	0	0	0	0	No parameters in this octet

**Table 11.16.2.2 – Standard information field – G.991.2 Annexes A/F  
upstream training parameters – NPar(3) coding – Octet 3**

		Bits						
8	7	6	5	4	3	2	1	
x	x	x	x	x	x	x	1	Upstream base data rate = 320 kbit/s, symmetric PSD
x	x	x	x	x	x	1	x	Upstream base data rate = 384 kbit/s, symmetric PSD
x	x	x	x	x	1	x	x	Upstream base data rate = 448 kbit/s, symmetric PSD
x	x	x	x	1	x	x	x	Upstream base data rate = 512 kbit/s, symmetric PSD
x	x	x	1	x	x	x	x	Upstream base data rate = 576 kbit/s, symmetric PSD
x	x	1	x	x	x	x	x	Upstream base data rate = 640 kbit/s, symmetric PSD
x	x	0	0	0	0	0	0	No parameters in this octet

**Table 11.16.2.3 – Standard information field – G.991.2 Annexes A/F  
upstream training parameters – NPar(3) coding – Octet 4**

		Bits						
8	7	6	5	4	3	2	1	
x	x	x	x	x	x	x	1	Upstream base data rate = 704 kbit/s, symmetric PSD
x	x	x	x	x	x	1	x	Upstream base data rate = 768 kbit/s, symmetric PSD
x	x	x	x	x	1	x	x	Upstream base data rate = 832 kbit/s, symmetric PSD
x	x	x	x	1	x	x	x	Upstream base data rate = 896 kbit/s, symmetric PSD
x	x	x	1	x	x	x	x	Upstream base data rate = 960 kbit/s, symmetric PSD
x	x	1	x	x	x	x	x	Upstream base data rate = 1.024 Mbit/s, symmetric PSD
x	x	0	0	0	0	0	0	No parameters in this octet

**Table 11.16.2.4 – Standard information field – G.991.2 Annexes A/F  
upstream training parameters – NPar(3) coding – Octet 5**

		Bits						
8	7	6	5	4	3	2	1	
x	x	x	x	x	x	x	1	Upstream base data rate = 1.088 Mbit/s, symmetric PSD
x	x	x	x	x	x	1	x	Upstream base data rate = 1.152 Mbit/s, symmetric PSD
x	x	x	x	x	1	x	x	Upstream base data rate = 1.216 Mbit/s, symmetric PSD
x	x	x	x	1	x	x	x	Upstream base data rate = 1.280 Mbit/s, symmetric PSD
x	x	x	1	x	x	x	x	Upstream base data rate = 1.344 Mbit/s, symmetric PSD
x	x	1	x	x	x	x	x	Upstream base data rate = 1.408 Mbit/s, symmetric PSD
x	x	0	0	0	0	0	0	No parameters in this octet

**Table 11.16.2.5 – Standard information field – G.991.2 Annexes A/F  
upstream training parameters – NPar(3) coding – Octet 6**

		Bits						
8	7	6	5	4	3	2	1	
x	x	x	x	x	x	x	1	Upstream base data rate = 1.472 Mbit/s, symmetric PSD
x	x	x	x	x	x	1	x	Upstream base data rate = 1.536 Mbit/s, symmetric PSD
x	x	x	x	x	1	x	x	Upstream base data rate = 1.600 Mbit/s, symmetric PSD
x	x	x	x	1	x	x	x	Upstream base data rate = 1.664 Mbit/s, symmetric PSD
x	x	x	1	x	x	x	x	Upstream base data rate = 1.728 Mbit/s, symmetric PSD
x	x	1	x	x	x	x	x	Upstream base data rate = 1.792 Mbit/s, symmetric PSD
x	x	0	0	0	0	0	0	No parameters in this octet

**Table 11.16.2.6 – Standard information field – G.991.2 Annexes A/F  
upstream training parameters – NPar(3) coding – Octet 7**

		Bits						
8	7	6	5	4	3	2	1	
x	x	x	x	x	x	x	1	Upstream base data rate = 1.856 Mbit/s, symmetric PSD
x	x	x	x	x	x	1	x	Upstream base data rate = 1.920 Mbit/s, symmetric PSD
x	x	x	x	x	1	x	x	Upstream base data rate = 1.984 Mbit/s, symmetric PSD
x	x	x	x	1	x	x	x	Upstream base data rate = 2.048 Mbit/s, symmetric PSD
x	x	x	1	x	x	x	x	Upstream base data rate = 2.112 Mbit/s, symmetric PSD
x	x	1	x	x	x	x	x	Upstream base data rate = 2.176 Mbit/s, symmetric PSD
x	x	0	0	0	0	0	0	No parameters in this octet



**Table 11.16.2.7 – Standard information field – G.991.2 Annexes A/F  
upstream training parameters – NPar(3) coding – Octet 8**

		Bits							
8	7	6	5	4	3	2	1		
								<b>G.991.2 Annexes A/F upstream training NPar(3)s – Octet 8</b>	
x	x	x	x	x	x	x	1	Upstream base data rate = 2.240 Mbit/s, symmetric PSD	
x	x	x	x	x	x	1	x	Upstream base data rate = 2.304 Mbit/s, symmetric PSD	
x	x	x	x	x	1	x	x	Reserved for allocation by ITU-T	
x	x	x	x	1	x	x	x	Reserved for allocation by ITU-T	
x	x	x	1	x	x	x	x	Upstream base data rate = 768 or 776 kbit/s, asymmetric PSD	
x	x	1	x	x	x	x	x	Upstream base data rate = 1.536 or 1.544 Mbit/s, asymmetric PSD	
x	x	0	0	0	0	0	0	No parameters in this octet	

**Table 11.16.2.8 – Standard information field – G.991.2 Annexes A/F  
upstream training parameters – NPar(3) coding – Octet 9**

		Bits							
8	7	6	5	4	3	2	1		
								<b>G.991.2 Annexes A/F upstream training NPar(3)s – Octet 9</b>	
x	x	x	x	x	x	x	1	Upstream sub-data rate = 0 kbit/s	
x	x	x	x	x	x	1	x	Upstream sub-data rate = 8 kbit/s	
x	x	x	x	x	1	x	x	Upstream sub-data rate = 16 kbit/s	
x	x	x	x	1	x	x	x	Upstream sub-data rate = 24 kbit/s	
x	x	x	1	x	x	x	x	Upstream sub-data rate = 32 kbit/s	
x	x	1	x	x	x	x	x	Upstream sub-data rate = 40 kbit/s	
x	x	0	0	0	0	0	0	No parameters in this octet	

**Table 11.16.2.9 – Standard information field – G.991.2 Annexes A/F  
upstream training parameters – NPar(3) coding – Octet 10**

		Bits							
8	7	6	5	4	3	2	1		
								<b>G.991.2 Annexes A/F upstream training NPar(3)s – Octet 10</b>	
x	x	x	x	x	x	x	1	Upstream sub-data rate = 48 kbit/s	
x	x	x	x	x	x	1	x	Upstream sub-data rate = 56 kbit/s	
x	x	x	x	x	1	x	x	Upstream sub-data rate unspecified by terminal	
x	x	x	x	1	x	x	x	Reserved for allocation by ITU-T	
x	x	x	1	x	x	x	x	Reserved for allocation by ITU-T	
x	x	1	x	x	x	x	x	Reserved for allocation by ITU-T	
x	x	0	0	0	0	0	0	No parameters in this octet	

**Table 11.16.2.10 – Standard information field – G.991.2 Annexes A/F  
upstream training parameters – NPar(3) coding – Octet 11**

		Bits							
8	7	6	5	4	3	2	1		
								<b>G.991.2 Annexes A/F upstream training NPar(3)s – Octet 11</b>	
x	x	0	x	x	x	x	x	PBO-2 (4-wire/m-pair): Upstream PBO (dB) (bits 5-1 × 1.0 dB)	
x	x	1	x	x	x	x	x	Reserved for allocation by ITU-T	

**Table 11.16.3 – Standard information field – G.991.2 Annexes A/F downstream PMMS parameters – NPar(3) coding – Octet 1**

		Bits						
8	7	6	5	4	3	2	1	
x	x	0	x	x	x	x	x	G.991.2 Annexes A/F downstream PMMS NPar(3)s – Octet 1
x	x	1	x	x	x	x	x	PBO-1: Downstream PBO (dB) (bits 5-1 × 1.0 dB)
								Reserved for allocation by ITU-T

**Table 11.16.3.1 – Standard information field – G.991.2 Annexes A/F downstream PMMS parameters – NPar(3) coding – Octet 2**

		Bits						
8	7	6	5	4	3	2	1	
x	x	x	x	x	x	x	1	G.991.2 Annexes A/F downstream PMMS NPar(3)s – Octet 2
x	x	x	x	x	x	1	x	Downstream base data rate unspecified by terminal
x	x	x	x	x	1	x	x	Transmit silence
x	x	x	x	1	x	x	x	Reserved for allocation by ITU-T
x	x	x	x	1	x	x	x	Reserved for allocation by ITU-T
x	x	x	1	x	x	x	x	Downstream base data rate = 192 kbit/s, symmetric PSD
x	x	1	x	x	x	x	x	Downstream base data rate = 256 kbit/s, symmetric PSD
x	x	0	0	0	0	0	0	No parameters in this octet

**Table 11.16.3.2 – Standard information field – G.991.2 Annexes A/F downstream PMMS parameters – NPar(3) coding – Octet 3**

		Bits						
8	7	6	5	4	3	2	1	
x	x	x	x	x	x	x	1	G.991.2 Annexes A/F downstream PMMS NPar(3)s – Octet 3
x	x	x	x	x	x	1	x	Downstream base data rate = 320 kbit/s, symmetric PSD
x	x	x	x	x	1	x	x	Downstream base data rate = 384 kbit/s, symmetric PSD
x	x	x	x	1	x	x	x	Downstream base data rate = 448 kbit/s, symmetric PSD
x	x	x	x	1	x	x	x	Downstream base data rate = 512 kbit/s, symmetric PSD
x	x	x	1	x	x	x	x	Downstream base data rate = 576 kbit/s, symmetric PSD
x	x	1	x	x	x	x	x	Downstream base data rate = 640 kbit/s, symmetric PSD
x	x	0	0	0	0	0	0	No parameters in this octet

**Table 11.16.3.3 – Standard information field – G.991.2 Annexes A/F downstream PMMS parameters – NPar(3) coding – Octet 4**

		Bits						
8	7	6	5	4	3	2	1	
x	x	x	x	x	x	x	1	G.991.2 Annexes A/F downstream PMMS NPar(3)s – Octet 4
x	x	x	x	x	x	1	x	Downstream base data rate = 704 kbit/s, symmetric PSD
x	x	x	x	x	1	x	x	Downstream base data rate = 768 kbit/s, symmetric PSD
x	x	x	x	1	x	x	x	Downstream base data rate = 832 kbit/s, symmetric PSD
x	x	x	x	1	x	x	x	Downstream base data rate = 896 kbit/s, symmetric PSD
x	x	x	1	x	x	x	x	Downstream base data rate = 960 kbit/s, symmetric PSD
x	x	1	x	x	x	x	x	Downstream base data rate = 1.024 Mbit/s, symmetric PSD
x	x	0	0	0	0	0	0	No parameters in this octet

**Table 11.16.3.4 – Standard information field – G.991.2 Annexes A/F  
downstream PMMS parameters – NPar(3) coding – Octet 5**

		Bits						
8	7	6	5	4	3	2	1	
x	x	x	x	x	x	x	1	Downstream base data rate = 1.088 Mbit/s, symmetric PSD
x	x	x	x	x	x	1	x	Downstream base data rate = 1.152 Mbit/s, symmetric PSD
x	x	x	x	x	1	x	x	Downstream base data rate = 1.216 Mbit/s, symmetric PSD
x	x	x	x	1	x	x	x	Downstream base data rate = 1.280 Mbit/s, symmetric PSD
x	x	x	1	x	x	x	x	Downstream base data rate = 1.344 Mbit/s, symmetric PSD
x	x	1	x	x	x	x	x	Downstream base data rate = 1.408 Mbit/s, symmetric PSD
x	x	0	0	0	0	0	0	No parameters in this octet

**Table 11.16.3.5 – Standard information field – G.991.2 Annexes A/F  
downstream PMMS parameters – NPar(3) coding – Octet 6**

		Bits						
8	7	6	5	4	3	2	1	
x	x	x	x	x	x	x	1	Downstream base data rate = 1.472 Mbit/s, symmetric PSD
x	x	x	x	x	x	1	x	Downstream base data rate = 1.536 Mbit/s, symmetric PSD
x	x	x	x	x	1	x	x	Downstream base data rate = 1.600 Mbit/s, symmetric PSD
x	x	x	x	1	x	x	x	Downstream base data rate = 1.664 Mbit/s, symmetric PSD
x	x	x	1	x	x	x	x	Downstream base data rate = 1.728 Mbit/s, symmetric PSD
x	x	1	x	x	x	x	x	Downstream base data rate = 1.792 Mbit/s, symmetric PSD
x	x	0	0	0	0	0	0	No parameters in this octet

**Table 11.16.3.6 – Standard information field – G.991.2 Annexes A/F  
downstream PMMS parameters – NPar(3) coding – Octet 7**

		Bits						
8	7	6	5	4	3	2	1	
x	x	x	x	x	x	x	1	Downstream base data rate = 1.856 Mbit/s, symmetric PSD
x	x	x	x	x	x	1	x	Downstream base data rate = 1.920 Mbit/s, symmetric PSD
x	x	x	x	x	1	x	x	Downstream base data rate = 1.984 Mbit/s, symmetric PSD
x	x	x	x	1	x	x	x	Downstream base data rate = 2.048 Mbit/s, symmetric PSD
x	x	x	1	x	x	x	x	Downstream base data rate = 2.112 Mbit/s, symmetric PSD
x	x	1	x	x	x	x	x	Downstream base data rate = 2.176 Mbit/s, symmetric PSD
x	x	0	0	0	0	0	0	No parameters in this octet

**Table 11.16.3.7 – Standard information field – G.991.2 Annexes A/F downstream PMMS parameters – NPar(3) coding – Octet 8**

		Bits						
8	7	6	5	4	3	2	1	
x	x	x	x	x	x	x	1	Downstream base data rate = 2.240 Mbit/s, symmetric PSD
x	x	x	x	x	x	1	x	Downstream base data rate = 2.304 Mbit/s, symmetric PSD
x	x	x	x	x	1	x	x	Reserved for allocation by ITU-T
x	x	x	x	1	x	x	x	Reserved for allocation by ITU-T
x	x	x	1	x	x	x	x	Downstream base data rate = 768 kbit/s, asymmetric PSD
x	x	1	x	x	x	x	x	Downstream base data rate = 1.544 Mbit/s, asymmetric PSD
x	x	0	0	0	0	0	0	No parameters in this octet

**Table 11.16.3.8 – Standard information field – G.991.2 Annexes A/F downstream PMMS parameters – NPar(3) coding – Octet 9**

		Bits						
8	7	6	5	4	3	2	1	
x	x	0	0	0	0	0	1	Fixed value during PMMS (all other values reserved for allocation by ITU-T)

**Table 11.16.3.9 – Standard information field – G.991.2 Annexes A/F downstream PMMS parameters – NPar(3) coding – Octet 10**

		Bits						
8	7	6	5	4	3	2	1	
x	x	0	0	0	0	0	0	Fixed value during PMMS (all other values reserved for allocation by ITU-T)

**Table 11.16.3.10 – Standard information field – G.991.2 Annexes A/F downstream PMMS parameters – NPar(3) coding – Octet 11**

		Bits						
8	7	6	5	4	3	2	1	
x	x	0	0	0	0	0	0	Downstream PMMS duration unspecified by terminal
x	x	x	x	x	x	x	x	Downstream PMMS duration (bits 6-1 × 50 ms)
x	x	1	1	1	1	1	1	Reserved for allocation by ITU-T

**Table 11.16.3.11 – Standard information field – G.991.2 Annexes A/F downstream PMMS parameters – NPar(3) coding – Octet 12**

		Bits						
8	7	6	5	4	3	2	1	
x	x	0	0	0	x	x	x	Downstream PMMS scrambler polynomial index (i2, i1, i0)

**Table 11.16.3.12 – Standard information field – G.991.2 Annexes A/F  
downstream PMMS parameters – NPar(3) coding – Octet 13**

		Bits						
8	7	6	5	4	3	2	1	
x	x	1	x	x	x	x	x	Worst-case PMMS target margin (dB) (bits 5-1 × 1.0 dB – 10 dB)
x	x	0	0	0	0	0	0	Worst-case PMMS target margin unspecified by terminal (values of bits 6-1 from 1 to 31 reserved for allocation by ITU-T)

**Table 11.16.3.13 – Standard information field – G.991.2 Annexes A/F  
downstream PMMS parameters – NPar(3) coding – Octet 14**

		Bits						
8	7	6	5	4	3	2	1	
x	x	1	x	x	x	x	x	Current-condition PMMS target margin (dB) (bits 5-1 × 1.0 dB – 10 dB)
x	x	0	0	0	0	0	0	Current-condition PMMS target margin unspecified by terminal (values of bits 6-1 from 1 to 31 reserved for allocation by ITU-T)

**Table 11.16.3.14 – Standard information field – G.991.2 Annexes A/F  
downstream PMMS parameters – NPar(3) coding – Octet 15**

		Bits						
8	7	6	5	4	3	2	1	
x	x	0	x	x	x	x	x	PBO-2 (4-wire/m-pair): Downstream PBO (dB) (bits 5-1 × 1.0 dB)
x	x	1	x	x	x	x	x	Reserved for allocation by ITU-T

**Table 11.16.4 – Standard information field – G.991.2 Annexes A/F  
upstream PMMS parameters – NPar(3) coding – Octet 1**

		Bits						
8	7	6	5	4	3	2	1	
x	x	0	x	x	x	x	x	PBO-1: Upstream PBO (dB) (bits 5-1 × 1.0 dB)
x	x	1	x	x	x	x	x	Reserved for allocation by ITU-T

**Table 11.16.4.1 – Standard information field – G.991.2 Annexes A/F  
upstream PMMS parameters – NPar(3) coding – Octet 2**

		Bits						
8	7	6	5	4	3	2	1	
x	x	x	x	x	x	x	1	Upstream base data rate unspecified by terminal
x	x	x	x	x	x	1	x	Transmit silence
x	x	x	x	x	1	x	x	Reserved for allocation by ITU-T
x	x	x	x	1	x	x	x	Reserved for allocation by ITU-T
x	x	x	1	x	x	x	x	Upstream base data rate = 192 kbit/s, symmetric PSD
x	x	1	x	x	x	x	x	Upstream base data rate = 256 kbit/s, symmetric PSD
x	x	0	0	0	0	0	0	No parameters in this octet

**Table 11.16.4.2 – Standard information field – G.991.2 Annexes A/F  
upstream PMMS parameters – NPar(3) coding – Octet 3**

		Bits						
8	7	6	5	4	3	2	1	
x	x	x	x	x	x	x	1	Upstream base data rate = 320 kbit/s, symmetric PSD
x	x	x	x	x	x	1	x	Upstream base data rate = 384 kbit/s, symmetric PSD
x	x	x	x	x	1	x	x	Upstream base data rate = 448 kbit/s, symmetric PSD
x	x	x	x	1	x	x	x	Upstream base data rate = 512 kbit/s, symmetric PSD
x	x	x	1	x	x	x	x	Upstream base data rate = 576 kbit/s, symmetric PSD
x	x	1	x	x	x	x	x	Upstream base data rate = 640 kbit/s, symmetric PSD
x	x	0	0	0	0	0	0	No parameters in this octet

**Table 11.16.4.3 – Standard information field – G.991.2 Annexes A/F  
upstream PMMS parameters – NPar(3) coding – Octet 4**

		Bits						
8	7	6	5	4	3	2	1	
x	x	x	x	x	x	x	1	Upstream base data rate = 704 kbit/s, symmetric PSD
x	x	x	x	x	x	1	x	Upstream base data rate = 768 kbit/s, symmetric PSD
x	x	x	x	x	1	x	x	Upstream base data rate = 832 kbit/s, symmetric PSD
x	x	x	x	1	x	x	x	Upstream base data rate = 896 kbit/s, symmetric PSD
x	x	x	1	x	x	x	x	Upstream base data rate = 960 kbit/s, symmetric PSD
x	x	1	x	x	x	x	x	Upstream base data rate = 1.024 Mbit/s, symmetric PSD
x	x	0	0	0	0	0	0	No parameters in this octet

**Table 11.16.4.4 – Standard information field – G.991.2 Annexes A/F  
upstream PMMS parameters – NPar(3) coding – Octet 5**

		Bits						
8	7	6	5	4	3	2	1	
x	x	x	x	x	x	x	1	Upstream base data rate = 1.088 Mbit/s, symmetric PSD
x	x	x	x	x	x	1	x	Upstream base data rate = 1.152 Mbit/s, symmetric PSD
x	x	x	x	x	1	x	x	Upstream base data rate = 1.216 Mbit/s, symmetric PSD
x	x	x	x	1	x	x	x	Upstream base data rate = 1.280 Mbit/s, symmetric PSD
x	x	x	1	x	x	x	x	Upstream base data rate = 1.344 Mbit/s, symmetric PSD
x	x	1	x	x	x	x	x	Upstream base data rate = 1.408 Mbit/s, symmetric PSD
x	x	0	0	0	0	0	0	No parameters in this octet

**Table 11.16.4.5 – Standard information field – G.991.2 Annexes A/F  
upstream PMMS parameters – NPar(3) coding – Octet 6**

		Bits						
8	7	6	5	4	3	2	1	
x	x	x	x	x	x	x	1	Upstream base data rate = 1.472 Mbit/s, symmetric PSD
x	x	x	x	x	x	1	x	Upstream base data rate = 1.536 Mbit/s, symmetric PSD
x	x	x	x	x	1	x	x	Upstream base data rate = 1.600 Mbit/s, symmetric PSD
x	x	x	x	1	x	x	x	Upstream base data rate = 1.664 Mbit/s, symmetric PSD
x	x	x	1	x	x	x	x	Upstream base data rate = 1.728 Mbit/s, symmetric PSD
x	x	1	x	x	x	x	x	Upstream base data rate = 1.792 Mbit/s, symmetric PSD
x	x	0	0	0	0	0	0	No parameters in this octet

**Table 11.16.4.6 – Standard information field – G.991.2 Annexes A/F  
upstream PMMS parameters – NPar(3) coding – Octet 7**

		Bits						
8	7	6	5	4	3	2	1	
x	x	x	x	x	x	x	1	Upstream base data rate = 1.856 Mbit/s, symmetric PSD
x	x	x	x	x	x	1	x	Upstream base data rate = 1.920 Mbit/s, symmetric PSD
x	x	x	x	x	1	x	x	Upstream base data rate = 1.984 Mbit/s, symmetric PSD
x	x	x	x	1	x	x	x	Upstream base data rate = 2.048 Mbit/s, symmetric PSD
x	x	x	1	x	x	x	x	Upstream base data rate = 2.112 Mbit/s, symmetric PSD
x	x	1	x	x	x	x	x	Upstream base data rate = 2.176 Mbit/s, symmetric PSD
x	x	0	0	0	0	0	0	No parameters in this octet

**Table 11.16.4.7 – Standard information field – G.991.2 Annexes A/F  
upstream PMMS parameters – NPar(3) coding – Octet 8**

		Bits						
8	7	6	5	4	3	2	1	
x	x	x	x	x	x	x	1	Upstream base data rate = 2.240 Mbit/s, symmetric PSD
x	x	x	x	x	x	1	x	Upstream base data rate = 2.304 Mbit/s, symmetric PSD
x	x	x	x	x	1	x	x	Reserved for allocation by ITU-T
x	x	x	x	1	x	x	x	Reserved for allocation by ITU-T
x	x	x	1	x	x	x	x	Upstream base data rate = 768 kbit/s, asymmetric PSD
x	x	1	x	x	x	x	x	Upstream base data rate = 1.544 Mbit/s, asymmetric PSD
x	x	0	0	0	0	0	0	No parameters in this octet

**Table 11.16.4.8 – Standard information field – G.991.2 Annexes A/F  
upstream PMMS parameters – NPar(3) coding – Octet 9**

		Bits						
8	7	6	5	4	3	2	1	
x	x	0	0	0	0	0	1	Fixed value during PMMS (all other values reserved for allocation by ITU-T)

**Table 11.16.4.9 – Standard information field – G.991.2 Annexes A/F upstream PMMS parameters – NPar(3) coding – Octet 10**

		Bits						
8	7	6	5	4	3	2	1	
x	x	0	0	0	0	0	0	Fixed value during PMMS (all other values reserved for allocation by ITU-T)

**Table 11.16.4.10 – Standard information field – G.991.2 Annexes A/F upstream PMMS parameters – NPar(3) coding – Octet 11**

		Bits						
8	7	6	5	4	3	2	1	
x	x	0	0	0	0	0	0	Upstream PMMS duration unspecified by terminal
x	x	x	x	x	x	x	x	Upstream PMMS duration (bits 6-1 × 50 ms)
x	x	1	1	1	1	1	1	Reserved for allocation by ITU-T

**Table 11.16.4.11 – Standard information field – G.991.2 Annexes A/F upstream PMMS parameters – NPar(3) coding – Octet 12**

		Bits						
8	7	6	5	4	3	2	1	
x	x	0	0	0	x	x	x	Upstream PMMS scrambler polynomial index (i2, i1, i0)

**Table 11.16.4.12 – Standard information field – G.991.2 Annexes A/F upstream PMMS parameters – NPar(3) coding – Octet 13**

		Bits						
8	7	6	5	4	3	2	1	
x	x	1	x	x	x	x	x	Worst-case PMMS target margin (dB) (bits 5-1 × 1.0 dB – 10 dB)
x	x	0	0	0	0	0	0	Worst-case PMMS target margin unspecified by terminal (values of bits 6-1 from 1 to 31 reserved for allocation by ITU-T)

**Table 11.16.4.13 – Standard information field – G.991.2 Annexes A/F upstream PMMS parameters – NPar(3) coding – Octet 14**

		Bits						
8	7	6	5	4	3	2	1	
x	x	1	x	x	x	x	x	Current-condition PMMS target margin (dB) (bits 5-1 × 1.0 dB – 10 dB)
x	x	0	0	0	0	0	0	Current-condition PMMS target margin unspecified by terminal (values of bits 6-1 from 1 to 31 reserved for allocation by ITU-T)

**Table 11.16.4.14 – Standard information field – G.991.2 Annexes A/F upstream PMMS parameters – NPar(3) coding – Octet 15**

		Bits						
8	7	6	5	4	3	2	1	
x	x	0	x	x	x	x	x	PBO-2 (4-wire/m-pair): Upstream PBO (dB) (bits 5-1 × 1.0 dB)
x	x	1	x	x	x	x	x	Reserved for allocation by ITU-T



**Table 11.16.5 – Standard information field – G.991.2 Annexes A/F  
TPS-TC parameters – NPar(3) coding – Octet 1**

		Bits						
8	7	6	5	4	3	2	1	G.991.2 Annexes A/F TPS-TC parameter NPar(3)s – Octet 1
x	x	x	x	x	x	x	1	Clock mode 1
x	x	x	x	x	x	1	x	Clock mode 2
x	x	x	x	x	1	x	x	Clock mode 3a
x	x	x	x	1	x	x	x	Clock mode 3b
x	x	x	1	x	x	x	x	Low latency
x	x	1	x	x	x	x	x	Reserved for allocation by ITU-T
x	x	0	0	0	0	0	0	No parameters in this octet

**Table 11.16.5.1 – Standard information field – G.991.2 Annexes A/F  
TPS-TC parameters – NPar(3) coding – Octet 2**

		Bits						
8	7	6	5	4	3	2	1	G.991.2 Annexes A/F TPS-TC parameter NPar(3)s – Octet 2
x	x	x	x	x	x	x	1	Clear channel
x	x	x	x	x	x	1	x	Clear channel byte-oriented
x	x	x	x	x	1	x	x	Unaligned DS1
x	x	x	x	1	x	x	x	Aligned DS1/fractional DS1
x	x	x	1	x	x	x	x	ATM
x	x	1	x	x	x	x	x	Synchronous ISDN-BRA
x	x	0	0	0	0	0	0	No parameters in this octet

**Table 11.16.5.2 – Standard information field – G.991.2 Annexes A/F  
TPS-TC parameters – NPar(3) coding – Octet 3**

		Bits						
8	7	6	5	4	3	2	1	G.991.2 Annexes A/F TPS-TC parameter NPar(3)s – Octet 3
x	x				x	x	x	Number of ISDN BRA (0 to 6)
x	x	x	x	x				Z-bits used for ISDN BRA signalling (0 to 7)

**Table 11.16.5.3 – Standard information field – G.991.2 Annexes A/F  
TPS-TC parameters – NPar(3) coding – Octet 4**

		Bits						
8	7	6	5	4	3	2	1	G.991.2 Annexes A/F TPS-TC parameter NPar(3)s – Octet 4
x	x	x	x	x	x	x	1	PTM (HDLC-based)
x	x	x	x	x	x	1	x	STM with DSC
x	x	x	x	x	1	x	x	LAPV5 enveloped POTS or ISDN
x	x	x	x	1	x	x	x	TU-12
x	x	x	1	x	x	x	x	PTM (64/65-octet-based)
x	x	1	x	x	x	x	x	Reserved for allocation by ITU-T
x	x	0	0	0	0	0	0	No parameters in this octet

**Table 11.16.5.4 – Standard information field – G.991.2 Annexes A/F  
TPS-TC parameters – NPar(3) coding – Octet 5**

		Bits						
8	7	6	5	4	3	2	1	
x	x	x	x	x	x	x	1	Pre-emption (64/65B-based PTM)
x	x	x	x	x	x	1	x	Short packets (64/65-octet-based PTM)
x	x	x	x	x	1	x	x	CRC type (64/65-octet-based PTM)
x	x	x	x	1	x	x	x	Reserved for allocation by ITU-T
x	x	x	1	x	x	x	x	Reserved for allocation by ITU-T
x	x	1	x	x	x	x	x	Reserved for allocation by ITU-T
x	x	0	0	0	0	0	0	No parameters in this octet

**Table 11.16.6 – Standard information field – G.991.2 Annexes A/F  
downstream framing parameters – NPar(3) coding – Octet 1**

		Bits						
8	7	6	5	4	3	2	1	
x	x					x	x	Sync word (bits 14 and 13)
		x	x	x	x			Stuff bits (bits 1 to 4)

**Table 11.16.6.1 – Standard information field – G.991.2 Annexes A/F  
downstream framing parameters – NPar(3) coding – Octet 2**

		Bits						
8	7	6	5	4	3	2	1	
x	x	x	x	x	x	x	x	Sync word (bits 12 to 7)

**Table 11.16.6.2 – Standard information field – G.991.2 Annexes A/F  
downstream framing parameters – NPar(3) coding – Octet 3**

		Bits						
8	7	6	5	4	3	2	1	
x	x	x	x	x	x	x	x	Sync word (bits 6 to 1)

**Table 11.16.7 – Standard information field – G.991.2 Annexes A/F  
upstream framing parameters – NPar(3) coding – Octet 1**

		Bits						
8	7	6	5	4	3	2	1	
x	x					x	x	Sync word (bits 14 and 13)
		x	x	x	x			Stuff bits (bits 1 to 4)

**Table 11.16.7.1 – Standard information field – G.991.2 Annexes A/F  
upstream framing parameters – NPar(3) coding – Octet 2**

		Bits						
8	7	6	5	4	3	2	1	
x	x	x	x	x	x	x	x	Sync word (bits 12 to 7)

**Table 11.16.7.2 – Standard information field – G.991.2 Annexes A/F upstream framing parameters – NPar(3) coding – Octet 3**

		Bits						
8	7	6	5	4	3	2	1	
x	x	x	x	x	x	x	x	G.991.2 Annexes A/F upstream framing parameter NPar(3)s – Octet 3
								Sync word (bits 6 to 1)

**Table 11.16.8 – Standard information field – G.991.2 Annexes A/F dual mode TPS-TC parameters – NPar(3) coding – Octet 1**

		Bits						
8	7	6	5	4	3	2	1	
x	x	x	x	x	x	x	x	G.991.2 Annexes A/F dual mode TPS-TC parameter Npar(3)s – Octet 1
								TPS-TC <sub>a</sub> data rate – $n \times 64$ kbit/s (1 to 36)
		1	1	1	1	1	1	TPS-TC <sub>a</sub> data rate unspecified by terminal

**Table 11.16.8.1 – Standard information field – G.991.2 Annexes A/F dual mode TPS-TC parameters – NPar(3) coding – Octet 2**

		Bits						
8	7	6	5	4	3	2	1	
x	x	0	0	0	x	x	x	G.991.2 Annexes A/F dual mode TPS-TC parameter Npar(3)s – Octet 2
								TPS-TC <sub>a</sub> sub data rate – $i \times 8$ kbit/s (0 to 7)
		1	1	1	1	1	1	TPS-TC <sub>a</sub> sub-data rate unspecified by terminal (values of bits 6-1 from 8 to 62 reserved for allocation by ITU-T)

**Table 11.16.8.2 – Standard information field – G.991.2 Annexes A/F dual mode TPS-TC parameters – NPar(3) coding – Octet 3**

		Bits						
8	7	6	5	4	3	2	1	
x	x	x	x	x	x	x	1	G.991.2 Annexes A/F dual mode TPS-TC parameter Npar(3)s – Octet 3
								Type 1 – TPS-TC <sub>b</sub> : Clear channel
						1	x	Type 1 – TPS-TC <sub>b</sub> : Clear channel byte-oriented
					1	x	x	Type 1 – TPS-TC <sub>b</sub> : Unaligned DS1
				1	x	x	x	Type 1 – TPS-TC <sub>b</sub> : Aligned DS1/fractional DS1
		x	1	x	x	x	x	Type 1 – TPS-TC <sub>b</sub> : ATM
		1	x	x	x	x	x	Type 1 – TPS-TC <sub>b</sub> : PTM (HDLC-based)
		0	0	0	0	0	0	No parameters in this octet

**Table 11.16.8.3 – Standard information field – G.991.2 Annexes A/F dual mode TPS-TC parameters – NPar(3) coding – Octet 4**

		Bits						
8	7	6	5	4	3	2	1	
x	x				x	x	x	G.991.2 Annexes A/F dual mode TPS-TC parameter Npar(3)s – Octet 4
								Number of ISDN BRA (0 to 6)
		x	x	x				Z-bits used for ISDN BRA signalling (0 to 7)

**Table 11.16.8.4 – Standard information field – G.991.2 Annexes A/F  
dual mode TPS-TC parameters – NPar(3) coding – Octet 5**

		Bits						G.991.2 Annexes A/F dual mode TPS-TC parameter Npar(3)s – Octet 5
8	7	6	5	4	3	2	1	
x	x	x	x	x	x	x	1	Type 2 – TPS-TC <sub>a</sub> : Unaligned DS1
x	x	x	x	x	x	1	x	Type 2 – TPS-TC <sub>a</sub> : Aligned DS1/fractional DS1
x	x	x	x	x	1	x	x	Type 2 – TPS-TC <sub>b</sub> : ATM
x	x	x	x	1	x	x	x	Type 2 – TPS-TC <sub>b</sub> : PTM (HDLC-based)
x	x	x	1	x	x	x	x	Type 2 – TPS-TC <sub>b</sub> : PTM (64/65-octet-based)
x	x	1	x	x	x	x	x	Reserved for allocation by ITU-T
x	x	0	0	0	0	0	0	No parameters in this octet

**Table 11.16.8.5 – Standard information field – G.991.2 Annexes A/F  
dual mode TPS-TC parameters – NPar(3) coding – Octet 6**

		Bits						G.991.2 Annexes A/F dual mode TPS-TC parameter Npar(3)s – Octet 6
8	7	6	5	4	3	2	1	
x	x	x	x	x	x	x	1	Type 3 – TPS-TC <sub>a</sub> : Unaligned DS1
x	x	x	x	x	x	1	x	Type 3 – TPS-TC <sub>a</sub> : Aligned DS1/fractional DS1
x	x	x	x	x	1	x	x	Type 3 – TPS-TC <sub>b</sub> : Clear channel
x	x	x	x	1	x	x	x	Type 3 – TPS-TC <sub>b</sub> : Clear channel byte-oriented
x	x	x	1	x	x	x	x	Reserved for allocation by ITU-T
x	x	1	x	x	x	x	x	Reserved for allocation by ITU-T
x	x	0	0	0	0	0	0	No parameters in this octet

**Table 11.16.8.6 – Standard information field – G.991.2 Annexes A/F  
dual mode TPS-TC parameters – NPar(3) coding – Octet 7**

		Bits						G.991.2 Annexes A/F dual mode TPS-TC parameter Npar(3)s – Octet 7
8	7	6	5	4	3	2	1	
x	x	x	x	x	x	x	1	Type 1 – TPS-TC <sub>a</sub> : ISDN BRA
x	x	x	x	x	x	1	x	Type 1 – TPS-TC <sub>a</sub> : STM with DSC
x	x	x	x	x	1	x	x	Type 1 – TPS-TC <sub>a</sub> : LAPV5 enveloped POTS or ISDN
x	x	x	x	1	x	x	x	Type 1 – TPS-TC <sub>a</sub> : TU-12
x	x	x	1	x	x	x	x	Type 1 – TPS-TC <sub>b</sub> : PTM (64/65-octet-based)
x	x	1	x	x	x	x	x	Reserved for allocation by ITU-T
x	x	0	0	0	0	0	0	No parameters in this octet

**Table 11.16.8.7 – Standard information field – G.991.2 Annexes A/F dual mode TPS-TC parameters – NPar(3) coding – Octet 8**

Bits							G.991.2 Annexes A/F dual mode TPS-TC parameter Npar(3)s – Octet 8	
8	7	6	5	4	3	2	1	
x	x					x	x	DRR support: 01 DRR not supported 10 DRR supported, STU-C DRR master 11 DRR supported, STU-R DRR master
x	x	x	x	x	x			Lead time (in SHDSL frames) count = bits 6-2 (supported values = 1 to 15)
x	x	0	0	0	0	0	0	DRR support and lead time unspecified by terminal

**Table 11.16.8.8 – Standard information field – G.991.2 Annex A dual mode TPS-TC parameters – NPar(3) coding – Octet 9**

Bits							G.991.2 Annex A dual mode TPS-TC parameter NPar(3)s – Octet 9	
8	7	6	5	4	3	2	1	
x	x	x	x	x	x	x	1	Pre-emption (64/65-octet-based PTM)
x	x	x	x	x	x	1	x	Short packets (64/65-octet-based PTM)
x	x	x	x	x	1	x	x	CRC type (64/65-octet-based PTM)
x	x	x	x	1	x	x	x	Reserved for allocation by ITU-T
x	x	x	1	x	x	x	x	Reserved for allocation by ITU-T
x	x	1	x	x	x	x	x	Reserved for allocation by ITU-T
x	x	0	0	0	0	0	0	No parameters in this octet

**Table 11.16.9 – Standard information field – G.991.2 Annexes A/F multiple-pair operation parameters – NPar(3) coding – Octet 1**

Bits							G.991.2 Annexes A/F multiple-pair operation parameters NPar(3)s – Octet 1	
8	7	6	5	4	3	2	1	
x	x					x	x	M-pair count (count = bits 2-1 + 1)
x	x	x	x	x	x			Reserved for allocation by ITU-T

**Table 11.16.10 – Standard information field – G.991.2 Annex F downstream extended training rates – 16-TCPAM symmetric – NPar(3) coding – Octet 1**

Bits							G.991.2 Annex F downstream extended training rate – 16-TCPAM symmetric – NPar(3)s – Octet 1	
8	7	6	5	4	3	2	1	
x	x						x	Downstream base data rate – Minimum 1 (bit 7), 16-TCPAM symmetric PSD
x	x					x		Downstream base data rate – Maximum 1 (bit 7), 16-TCPAM symmetric PSD
x	x				x			Downstream base data rate – Step 1 (bit 7), 16-TCPAM symmetric PSD
x	x	x	x	x				Reserved for allocation by ITU-T

**Table 11.16.10.1 – Standard information field – G.991.2 Annex F  
downstream extended training rates – 16-TCPAM symmetric – NPar(3) coding – Octet 2**

8		7		Bits						G.991.2 Annex F downstream extended training rate – 16-TCPAM symmetric NPar(3)s – Octet 2
8	7	6	5	4	3	2	1			
x	x	x	x	x	x	x	x	x	Downstream base data rate – Minimum 1 (bits 6-1), 16-TCPAM symmetric PSD (Note)	

NOTE – The rates are determined by combining (bit 7) and the 6 bits in this octet to create a 7-bit number.

**Table 11.16.10.2 – Standard information field – G.991.2 Annex F  
downstream extended training rates – 16-TCPAM symmetric – NPar(3) coding – Octet 3**

8		7		Bits						G.991.2 Annex F downstream extended training rate – 16-TCPAM symmetric NPar(3)s – Octet 3
8	7	6	5	4	3	2	1			
x	x	x	x	x	x	x	x	x	Downstream base data rate – Maximum 1 (bits 6-1), 16-TCPAM symmetric PSD (Note)	

NOTE – The rates are determined by combining (bit 7) and the 6 bits in this octet to create a 7-bit number.

**Table 11.16.10.3 – Standard information field – G.991.2 Annex F  
downstream extended training rates – 16-TCPAM symmetric – NPar(3) coding – Octet 4**

8		7		Bits						G.991.2 Annex F downstream extended training rate – 16-TCPAM symmetric NPar(3)s – Octet 4
8	7	6	5	4	3	2	1			
x	x	x	x	x	x	x	x	x	Downstream base data rate – Step 1 (bits 6-1), 16-TCPAM symmetric PSD (Note)	

NOTE – The rates are determined by combining (bit 7) and the 6 bits in this octet to create a 7-bit number.

•  
•  
•

**Table 11.16.10.j<sub>1</sub>\*4-4 – Standard information field – G.991.2 Annex F  
downstream extended training rates – 16-TCPAM symmetric – NPar(3) coding – Octet j<sub>1</sub>\*4-3**

8		7		Bits						G.991.2 Annex F downstream extended training rate – 16-TCPAM symmetric NPar(3)s – Octet j <sub>1</sub> *4-3
8	7	6	5	4	3	2	1			
x	x							x	Downstream base data rate extension – Minimum j <sub>1</sub> (bit 7), 16-TCPAM symmetric PSD	
x	x						x		Downstream base data rate extension – Maximum j <sub>1</sub> (bit 7), 16-TCPAM symmetric PSD	
x	x				x				Downstream base data rate extension – Step j <sub>1</sub> (bit 7), 16-TCPAM symmetric PSD	
x	x	x	x	x					Reserved for allocation by ITU-T	

**Table 11.16.10.j<sub>1</sub>\*4-3 – Standard information field – G.991.2 Annex F downstream extended training rates – 16-TCPAM symmetric – NPar(3) coding – Octet j<sub>1</sub>\*4-2**

Bits		G.991.2 Annex F downstream extended training rate – 16-TCPAM symmetric NPar(3)s – Octet j <sub>1</sub> *4-2	
8	7	6	5 4 3 2 1
x	x	x	x x x x x x
Downstream base data rate extension – Minimum j <sub>1</sub> (bits 6-1), 16-TCPAM symmetric PSD (Note)			
NOTE – The rates are determined by combining (bit 7) and the 6 bits in this octet to create a 7-bit number.			

**Table 11.16.10.j<sub>1</sub>\*4-2 – Standard information field – G.991.2 Annex F downstream extended training rates – 16-TCPAM symmetric – NPar(3) coding – Octet j<sub>1</sub>\*4-1**

Bits		G.991.2 Annex F downstream extended training rate – 16-TCPAM symmetric NPar(3)s – Octet j <sub>1</sub> *4-1	
8	7	6	5 4 3 2 1
x	x	x	x x x x x x
Downstream base data rate extension – Maximum j <sub>1</sub> (bits 6-1), 16-TCPAM symmetric PSD (Note)			
NOTE – The rates are determined by combining (bit 7) and the 6 bits in this octet to create a 7-bit number.			

**Table 11.16.10.j<sub>1</sub>\*4-1 – Standard information field – G.991.2 Annex F downstream extended training rates – 16-TCPAM symmetric – NPar(3) coding – Octet j<sub>1</sub>\*4**

Bits		G.991.2 Annex F downstream extended training rate – 16-TCPAM symmetric NPar(3)s – Octet j <sub>1</sub> *4	
8	7	6	5 4 3 2 1
x	x	x	x x x x x x
Downstream base data rate extension – Step j <sub>1</sub> (bits 6-1), 16-TCPAM symmetric PSD (Note)			
NOTE – The rates are determined by combining (bit 7) and the 6 bits in this octet to create a 7-bit number.			

**Table 11.16.11 – Standard information field – G.991.2 Annex F downstream extended training rates – 32-TCPAM symmetric – NPar(3) coding – Octet 1**

Bits		G.991.2 Annex F downstream extended training rate – 32-TCPAM symmetric NPar(3)s – Octet 1	
8	7	6	5 4 3 2 1
x	x		x
x	x		x
x	x		x
x	x	x	x x
Downstream base data rate – Minimum 1 (bit 7), 32-TCPAM symmetric PSD			
Downstream base data rate – Maximum 1 (bit 7), 32-TCPAM symmetric PSD			
Downstream base data rate – Step 1 (bit 7), 32-TCPAM symmetric PSD			
Reserved for allocation by ITU-T			

**Table 11.16.11.1 – Standard information field – G.991.2 Annex F downstream extended training rates – 32-TCPAM symmetric – NPar(3) coding – Octet 2**

Bits		G.991.2 Annex F downstream extended training rate – 32-TCPAM symmetric NPar(3)s – Octet 2	
8	7	6	5 4 3 2 1
x	x	x	x x x x x x
Downstream base data rate – Minimum 1 (bits 6-1), 32-TCPAM symmetric PSD (Note)			
NOTE – The rates are determined by combining (bit 7) and the 6 bits in this octet to create a 7-bit number.			

**Table 11.16.11.2 – Standard information field – G.991.2 Annex F  
downstream extended training rates – 32-TCPAM symmetric – NPar(3) coding – Octet 3**

8		7		Bits						G.991.2 Annex F downstream extended training rate – 32-TCPAM symmetric NPar(3)s – Octet 3
8	7	6	5	4	3	2	1			
x	x	x	x	x	x	x	x	x	Downstream base data rate – Maximum 1 (bits 6-1), 32-TCPAM symmetric PSD (Note)	

NOTE – The rates are determined by combining (bit 7) and the 6 bits in this octet to create a 7-bit number.

**Table 11.16.11.3 – Standard information field – G.991.2 Annex F  
downstream extended training rates – 32-TCPAM symmetric – NPar(3) coding – Octet 4**

8		7		Bits						G.991.2 Annex F downstream extended training rate – 32-TCPAM symmetric NPar(3)s – Octet 4
8	7	6	5	4	3	2	1			
x	x	x	x	x	x	x	x	x	Downstream base data rate – Step 1 (bits 6-1), 32-TCPAM symmetric PSD (Note)	

NOTE – The rates are determined by combining (bit 7) and the 6 bits in this octet to create a 7-bit number.

•  
•  
•

**Table 11.16.11.j<sub>2</sub>\*4-4 – Standard information field – G.991.2 Annex F  
downstream extended training rates – 32-TCPAM symmetric – NPar(3) coding – Octet j<sub>2</sub>\*4-3**

8		7		Bits						G.991.2 Annex F downstream extended training rate – 32-TCPAM symmetric NPar(3)s – Octet j <sub>2</sub> *4-3
8	7	6	5	4	3	2	1			
x	x							x	Downstream base data rate extension – Minimum j <sub>2</sub> (bit 7), 32-TCPAM symmetric PSD	
x	x						x		Downstream base data rate extension – Maximum j <sub>2</sub> (bit 7), 32-TCPAM symmetric PSD	
x	x					x			Downstream base data rate extension – Step j <sub>2</sub> (bit 7), 32-TCPAM symmetric PSD	
x	x	x	x	x					Reserved for allocation by ITU-T	

**Table 11.16.11.j<sub>2</sub>\*4-3 – Standard information field – G.991.2 Annex F  
downstream extended training rates – 32-TCPAM symmetric – NPar(3) coding – Octet j<sub>2</sub>\*4-2**

8		7		Bits						G.991.2 Annex F downstream extended training rate – 32-TCPAM symmetric NPar(3)s – Octet j <sub>2</sub> *4-2
8	7	6	5	4	3	2	1			
x	x	x	x	x	x	x	x	x	Downstream base data rate extension – Minimum j <sub>2</sub> (bits 6-1), 32-TCPAM symmetric PSD (Note)	

NOTE – The rates are determined by combining (bit 7) and the 6 bits in this octet to create a 7-bit number.



**Table 11.16.11.j<sub>2</sub>\*4-2 – Standard information field – G.991.2 Annex F downstream extended training rates – 32-TCPAM symmetric – NPar(3) coding – Octet j<sub>2</sub>\*4-1**

8		7		Bits						G.991.2 Annex F downstream extended training rate – 32-TCPAM symmetric NPar(3)s – Octet j <sub>2</sub> *4-1
8	7	6	5	4	3	2	1			
x	x	x	x	x	x	x	x	x	Downstream base data rate extension – Maximum j <sub>2</sub> (bits 6-1), 32-TCPAM symmetric PSD (Note)	

NOTE – The rates are determined by combining (bit 7) and the 6 bits in this octet to create a 7-bit number.

**Table 11.16.11.j<sub>2</sub>\*4-1 – Standard information field – G.991.2 Annex F downstream extended training rates – 32-TCPAM symmetric – NPar(3) coding – Octet j<sub>2</sub>\*4**

8		7		Bits						G.991.2 Annex F downstream extended training rate – 32-TCPAM symmetric NPar(3)s – Octet j <sub>2</sub> *4
8	7	6	5	4	3	2	1			
x	x	x	x	x	x	x	x	x	Downstream base data rate extension – Step j <sub>2</sub> (bits 6-1), 32-TCPAM symmetric PSD (Note)	

NOTE – The rates are determined by combining (bit 7) and the 6 bits in this octet to create a 7-bit number.

**Table 11.16.12 – Standard information field – G.991.2 Annex F upstream extended training rates – 16-TCPAM symmetric – NPar(3) coding – Octet 1**

8		7		Bits						G.991.2 Annex F upstream extended training rate – 16-TCPAM symmetric NPar(3)s – Octet 1
8	7	6	5	4	3	2	1			
x	x							x	Upstream base data rate – Minimum 1 (bit 7), 16-TCPAM symmetric PSD	
x	x						x		Upstream base data rate – Maximum 1 (bit 7), 16-TCPAM symmetric PSD	
x	x					x			Upstream base data rate – Step 1 (bit 7), 16-TCPAM symmetric PSD	
x	x	x	x	x					Reserved for allocation by ITU-T	

**Table 11.16.12.1 – Standard information field – G.991.2 Annex F upstream extended training rates – 16-TCPAM symmetric – NPar(3) coding – Octet 2**

8		7		Bits						G.991.2 Annex F upstream extended training rate – 16-TCPAM symmetric NPar(3)s – Octet 2
8	7	6	5	4	3	2	1			
x	x	x	x	x	x	x	x	x	Upstream base data rate – Minimum 1 (bits 6-1), 16-TCPAM symmetric PSD (Note)	

NOTE – The rates are determined by combining (bit 7) and the 6 bits in this octet to create a 7-bit number.

**Table 11.16.12.2 – Standard information field – G.991.2 Annex F upstream extended training rates – 16-TCPAM symmetric – NPar(3) coding – Octet 3**

8		7		Bits						G.991.2 Annex F upstream extended training rate – 16-TCPAM symmetric NPar(3)s – Octet 3
8	7	6	5	4	3	2	1			
x	x	x	x	x	x	x	x	x	Upstream base data rate – Maximum 1 (bits 6-1), 16-TCPAM symmetric PSD (Note)	

NOTE – The rates are determined by combining (bit 7) and the 6 bits in this octet to create a 7-bit number.

**Table 11.16.12.3 – Standard information field – G.991.2 Annex F  
upstream extended training rates – 16-TCPAM symmetric – NPar(3) coding – Octet 4**

Bits		G.991.2 Annex F upstream extended training rate – 16-TCPAM symmetric NPar(3)s – Octet 4					
8	7	6	5	4	3	2	1
x	x	x	x	x	x	x	x

Upstream base data rate – Step 1 (bits 6-1), 16-TCPAM symmetric PSD (Note)

NOTE – The rates are determined by combining (bit 7) and the 6 bits in this octet to create a 7-bit number.

•  
•  
•

**Table 11.16.12.j<sub>3</sub>\*4-4 – Standard information field – G.991.2 Annex F  
upstream extended training rates – 16-TCPAM symmetric – NPar(3) coding – Octet j<sub>3</sub>\*4-3**

Bits		G.991.2 Annex F upstream extended training rate – 16-TCPAM symmetric NPar(3)s – Octet j <sub>3</sub> *4-3					
8	7	6	5	4	3	2	1
x	x						x
x	x					x	
x	x				x		
x	x	x	x	x			

Upstream base data rate extension – Minimum j<sub>3</sub> (bit 7), 16-TCPAM symmetric PSD

Upstream base data rate extension – Maximum j<sub>3</sub> (bit 7), 16-TCPAM symmetric PSD

Upstream base data rate extension – Step j<sub>3</sub> (bit 7), 16-TCPAM symmetric PSD

Reserved for allocation by ITU-T

**Table 11.16.12.j<sub>3</sub>\*4-3 – Standard information field – G.991.2 Annex F  
upstream extended training rates – 16-TCPAM symmetric – NPar(3) coding – Octet j<sub>3</sub>\*4-2**

Bits		G.991.2 Annex F upstream extended training rate – 16-TCPAM symmetric NPar(3)s – Octet j <sub>3</sub> *4-2					
8	7	6	5	4	3	2	1
x	x	x	x	x	x	x	x

Upstream base data rate extension – Minimum j<sub>3</sub> (bits 6-1), 16-TCPAM symmetric PSD (Note)

NOTE – The rates are determined by combining (bit 7) and the 6 bits in this octet to create a 7-bit number.

**Table 11.16.12.j<sub>3</sub>\*4-2 – Standard information field – G.991.2 Annex F  
upstream extended training rates – 16-TCPAM symmetric – NPar(3) coding – Octet j<sub>3</sub>\*4-1**

Bits		G.991.2 Annex F upstream extended training rate – 16-TCPAM symmetric NPar(3)s – Octet j <sub>3</sub> *4-1					
8	7	6	5	4	3	2	1
x	x	x	x	x	x	x	x

Upstream base data rate extension – Maximum j<sub>3</sub> (bits 6-1), 16-TCPAM symmetric PSD (Note)

NOTE – The rates are determined by combining (bit 7) and the 6 bits in this octet to create a 7-bit number.

**Table 11.16.12.j<sub>3</sub>\*4-1 – Standard information field – G.991.2 Annex F  
upstream extended training rates – 16-TCPAM symmetric – NPar(3) coding – Octet j<sub>3</sub>\*4**

Bits		G.991.2 Annex F upstream extended training rate – 16-TCPAM symmetric NPar(3)s – Octet j <sub>3</sub> *4					
8	7	6	5	4	3	2	1
x	x	x	x	x	x	x	x

Upstream base data rate extension – Step j<sub>3</sub> (bits 6-1), 16-TCPAM symmetric PSD (Note)

NOTE – The rates are determined by combining (bit 7) and the 6 bits in this octet to create a 7-bit number.

**Table 11.16.13 – Standard information field – G.991.2 Annex F  
upstream extended training rates – 32-TCPAM symmetric – NPar(3) coding – Octet 1**

		Bits						G.991.2 Annex F upstream extended training rate – 32-TCPAM symmetric NPar(3)s – Octet 1
8	7	6	5	4	3	2	1	
x	x						x	Upstream base data rate – Minimum 1 (bit 7), 32-TCPAM symmetric PSD
x	x						x	Upstream base data rate – Maximum 1 (bit 7), 32-TCPAM symmetric PSD
x	x						x	Upstream base data rate – Step 1 (bit 7), 32-TCPAM symmetric PSD
x	x	x	x	x				Reserved for allocation by ITU-T

**Table 11.16.13.1 – Standard information field – G.991.2 Annex F  
upstream extended training rates – 32-TCPAM symmetric – NPar(3) coding – Octet 2**

		Bits						G.991.2 Annex F upstream extended training rate – 32-TCPAM symmetric NPar(3)s – Octet 2
8	7	6	5	4	3	2	1	
x	x	x	x	x	x	x	x	Upstream base data rate – Minimum 1 (bits 6-1), 32-TCPAM symmetric PSD (Note)

NOTE – The rates are determined by combining (bit 7) and the 6 bits in this octet to create a 7-bit number.

**Table 11.16.13.2 – Standard information field – G.991.2 Annex F  
upstream extended training rates – 32-TCPAM symmetric – NPar(3) coding – Octet 3**

		Bits						G.991.2 Annex F upstream extended training rate – 32-TCPAM symmetric NPar(3)s – Octet 3
8	7	6	5	4	3	2	1	
x	x	x	x	x	x	x	x	Upstream base data rate – Maximum 1 (bits 6-1), 32-TCPAM symmetric PSD (Note)

NOTE – The rates are determined by combining (bit 7) and the 6 bits in this octet to create a 7-bit number.

**Table 11.16.13.3 – Standard information field – G.991.2 Annex F  
upstream extended training rates – 32-TCPAM symmetric – NPar(3) coding – Octet 4**

		Bits						G.991.2 Annex F upstream extended training rate – 32-TCPAM symmetric NPar(3)s – Octet 4
8	7	6	5	4	3	2	1	
x	x	x	x	x	x	x	x	Upstream base data rate – Step 1 (bits 6-1), 32-TCPAM symmetric PSD (Note)

NOTE – The rates are determined by combining (bit 7) and the 6 bits in this octet to create a 7-bit number.

.

.

.

**Table 11.16.13.j<sub>4</sub>\*4-4 – Standard information field – G.991.2 Annex F  
upstream extended training rates – 32-TCPAM symmetric – NPar(3) coding – Octet j<sub>4</sub>\*4-3**

		Bits						G.991.2 Annex F upstream extended training rate – 32-TCPAM symmetric NPar(3)s – Octet j <sub>4</sub> *4-3
8	7	6	5	4	3	2	1	
x	x						x	Upstream base data rate extension – Minimum j <sub>4</sub> (bit 7), 32-TCPAM symmetric PSD
x	x						x	Upstream base data rate extension – Maximum j <sub>4</sub> (bit 7), 32-TCPAM symmetric PSD
x	x						x	Upstream base data rate extension – Step j <sub>4</sub> (bit 7), 32-TCPAM symmetric PSD
x	x	x	x	x				Reserved for allocation by ITU-T

**Table 11.16.13.j<sub>4</sub>\*4-3 – Standard information field – G.991.2 Annex F upstream extended training rates – 32-TCPAM symmetric – NPar(3) coding – Octet j<sub>4</sub>\*4-2**

8		7		Bits						G.991.2 Annex F upstream extended training rate – 32-TCPAM symmetric NPar(3)s – Octet j <sub>4</sub> *4-2
8	7	6	5	4	3	2	1			
x	x	x	x	x	x	x	x	x	Upstream base data rate extension – Minimum j <sub>4</sub> (bits 6-1), 32-TCPAM symmetric PSD (Note)	

NOTE – The rates are determined by combining (bit 7) and the 6 bits in this octet to create a 7-bit number.

**Table 11.16.13.j<sub>4</sub>\*4-2 – Standard information field – G.991.2 Annex F upstream extended training rates – 32-TCPAM symmetric – NPar(3) coding – Octet j<sub>4</sub>\*4-1**

8		7		Bits						G.991.2 Annex F upstream extended training rate – 32-TCPAM symmetric NPar(3)s – Octet j <sub>4</sub> *4-1
8	7	6	5	4	3	2	1			
x	x	x	x	x	x	x	x	x	Upstream base data rate extension – Maximum j <sub>4</sub> (bits 6-1), 32-TCPAM symmetric PSD (Note)	

NOTE – The rates are determined by combining (bit 7) and the 6 bits in this octet to create a 7-bit number.

**Table 11.16.13.j<sub>4</sub>\*4-1 – Standard information field – G.991.2 Annex F upstream extended training rates – 32-TCPAM symmetric – NPar(3) coding – Octet j<sub>4</sub>\*4**

8		7		Bits						G.991.2 Annex F upstream extended training rate – 32-TCPAM symmetric NPar(3)s – Octet j <sub>4</sub> *4
8	7	6	5	4	3	2	1			
x	x	x	x	x	x	x	x	x	Upstream base data rate extension – Step j <sub>4</sub> (bits 6-1), 32-TCPAM symmetric PSD (Note)	

NOTE – The rates are determined by combining (bit 7) and the 6 bits in this octet to create a 7-bit number.

**Table 11.16.14 – Standard information field – G.991.2 Annex F downstream extended PMMS rates – NPar(3) coding – Octet 1**

8		7		Bits						G.991.2 Annex F downstream extended PMMS rate NPar(3)s – Octet 1
8	7	6	5	4	3	2	1			
x	x							x	Downstream base data rate – Minimum 1 (bit 7), 32-TCPAM symmetric PSD	
x	x						x		Downstream base data rate – Maximum 1 (bit 7), 32-TCPAM symmetric PSD	
x	x					x			Downstream base data rate – Step 1 (bit 7), 32-TCPAM symmetric PSD	
x	x	x	x	x					Reserved for use by ITU-T	

**Table 11.16.14.1 – Standard information field – G.991.2 Annex F downstream extended PMMS rates – NPar(3) coding – Octet 2**

8		7		Bits						G.991.2 Annex F downstream extended PMMS rate NPar(3)s – Octet 2
8	7	6	5	4	3	2	1			
x	x	x	x	x	x	x	x	x	Downstream base data rate – Minimum 1 (bits 6-1), 32-TCPAM symmetric PSD (Note)	

NOTE – The rates are determined by combining (bit 7) and the 6 bits in this octet to create a 7-bit number.

**Table 11.16.14.2 – Standard information field – G.991.2 Annex F downstream extended PMMS rates – NPar(3) coding – Octet 3**

8		7		Bits						G.991.2 Annex F downstream extended PMMS rate NPar(3)s – Octet 3
8	7	6	5	4	3	2	1			
x	x	x	x	x	x	x	x	x	Downstream base data rate – Maximum 1 (bits 6-1), 32-TCPAM symmetric PSD (Note)	

NOTE – The rates are determined by combining (bit 7) and the 6 bits in this octet to create a 7-bit number.

**Table 11.16.14.3 – Standard information field – G.991.2 Annex F downstream extended PMMS rates – NPar(3) coding – Octet 4**

8		7		Bits						G.991.2 Annex F downstream extended PMMS rate NPar(3)s – Octet 4
8	7	6	5	4	3	2	1			
x	x	x	x	x	x	x	x	x	Downstream base data rate – Step 1 (bits 6-1), 32-TCPAM symmetric PSD (Note)	

NOTE – The rates are determined by combining (bit 7) and the 6 bits in this octet to create a 7-bit number.

•  
•  
•

**Table 11.16.14.j<sub>5</sub>\*4-4 – Standard information field – G.991.2 Annex F downstream extended PMMS rates – NPar(3) coding – Octet j<sub>5</sub>\*4-3**

8		7		Bits						G.991.2 Annex F downstream extended PMMS rate NPar(3)s – Octet j <sub>5</sub> *4-3
8	7	6	5	4	3	2	1			
x	x							x	Downstream base data rate extension – Minimum j <sub>5</sub> (bit 7), 32-TCPAM symmetric PSD	
x	x						x		Downstream base data rate extension – Maximum j <sub>5</sub> (bit 7), 32-TCPAM symmetric PSD	
x	x					x			Downstream base data rate extension – Step j <sub>5</sub> (bit 7), 32-TCPAM symmetric PSD	
x	x	x	x	x					Reserved for allocation by ITU-T	

**Table 11.16.14.j<sub>5</sub>\*4-3 – Standard information field – G.991.2 Annex F downstream extended PMMS rates – NPar(3) coding – Octet j<sub>5</sub>\*4-2**

8		7		Bits						G.991.2 Annex F downstream extended PMMS rate NPar(3)s – Octet j <sub>5</sub> *4-2
8	7	6	5	4	3	2	1			
x	x	x	x	x	x	x	x	x	Downstream base data rate extension – Minimum j <sub>5</sub> (bits 6-1), 32-TCPAM symmetric PSD (Note)	

NOTE – The rates are determined by combining (bit 7) and the 6 bits in this octet to create a 7-bit number.

**Table 11.16.14.j<sub>5</sub>\*4-2 – Standard information field – G.991.2 Annex F downstream extended PMMS rates – NPar(3) coding – Octet j<sub>5</sub>\*4-1**

		Bits						
8	7	6	5	4	3	2	1	
x	x	x	x	x	x	x	x	<b>G.991.2 Annex F downstream extended PMMS rate NPar(3)s – Octet j<sub>5</sub>*4-1</b>
								Downstream base data rate extension – Maximum j <sub>5</sub> (bits 6-1), 32-TCPAM symmetric PSD (Note)

NOTE – The rates are determined by combining (bit 7) and the 6 bits in this octet to create a 7-bit number.

**Table 11.16.14.j<sub>5</sub>\*4-1 – Standard information field – G.991.2 Annex F downstream extended PMMS rates – NPar(3) coding – Octet j<sub>5</sub>\*4**

		Bits						
8	7	6	5	4	3	2	1	
x	x	x	x	x	x	x	x	<b>G.991.2 Annex F downstream extended PMMS rate NPar(3)s – Octet j<sub>5</sub>*4</b>
								Downstream base data rate extension – Step j <sub>5</sub> (bits 6-1), 32-TCPAM symmetric PSD (Note)

NOTE – The rates are determined by combining (bit 7) and the 6 bits in this octet to create a 7-bit number.

**Table 11.16.15 – Standard information field – G.991.2 Annex F upstream extended PMMS rates – NPar(3) coding – Octet 1**

		Bits						
8	7	6	5	4	3	2	1	
x	x						x	<b>G.991.2 Annex F upstream extended PMMS rate NPar(3)s – Octet 1</b>
x	x					x		Upstream base data rate – Minimum 1 (bit 7), 32-TCPAM symmetric PSD
x	x				x			Upstream base data rate – Maximum 1 (bit 7), 32-TCPAM symmetric PSD
x	x	x	x	x				Upstream base data rate – Step 1 (bit 7), 32-TCPAM symmetric PSD
								Reserved for use by ITU-T

**Table 11.16.15.1 – Standard information field – G.991.2 Annex F upstream extended PMMS rates – NPar(3) coding – Octet 2**

		Bits						
8	7	6	5	4	3	2	1	
x	x	x	x	x	x	x	x	<b>G.991.2 Annex F upstream extended PMMS rate NPar(3)s – Octet 2</b>
								Upstream base data rate – Minimum 1 (bits 6-1), 32-TCPAM symmetric PSD (Note)

NOTE – The rates are determined by combining (bit 7) and the 6 bits in this octet to create a 7-bit number.

**Table 11.16.15.2 – Standard information field – G.991.2 Annex F upstream extended PMMS rates – NPar(3) coding – Octet 3**

		Bits						
8	7	6	5	4	3	2	1	
x	x	x	x	x	x	x	x	<b>G.991.2 Annex F upstream extended PMMS rate NPar(3)s – Octet 3</b>
								Upstream base data rate – Maximum 1 (bits 6-1), 32-TCPAM symmetric PSD (Note)

NOTE – The rates are determined by combining (bit 7) and the 6 bits in this octet to create a 7-bit number.

**Table 11.16.15.3 – Standard information field – G.991.2 Annex F  
upstream extended PMMS rates – NPar(3) coding – Octet 4**

Bits							G.991.2 Annex F upstream extended PMMS rate NPar(3)s – Octet 4	
8	7	6	5	4	3	2	1	
x	x	x	x	x	x	x	x	Upstream base data rate – Step 1 (bits 6-1), 32-TCPAM symmetric PSD (Note)

NOTE – The rates are determined by combining (bit 7) and the 6 bits in this octet to create a 7-bit number.

•  
•  
•

**Table 11.16.15.j<sub>6</sub>\*4-4 – Standard information field – G.991.2 Annex F  
upstream extended PMMS rates – NPar(3) coding – Octet j<sub>6</sub>\*4-3**

Bits							G.991.2 Annex F upstream extended PMMS rate NPar(3)s – Octet j <sub>6</sub> *4-3	
8	7	6	5	4	3	2	1	
x	x						x	Upstream base data rate extension – Minimum j <sub>6</sub> (bit 7), 32-TCPAM symmetric PSD
x	x						x	Upstream base data rate extension – Maximum j <sub>6</sub> (bit 7), 32-TCPAM symmetric PSD
x	x						x	Upstream base data rate extension – Step j <sub>6</sub> (bit 7), 32-TCPAM symmetric PSD
x	x	x	x	x				Reserved for allocation by ITU-T

**Table 11.16.15.j<sub>6</sub>\*4-3 – Standard information field – G.991.2 Annex F  
upstream extended PMMS rates – NPar(3) coding – Octet j<sub>6</sub>\*4-2**

Bits							G.991.2 Annex F upstream extended PMMS rate NPar(3)s – Octet j <sub>6</sub> *4-2	
8	7	6	5	4	3	2	1	
x	x	x	x	x	x	x	x	Upstream base data rate extension – Minimum j <sub>6</sub> (bits 6-1), 32-TCPAM symmetric PSD (Note)

NOTE – The rates are determined by combining (bit 7) and the 6 bits in this octet to create a 7-bit number.

**Table 11.16.15.j<sub>6</sub>\*4-2 – Standard information field – G.991.2 Annex F  
upstream extended PMMS rates – NPar(3) coding – Octet j<sub>6</sub>\*4-1**

Bits							G.991.2 Annex F upstream extended PMMS rate NPar(3)s – Octet j <sub>6</sub> *4-1	
8	7	6	5	4	3	2	1	
x	x	x	x	x	x	x	x	Upstream base data rate extension – Maximum j <sub>6</sub> (bits 6-1), 32-TCPAM symmetric PSD (Note)

NOTE – The rates are determined by combining (bit 7) and the 6 bits in this octet to create a 7-bit number.

**Table 11.16.15.j<sub>6</sub>\*4-1 – Standard information field – G.991.2 Annex F  
upstream extended PMMS rates – NPar(3) coding – Octet j<sub>6</sub>\*4**

Bits							G.991.2 Annex F upstream extended PMMS rate NPar(3)s – Octet j <sub>6</sub> *4	
8	7	6	5	4	3	2	1	
x	x	x	x	x	x	x	x	Upstream base data rate extension – Step j <sub>6</sub> (bits 6-1), 32-TCPAM symmetric PSD (Note)

NOTE – The rates are determined by combining (bit 7) and the 6 bits in this octet to create a 7-bit number.

#### 9.4.9 G.991.2 Annexes B/G Par(2)/Par(3) parameters

**Table 11.17 – Standard information field – G.991.2 Annexes B/G – NPar(2) coding – Octet 1**

		Bits						
8	7	6	5	4	3	2	1	G.991.2 Annexes B/G NPar(2)s – Octet 1
x	x	x	x	x	x	x	1	Training mode (Note) (see also Table 11.18)
x	x	x	x	x	x	1	x	PMMS mode (Note) (see also Table 11.18)
x	x	x	x	x	1	x	x	Regenerator silent period (Note)
x	x	x	x	1	x	x	x	4-Wire
x	x	x	1	x	x	x	x	SRU
x	x	1	x	x	x	x	x	Diagnostic mode
x	x	0	0	0	0	0	0	No parameters in this octet

NOTE – Only one of these bits shall be set at any given time.

**Table 11.17.1 – Standard information field – G.991.2 Annexes B/G – NPar(2) coding – Octet 2**

		Bits						
8	7	6	5	4	3	2	1	G.991.2 Annexes B/G NPar(2)s – Octet 2
x	x	x	x	x	x	x	1	Warm-start enable
x	x	x	x	x	x	1	x	Central office regenerator target margin source
x	x	x	x	x	1	x	x	Reserved for allocation by ITU-T
x	x	x	x	1	x	x	x	Reserved for allocation by ITU-T
x	x	x	1	x	x	x	x	Reserved for allocation by ITU-T
x	x	1	x	x	x	x	x	Reserved for allocation by ITU-T
x	x	0	0	0	0	0	0	No parameters in this octet

**Table 11.18 – Standard information field – G.991.2 Annexes B/G – SPar(2) coding – Octet 1**

		Bits						
8	7	6	5	4	3	2	1	G.991.2 Annexes B/G SPar(2)s – Octet 1
x	x	x	x	x	x	x	1	Downstream training parameters
x	x	x	x	x	x	1	x	Upstream training parameters
x	x	x	x	x	1	x	x	Downstream PMMS parameters
x	x	x	x	1	x	x	x	Upstream PMMS parameters
x	x	x	1	x	x	x	x	TPS-TC parameters
x	x	1	x	x	x	x	x	Downstream framing parameters
x	x	0	0	0	0	0	0	No parameters in this octet



**Table 11.18.0.1 – Standard information field – G.991.2 Annexes B/G – SPar(2) coding – Octet 2**

		Bits						
8	7	6	5	4	3	2	1	G.991.2 Annexes B/G SPar(2)s – Octet 2
x	x	x	x	x	x	x	1	Upstream framing parameters
x	x	x	x	x	x	1	x	Dual-mode TPS-TC parameters
x	x	x	x	x	1	x	x	Multiple-pair operation parameters
x	x	x	x	1	x	x	x	Downstream extended training rates – 16-TCPAM symmetric (Annex G)
x	x	x	1	x	x	x	x	Downstream extended training rates – 32-TCPAM symmetric (Annex G)
x	x	1	x	x	x	x	x	Upstream extended training rates – 16-TCPAM symmetric (Annex G)
x	x	0	0	0	0	0	0	No parameters in this octet

**Table 11.18.0.2 – Standard information field – G.991.2 Annexes B/G – SPar(2) coding – Octet 3**

		Bits						
8	7	6	5	4	3	2	1	G.991.2 Annexes B/G SPar(2)s – Octet 3
x	x	x	x	x	x	x	1	Upstream extended training rates – 32-TCPAM symmetric (Annex G)
x	x	x	x	x	x	1	x	Downstream extended PMMS rates (Annex G)
x	x	x	x	x	1	x	x	Upstream extended PMMS rates (Annex G)
x	x	x	x	1	x	x	x	Reserved for allocation by ITU-T
x	x	x	1	x	x	x	x	Reserved for allocation by ITU-T
x	x	1	x	x	x	x	x	Reserved for allocation by ITU-T
x	x	0	0	0	0	0	0	No parameters in this octet

**Table 11.18.1 – Standard information field – G.991.2 Annexes B/G downstream training parameters – NPar(3) coding – Octet 1**

		Bits						
8	7	6	5	4	3	2	1	G.991.2 Annexes B/G downstream training NPar(3)s – Octet 1
x	x	0	x	x	x	x	x	PBO-1: Downstream PBO (dB) (bits 5-1 × 1.0 dB)
x	x	1	x	x	x	x	x	Reserved for allocation by ITU-T

**Table 11.18.1.1 – Standard information field – G.991.2 Annexes B/G downstream training parameters – NPar(3) coding – Octet 2**

		Bits						
8	7	6	5	4	3	2	1	G.991.2 Annexes B/G downstream training NPar(3)s – Octet 2
x	x	x	x	x	x	x	1	Downstream base data rate unspecified by terminal
x	x	x	x	x	x	1	x	Reserved for allocation by ITU-T
x	x	x	x	x	1	x	x	Reserved for allocation by ITU-T
x	x	x	x	1	x	x	x	Reserved for allocation by ITU-T
x	x	x	1	x	x	x	x	Downstream base data rate = 192 kbit/s, symmetric PSD
x	x	1	x	x	x	x	x	Downstream base data rate = 256 kbit/s, symmetric PSD
x	x	0	0	0	0	0	0	No parameters in this octet

**Table 11.18.1.2 – Standard information field – G.991.2 Annexes B/G  
downstream training parameters – NPar(3) coding – Octet 3**

		Bits						
8	7	6	5	4	3	2	1	
x	x	x	x	x	x	x	1	Downstream base data rate = 320 kbit/s, symmetric PSD
x	x	x	x	x	x	1	x	Downstream base data rate = 384 kbit/s, symmetric PSD
x	x	x	x	x	1	x	x	Downstream base data rate = 448 kbit/s, symmetric PSD
x	x	x	x	1	x	x	x	Downstream base data rate = 512 kbit/s, symmetric PSD
x	x	x	1	x	x	x	x	Downstream base data rate = 576 kbit/s, symmetric PSD
x	x	1	x	x	x	x	x	Downstream base data rate = 640 kbit/s, symmetric PSD
x	x	0	0	0	0	0	0	No parameters in this octet

**Table 11.18.1.3 – Standard information field – G.991.2 Annexes B/G  
downstream training parameters – NPar(3) coding – Octet 4**

		Bits						
8	7	6	5	4	3	2	1	
x	x	x	x	x	x	x	1	Downstream base data rate = 704 kbit/s, symmetric PSD
x	x	x	x	x	x	1	x	Downstream base data rate = 768 kbit/s, symmetric PSD
x	x	x	x	x	1	x	x	Downstream base data rate = 832 kbit/s, symmetric PSD
x	x	x	x	1	x	x	x	Downstream base data rate = 896 kbit/s, symmetric PSD
x	x	x	1	x	x	x	x	Downstream base data rate = 960 kbit/s, symmetric PSD
x	x	1	x	x	x	x	x	Downstream base data rate = 1.024 Mbit/s, symmetric PSD
x	x	0	0	0	0	0	0	No parameters in this octet

**Table 11.18.1.4 – Standard information field – G.991.2 Annexes B/G  
downstream training parameters – NPar(3) coding – Octet 5**

		Bits						
8	7	6	5	4	3	2	1	
x	x	x	x	x	x	x	1	Downstream base data rate = 1.088 Mbit/s, symmetric PSD
x	x	x	x	x	x	1	x	Downstream base data rate = 1.152 Mbit/s, symmetric PSD
x	x	x	x	x	1	x	x	Downstream base data rate = 1.216 Mbit/s, symmetric PSD
x	x	x	x	1	x	x	x	Downstream base data rate = 1.280 Mbit/s, symmetric PSD
x	x	x	1	x	x	x	x	Downstream base data rate = 1.344 Mbit/s, symmetric PSD
x	x	1	x	x	x	x	x	Downstream base data rate = 1.408 Mbit/s, symmetric PSD
x	x	0	0	0	0	0	0	No parameters in this octet

**Table 11.18.1.5 – Standard information field – G.991.2 Annexes B/G  
downstream training parameters – NPar(3) coding – Octet 6**

		Bits						
8	7	6	5	4	3	2	1	
x	x	x	x	x	x	x	1	Downstream base data rate = 1.472 Mbit/s, symmetric PSD
x	x	x	x	x	x	1	x	Downstream base data rate = 1.536 Mbit/s, symmetric PSD
x	x	x	x	x	1	x	x	Downstream base data rate = 1.600 Mbit/s, symmetric PSD
x	x	x	x	1	x	x	x	Downstream base data rate = 1.664 Mbit/s, symmetric PSD
x	x	x	1	x	x	x	x	Downstream base data rate = 1.728 Mbit/s, symmetric PSD
x	x	1	x	x	x	x	x	Downstream base data rate = 1.792 Mbit/s, symmetric PSD
x	x	0	0	0	0	0	0	No parameters in this octet

**Table 11.18.1.6 – Standard information field – G.991.2 Annexes B/G  
downstream training parameters – NPar(3) coding – Octet 7**

		Bits						
8	7	6	5	4	3	2	1	
x	x	x	x	x	x	x	1	Downstream base data rate = 1.856 Mbit/s, symmetric PSD
x	x	x	x	x	x	1	x	Downstream base data rate = 1.920 Mbit/s, symmetric PSD
x	x	x	x	x	1	x	x	Downstream base data rate = 1.984 Mbit/s, symmetric PSD
x	x	x	x	1	x	x	x	Downstream base data rate = 2.048 Mbit/s, symmetric PSD
x	x	x	1	x	x	x	x	Downstream base data rate = 2.112 Mbit/s, symmetric PSD
x	x	1	x	x	x	x	x	Downstream base data rate = 2.176 Mbit/s, symmetric PSD
x	x	0	0	0	0	0	0	No parameters in this octet

**Table 11.18.1.7 – Standard information field – G.991.2 Annexes B/G  
downstream training parameters – NPar(3) coding – Octet 8**

		Bits						
8	7	6	5	4	3	2	1	
x	x	x	x	x	x	x	1	Downstream base data rate = 2.240 Mbit/s, symmetric PSD
x	x	x	x	x	x	1	x	Downstream base data rate = 2.304 Mbit/s, symmetric PSD
x	x	x	x	x	1	x	x	Reserved for allocation by ITU-T
x	x	x	x	1	x	x	x	Reserved for allocation by ITU-T
x	x	x	1	x	x	x	x	Downstream base data rate = 2.304 Mbit/s, asymmetric PSD
x	x	1	x	x	x	x	x	Downstream base data rate = 2.048 Mbit/s, asymmetric PSD
x	x	0	0	0	0	0	0	No parameters in this octet

**Table 11.18.1.8 – Standard information field – G.991.2 Annexes B/G  
downstream training parameters – NPar(3) coding – Octet 9**

		Bits						
8	7	6	5	4	3	2	1	
x	x	x	x	x	x	x	1	Downstream sub-data rate = 0 kbit/s
x	x	x	x	x	x	1	x	Downstream sub-data rate = 8 kbit/s
x	x	x	x	x	1	x	x	Downstream sub-data rate = 16 kbit/s
x	x	x	x	1	x	x	x	Downstream sub-data rate = 24 kbit/s
x	x	x	1	x	x	x	x	Downstream sub-data rate = 32 kbit/s
x	x	1	x	x	x	x	x	Downstream sub-data rate = 40 kbit/s
x	x	0	0	0	0	0	0	No parameters in this octet

**Table 11.18.1.9 – Standard information field – G.991.2 Annexes B/G  
downstream training parameters – NPar(3) coding – Octet 10**

		Bits						
8	7	6	5	4	3	2	1	
x	x	x	x	x	x	x	1	Downstream sub-data rate = 48 kbit/s
x	x	x	x	x	x	1	x	Downstream sub-data rate = 56 kbit/s
x	x	x	x	x	1	x	x	Downstream sub-data rate unspecified by terminal
x	x	x	x	1	x	x	x	Reserved for allocation by ITU-T
x	x	x	1	x	x	x	x	Reserved for allocation by ITU-T
x	x	1	x	x	x	x	x	Reserved for allocation by ITU-T
x	x	0	0	0	0	0	0	No parameters in this octet

**Table 11.18.1.10 – Standard information field – G.991.2 Annexes B/G  
downstream training parameters – NPar(3) coding – Octet 11**

		Bits						
8	7	6	5	4	3	2	1	
x	x	0	x	x	x	x	x	PBO-2 (4-wire/m-pair): Downstream PBO (dB) (bits 5-1 × 1.0 dB)
x	x	1	x	x	x	x	x	Reserved for allocation by ITU-T

**Table 11.18.2 – Standard information field – G.991.2 Annexes B/G  
upstream training parameters – NPar(3) coding – Octet 1**

		Bits						
8	7	6	5	4	3	2	1	
x	x	0	x	x	x	x	x	PBO-1: Upstream PBO (dB) (bits 5-1 × 1.0 dB)
x	x	1	x	x	x	x	x	Reserved for allocation by ITU-T

**Table 11.18.2.1 – Standard information field – G.991.2 Annexes B/G  
upstream training parameters – NPar(3) coding – Octet 2**

		Bits						
8	7	6	5	4	3	2	1	G.991.2 Annexes B/G upstream training NPar(3)s – Octet 2
x	x	x	x	x	x	x	1	Upstream base data rate unspecified by terminal
x	x	x	x	x	x	1	x	Reserved for allocation by ITU-T
x	x	x	x	x	1	x	x	Reserved for allocation by ITU-T
x	x	x	x	1	x	x	x	Reserved for allocation by ITU-T
x	x	x	1	x	x	x	x	Upstream base data rate = 192 kbit/s, symmetric PSD
x	x	1	x	x	x	x	x	Upstream base data rate = 256 kbit/s, symmetric PSD
x	x	0	0	0	0	0	0	No parameters in this octet

**Table 11.18.2.2 – Standard information field – G.991.2 Annexes B/G  
upstream training parameters – NPar(3) coding – Octet 3**

		Bits						
8	7	6	5	4	3	2	1	G.991.2 Annexes B/G upstream training NPar(3)s – Octet 3
x	x	x	x	x	x	x	1	Upstream base data rate = 320 kbit/s, symmetric PSD
x	x	x	x	x	x	1	x	Upstream base data rate = 384 kbit/s, symmetric PSD
x	x	x	x	x	1	x	x	Upstream base data rate = 448 kbit/s, symmetric PSD
x	x	x	x	1	x	x	x	Upstream base data rate = 512 kbit/s, symmetric PSD
x	x	x	1	x	x	x	x	Upstream base data rate = 576 kbit/s, symmetric PSD
x	x	1	x	x	x	x	x	Upstream base data rate = 640 kbit/s, symmetric PSD
x	x	0	0	0	0	0	0	No parameters in this octet

**Table 11.18.2.3 – Standard information field – G.991.2 Annexes B/G  
upstream training parameters – NPar(3) coding – Octet 4**

		Bits						
8	7	6	5	4	3	2	1	G.991.2 Annexes B/G upstream training NPar(3)s – Octet 4
x	x	x	x	x	x	x	1	Upstream base data rate = 704 kbit/s, symmetric PSD
x	x	x	x	x	x	1	x	Upstream base data rate = 768 kbit/s, symmetric PSD
x	x	x	x	x	1	x	x	Upstream base data rate = 832 kbit/s, symmetric PSD
x	x	x	x	1	x	x	x	Upstream base data rate = 896 kbit/s, symmetric PSD
x	x	x	1	x	x	x	x	Upstream base data rate = 960 kbit/s, symmetric PSD
x	x	1	x	x	x	x	x	Upstream base data rate = 1.024 Mbit/s, symmetric PSD
x	x	0	0	0	0	0	0	No parameters in this octet

**Table 11.18.2.4 – Standard information field – G.991.2 Annexes B/G  
upstream training parameters – NPar(3) coding – Octet 5**

		Bits						
8	7	6	5	4	3	2	1	
x	x	x	x	x	x	x	1	Upstream base data rate = 1.088 Mbit/s, symmetric PSD
x	x	x	x	x	x	1	x	Upstream base data rate = 1.152 Mbit/s, symmetric PSD
x	x	x	x	x	1	x	x	Upstream base data rate = 1.216 Mbit/s, symmetric PSD
x	x	x	x	1	x	x	x	Upstream base data rate = 1.280 Mbit/s, symmetric PSD
x	x	x	1	x	x	x	x	Upstream base data rate = 1.344 Mbit/s, symmetric PSD
x	x	1	x	x	x	x	x	Upstream base data rate = 1.408 Mbit/s, symmetric PSD
x	x	0	0	0	0	0	0	No parameters in this octet

**Table 11.18.2.5 – Standard information field – G.991.2 Annexes B/G  
upstream training parameters – NPar(3) coding – Octet 6**

		Bits						
8	7	6	5	4	3	2	1	
x	x	x	x	x	x	x	1	Upstream base data rate = 1.472 Mbit/s, symmetric PSD
x	x	x	x	x	x	1	x	Upstream base data rate = 1.536 Mbit/s, symmetric PSD
x	x	x	x	x	1	x	x	Upstream base data rate = 1.600 Mbit/s, symmetric PSD
x	x	x	x	1	x	x	x	Upstream base data rate = 1.664 Mbit/s, symmetric PSD
x	x	x	1	x	x	x	x	Upstream base data rate = 1.728 Mbit/s, symmetric PSD
x	x	1	x	x	x	x	x	Upstream base data rate = 1.792 Mbit/s, symmetric PSD
x	x	0	0	0	0	0	0	No parameters in this octet

**Table 11.18.2.6 – Standard information field – G.991.2 Annexes B/G  
upstream training parameters – NPar(3) coding – Octet 7**

		Bits						
8	7	6	5	4	3	2	1	
x	x	x	x	x	x	x	1	Upstream base data rate = 1.856 Mbit/s, symmetric PSD
x	x	x	x	x	x	1	x	Upstream base data rate = 1.920 Mbit/s, symmetric PSD
x	x	x	x	x	1	x	x	Upstream base data rate = 1.984 Mbit/s, symmetric PSD
x	x	x	x	1	x	x	x	Upstream base data rate = 2.048 Mbit/s, symmetric PSD
x	x	x	1	x	x	x	x	Upstream base data rate = 2.112 Mbit/s, symmetric PSD
x	x	1	x	x	x	x	x	Upstream base data rate = 2.176 Mbit/s, symmetric PSD
x	x	0	0	0	0	0	0	No parameters in this octet

**Table 11.18.2.7 – Standard information field – G.991.2 Annexes B/G  
upstream training parameters – NPar(3) coding – Octet 8**

		Bits						
8	7	6	5	4	3	2	1	
x	x	x	x	x	x	x	1	Upstream base data rate = 2.240 Mbit/s, symmetric PSD
x	x	x	x	x	x	1	x	Upstream base data rate = 2.304 Mbit/s, symmetric PSD
x	x	x	x	x	1	x	x	Reserved for allocation by ITU-T
x	x	x	x	1	x	x	x	Reserved for allocation by ITU-T
x	x	x	1	x	x	x	x	Upstream base data rate = 2.304 Mbit/s, asymmetric PSD
x	x	1	x	x	x	x	x	Upstream base data rate = 2.048 Mbit/s, asymmetric PSD
x	x	0	0	0	0	0	0	No parameters in this octet

**Table 11.18.2.8 – Standard information field – G.991.2 Annexes B/G  
upstream training parameters – NPar(3) coding – Octet 9**

		Bits						
8	7	6	5	4	3	2	1	
x	x	x	x	x	x	x	1	Upstream sub-data rate = 0 kbit/s
x	x	x	x	x	x	1	x	Upstream sub-data rate = 8 kbit/s
x	x	x	x	x	1	x	x	Upstream sub-data rate = 16 kbit/s
x	x	x	x	1	x	x	x	Upstream sub-data rate = 24 kbit/s
x	x	x	1	x	x	x	x	Upstream sub-data rate = 32 kbit/s
x	x	1	x	x	x	x	x	Upstream sub-data rate = 40 kbit/s
x	x	0	0	0	0	0	0	No parameters in this octet

**Table 11.18.2.9 – Standard information field – G.991.2 Annexes B/G  
upstream training parameters – NPar(3) coding – Octet 10**

		Bits						
8	7	6	5	4	3	2	1	
x	x	x	x	x	x	x	1	Upstream sub-data rate = 48 kbit/s
x	x	x	x	x	x	1	x	Upstream sub-data rate = 56 kbit/s
x	x	x	x	x	1	x	x	Upstream sub-data rate unspecified by terminal
x	x	x	x	1	x	x	x	Reserved for allocation by ITU-T
x	x	x	1	x	x	x	x	Reserved for allocation by ITU-T
x	x	1	x	x	x	x	x	Reserved for allocation by ITU-T
x	x	0	0	0	0	0	0	No parameters in this octet

**Table 11.18.2.10 – Standard information field – G.991.2 Annexes B/G  
upstream training parameters – NPar(3) coding – Octet 11**

		Bits						
8	7	6	5	4	3	2	1	
x	x	0	x	x	x	x	x	PBO-2 (4-wire/m-pair): Upstream PBO (dB) (bits 5-1 × 1.0 dB)
x	x	1	x	x	x	x	x	Reserved for allocation by ITU-T

**Table 11.18.3 – Standard information field – G.991.2 Annexes B/G downstream PMMS parameters – NPar(3) coding – Octet 1**

		Bits						
8	7	6	5	4	3	2	1	
x	x	0	x	x	x	x	x	PBO-1: Downstream PBO (dB) (bits 5-1 × 1.0 dB)
x	x	1	x	x	x	x	x	Reserved for allocation by ITU-T

**Table 11.18.3.1 – Standard information field – G.991.2 Annexes B/G downstream PMMS parameters – NPar(3) coding – Octet 2**

		Bits						
8	7	6	5	4	3	2	1	
x	x	x	x	x	x	x	1	Downstream base data rate unspecified by terminal
x	x	x	x	x	x	1	x	Transmit silence
x	x	x	x	x	1	x	x	Reserved for allocation by ITU-T
x	x	x	x	1	x	x	x	Reserved for allocation by ITU-T
x	x	x	1	x	x	x	x	Downstream base data rate = 192 kbit/s, symmetric PSD
x	x	1	x	x	x	x	x	Downstream base data rate = 256 kbit/s, symmetric PSD
x	x	0	0	0	0	0	0	No parameters in this octet

**Table 11.18.3.2 – Standard information field – G.991.2 Annexes B/G downstream PMMS parameters – NPar(3) coding – Octet 3**

		Bits						
8	7	6	5	4	3	2	1	
x	x	x	x	x	x	x	1	Downstream base data rate = 320 kbit/s, symmetric PSD
x	x	x	x	x	x	1	x	Downstream base data rate = 384 kbit/s, symmetric PSD
x	x	x	x	x	1	x	x	Downstream base data rate = 448 kbit/s, symmetric PSD
x	x	x	x	1	x	x	x	Downstream base data rate = 512 kbit/s, symmetric PSD
x	x	x	1	x	x	x	x	Downstream base data rate = 576 kbit/s, symmetric PSD
x	x	1	x	x	x	x	x	Downstream base data rate = 640 kbit/s, symmetric PSD
x	x	0	0	0	0	0	0	No parameters in this octet

**Table 11.18.3.3 – Standard information field – G.991.2 Annexes B/G downstream PMMS parameters – NPar(3) coding – Octet 4**

		Bits						
8	7	6	5	4	3	2	1	
x	x	x	x	x	x	x	1	Downstream base data rate = 704 kbit/s, symmetric PSD
x	x	x	x	x	x	1	x	Downstream base data rate = 768 kbit/s, symmetric PSD
x	x	x	x	x	1	x	x	Downstream base data rate = 832 kbit/s, symmetric PSD
x	x	x	x	1	x	x	x	Downstream base data rate = 896 kbit/s, symmetric PSD
x	x	x	1	x	x	x	x	Downstream base data rate = 960 kbit/s, symmetric PSD
x	x	1	x	x	x	x	x	Downstream base data rate = 1.024 Mbit/s, symmetric PSD
x	x	0	0	0	0	0	0	No parameters in this octet



**Table 11.18.3.4 – Standard information field – G.991.2 Annexes B/G  
downstream PMMS parameters – NPar(3) coding – Octet 5**

		Bits						
8	7	6	5	4	3	2	1	
x	x	x	x	x	x	x	1	Downstream base data rate = 1.088 Mbit/s, symmetric PSD
x	x	x	x	x	x	1	x	Downstream base data rate = 1.152 Mbit/s, symmetric PSD
x	x	x	x	x	1	x	x	Downstream base data rate = 1.216 Mbit/s, symmetric PSD
x	x	x	x	1	x	x	x	Downstream base data rate = 1.280 Mbit/s, symmetric PSD
x	x	x	1	x	x	x	x	Downstream base data rate = 1.344 Mbit/s, symmetric PSD
x	x	1	x	x	x	x	x	Downstream base data rate = 1.408 Mbit/s, symmetric PSD
x	x	0	0	0	0	0	0	No parameters in this octet

**Table 11.18.3.5 – Standard information field – G.991.2 Annexes B/G  
downstream PMMS parameters – NPar(3) coding – Octet 6**

		Bits						
8	7	6	5	4	3	2	1	
x	x	x	x	x	x	x	1	Downstream base data rate = 1.472 Mbit/s, symmetric PSD
x	x	x	x	x	x	1	x	Downstream base data rate = 1.536 Mbit/s, symmetric PSD
x	x	x	x	x	1	x	x	Downstream base data rate = 1.600 Mbit/s, symmetric PSD
x	x	x	x	1	x	x	x	Downstream base data rate = 1.664 Mbit/s, symmetric PSD
x	x	x	1	x	x	x	x	Downstream base data rate = 1.728 Mbit/s, symmetric PSD
x	x	1	x	x	x	x	x	Downstream base data rate = 1.792 Mbit/s, symmetric PSD
x	x	0	0	0	0	0	0	No parameters in this octet

**Table 11.18.3.6 – Standard information field – G.991.2 Annexes B/G  
downstream PMMS parameters – NPar(3) coding – Octet 7**

		Bits						
8	7	6	5	4	3	2	1	
x	x	x	x	x	x	x	1	Downstream base data rate = 1.856 Mbit/s, symmetric PSD
x	x	x	x	x	x	1	x	Downstream base data rate = 1.920 Mbit/s, symmetric PSD
x	x	x	x	x	1	x	x	Downstream base data rate = 1.984 Mbit/s, symmetric PSD
x	x	x	x	1	x	x	x	Downstream base data rate = 2.048 Mbit/s, symmetric PSD
x	x	x	1	x	x	x	x	Downstream base data rate = 2.112 Mbit/s, symmetric PSD
x	x	1	x	x	x	x	x	Downstream base data rate = 2.176 Mbit/s, symmetric PSD
x	x	0	0	0	0	0	0	No parameters in this octet

**Table 11.18.3.7 – Standard information field – G.991.2 Annexes B/G downstream PMMS parameters – NPar(3) coding – Octet 8**

		Bits						
8	7	6	5	4	3	2	1	
x	x	x	x	x	x	x	1	Downstream base data rate = 2.240 Mbit/s, symmetric PSD
x	x	x	x	x	x	1	x	Downstream base data rate = 2.304 Mbit/s, symmetric PSD
x	x	x	x	x	1	x	x	Reserved for allocation by ITU-T
x	x	x	x	1	x	x	x	Reserved for allocation by ITU-T
x	x	x	1	x	x	x	x	Downstream base data rate = 2.304 Mbit/s, asymmetric PSD
x	x	1	x	x	x	x	x	Downstream base data rate = 2.048 Mbit/s, asymmetric PSD
x	x	0	0	0	0	0	0	No parameters in this octet

**Table 11.18.3.8 – Standard information field – G.991.2 Annexes B/G downstream PMMS parameters – NPar(3) coding – Octet 9**

		Bits						
8	7	6	5	4	3	2	1	
x	x	0	0	0	0	0	1	Fixed value during PMMS (all other values reserved for allocation by ITU-T)

**Table 11.18.3.9 – Standard information field – G.991.2 Annexes B/G downstream PMMS parameters – NPar(3) coding – Octet 10**

		Bits						
8	7	6	5	4	3	2	1	
x	x	0	0	0	0	0	0	Fixed value during PMMS (all other values reserved for allocation by ITU-T)

**Table 11.18.3.10 – Standard information field – G.991.2 Annexes B/G downstream PMMS parameters – NPar(3) coding – Octet 11**

		Bits						
8	7	6	5	4	3	2	1	
x	x	0	0	0	0	0	0	Downstream PMMS duration unspecified by terminal
x	x	x	x	x	x	x	x	Downstream PMMS duration (bits 6-1 × 50 ms)
x	x	1	1	1	1	1	1	Reserved for allocation by ITU-T

**Table 11.18.3.11 – Standard information field – G.991.2 Annexes B/G downstream PMMS parameters – NPar(3) coding – Octet 12**

		Bits						
8	7	6	5	4	3	2	1	
x	x	0	0	0	x	x	x	Downstream PMMS scrambler polynomial index (i2, i1, i0)

**Table 11.18.3.12 – Standard information field – G.991.2 Annexes B/G downstream PMMS parameters – NPar(3) coding – Octet 13**

		Bits						G.991.2 Annexes B/G downstream PMMS NPar(3)s – Octet 13
8	7	6	5	4	3	2	1	
x	x	1	x	x	x	x	x	Worst-case PMMS target margin (dB) (bits 5-1 × 1.0 dB – 10 dB)
x	x	0	0	0	0	0	0	Worst-case PMMS target margin unspecified by terminal (values of bits 6-1 from 1 to 31 reserved for allocation by ITU-T)

**Table 11.18.3.13 – Standard information field – G.991.2 Annexes B/G downstream PMMS parameters – NPar(3) coding – Octet 14**

		Bits						G.991.2 Annexes B/G downstream PMMS NPar(3)s – Octet 14
8	7	6	5	4	3	2	1	
x	x	1	x	x	x	x	x	Current-condition PMMS target margin (dB) (bits 5-1 × 1.0 dB – 10 dB)
x	x	0	0	0	0	0	0	Current-condition PMMS target margin unspecified by terminal (values of bits 6-1 from 1 to 31 reserved for allocation by ITU-T)

**Table 11.18.3.14 – Standard information field – G.991.2 Annexes B/G downstream PMMS parameters – NPar(3) coding – Octet 15**

		Bits						G.991.2 Annexes B/G downstream PMMS NPar(3)s – Octet 15
8	7	6	5	4	3	2	1	
x	x	0	x	x	x	x	x	PBO-2 (4-wire/m-pair): Downstream PBO (dB) (bits 5-1 × 1.0 dB)
x	x	1	x	x	x	x	x	Reserved for allocation by ITU-T

**Table 11.18.4 – Standard information field – G.991.2 Annexes B/G upstream PMMS parameters – NPar(3) coding – Octet 1**

		Bits						G.991.2 Annexes B/G upstream PMMS NPar(3)s – Octet 1
8	7	6	5	4	3	2	1	
x	x	0	x	x	x	x	x	PBO-1: Upstream PBO (dB) (bits 5-1 × 1.0 dB)
x	x	1	x	x	x	x	x	Reserved for allocation by ITU-T

**Table 11.18.4.1 – Standard information field – G.991.2 Annexes B/G upstream PMMS parameters – NPar(3) coding – Octet 2**

		Bits						G.991.2 Annexes B/G upstream PMMS NPar(3)s – Octet 2
8	7	6	5	4	3	2	1	
x	x	x	x	x	x	x	1	Upstream base data rate unspecified by terminal
x	x	x	x	x	x	1	x	Transmit silence
x	x	x	x	x	1	x	x	Reserved for allocation by ITU-T
x	x	x	x	1	x	x	x	Reserved for allocation by ITU-T
x	x	x	1	x	x	x	x	Upstream base data rate = 192 kbit/s, symmetric PSD
x	x	1	x	x	x	x	x	Upstream base data rate = 256 kbit/s, symmetric PSD
x	x	0	0	0	0	0	0	No parameters in this octet

**Table 11.18.4.2 – Standard information field – G.991.2 Annexes B/G  
upstream PMMS parameters – NPar(3) coding – Octet 3**

		Bits						
8	7	6	5	4	3	2	1	
x	x	x	x	x	x	x	1	Upstream base data rate = 320 kbit/s, symmetric PSD
x	x	x	x	x	x	1	x	Upstream base data rate = 384 kbit/s, symmetric PSD
x	x	x	x	x	1	x	x	Upstream base data rate = 448 kbit/s, symmetric PSD
x	x	x	x	1	x	x	x	Upstream base data rate = 512 kbit/s, symmetric PSD
x	x	x	1	x	x	x	x	Upstream base data rate = 576 kbit/s, symmetric PSD
x	x	1	x	x	x	x	x	Upstream base data rate = 640 kbit/s, symmetric PSD
x	x	0	0	0	0	0	0	No parameters in this octet

**Table 11.18.4.3 – Standard information field – G.991.2 Annexes B/G  
upstream PMMS parameters – NPar(3) coding – Octet 4**

		Bits						
8	7	6	5	4	3	2	1	
x	x	x	x	x	x	x	1	Upstream base data rate = 704 kbit/s, symmetric PSD
x	x	x	x	x	x	1	x	Upstream base data rate = 768 kbit/s, symmetric PSD
x	x	x	x	x	1	x	x	Upstream base data rate = 832 kbit/s, symmetric PSD
x	x	x	x	1	x	x	x	Upstream base data rate = 896 kbit/s, symmetric PSD
x	x	x	1	x	x	x	x	Upstream base data rate = 960 kbit/s, symmetric PSD
x	x	1	x	x	x	x	x	Upstream base data rate = 1.024 Mbit/s, symmetric PSD
x	x	0	0	0	0	0	0	No parameters in this octet

**Table 11.18.4.4 – Standard information field – G.991.2 Annexes B/G  
upstream PMMS parameters – NPar(3) coding – Octet 5**

		Bits						
8	7	6	5	4	3	2	1	
x	x	x	x	x	x	x	1	Upstream base data rate = 1.088 Mbit/s, symmetric PSD
x	x	x	x	x	x	1	x	Upstream base data rate = 1.152 Mbit/s, symmetric PSD
x	x	x	x	x	1	x	x	Upstream base data rate = 1.216 Mbit/s, symmetric PSD
x	x	x	x	1	x	x	x	Upstream base data rate = 1.280 Mbit/s, symmetric PSD
x	x	x	1	x	x	x	x	Upstream base data rate = 1.344 Mbit/s, symmetric PSD
x	x	1	x	x	x	x	x	Upstream base data rate = 1.408 Mbit/s, symmetric PSD
x	x	0	0	0	0	0	0	No parameters in this octet

**Table 11.18.4.5 – Standard information field – G.991.2 Annexes B/G  
upstream PMMS parameters – NPar(3) coding – Octet 6**

		Bits						G.991.2 Annexes B/G upstream PMMS NPar(3)s – Octet 6
8	7	6	5	4	3	2	1	
x	x	x	x	x	x	x	1	Upstream base data rate = 1.472 Mbit/s, symmetric PSD
x	x	x	x	x	x	1	x	Upstream base data rate = 1.536 Mbit/s, symmetric PSD
x	x	x	x	x	1	x	x	Upstream base data rate = 1.600 Mbit/s, symmetric PSD
x	x	x	x	1	x	x	x	Upstream base data rate = 1.664 Mbit/s, symmetric PSD
x	x	x	1	x	x	x	x	Upstream base data rate = 1.728 Mbit/s, symmetric PSD
x	x	1	x	x	x	x	x	Upstream base data rate = 1.792 Mbit/s, symmetric PSD
x	x	0	0	0	0	0	0	No parameters in this octet

**Table 11.18.4.6 – Standard information field – G.991.2 Annexes B/G  
upstream PMMS parameters – NPar(3) coding – Octet 7**

		Bits						G.991.2 Annexes B/G upstream PMMS NPar(3)s – Octet 7
8	7	6	5	4	3	2	1	
x	x	x	x	x	x	x	1	Upstream base data rate = 1.856 Mbit/s, symmetric PSD
x	x	x	x	x	x	1	x	Upstream base data rate = 1.920 Mbit/s, symmetric PSD
x	x	x	x	x	1	x	x	Upstream base data rate = 1.984 Mbit/s, symmetric PSD
x	x	x	x	1	x	x	x	Upstream base data rate = 2.048 Mbit/s, symmetric PSD
x	x	x	1	x	x	x	x	Upstream base data rate = 2.112 Mbit/s, symmetric PSD
x	x	1	x	x	x	x	x	Upstream base data rate = 2.176 Mbit/s, symmetric PSD
x	x	0	0	0	0	0	0	No parameters in this octet

**Table 11.18.4.7 – Standard information field – G.991.2 Annexes B/G  
upstream PMMS parameters – NPar(3) coding – Octet 8**

		Bits						G.991.2 Annexes B/G upstream PMMS NPar(3)s – Octet 8
8	7	6	5	4	3	2	1	
x	x	x	x	x	x	x	1	Upstream base data rate = 2.240 Mbit/s, symmetric PSD
x	x	x	x	x	x	1	x	Upstream base data rate = 2.304 Mbit/s, symmetric PSD
x	x	x	x	x	1	x	x	Reserved for allocation by ITU-T
x	x	x	x	1	x	x	x	Reserved for allocation by ITU-T
x	x	x	1	x	x	x	x	Upstream base data rate = 2.304 Mbit/s, asymmetric PSD
x	x	1	x	x	x	x	x	Upstream base data rate = 2.048 Mbit/s, asymmetric PSD
x	x	0	0	0	0	0	0	No parameters in this octet

**Table 11.18.4.8 – Standard information field – G.991.2 Annexes B/G  
upstream PMMS parameters – NPar(3) coding – Octet 9**

		Bits						G.991.2 Annexes B/G upstream PMMS NPar(3)s – Octet 9
8	7	6	5	4	3	2	1	
x	x	0	0	0	0	0	1	Fixed value during PMMS (all other values reserved for allocation by ITU-T)

**Table 11.18.4.9 – Standard information field – G.991.2 Annexes B/G  
upstream PMMS parameters – NPar(3) coding – Octet 10**

		Bits						
8	7	6	5	4	3	2	1	
x	x	0	0	0	0	0	0	Fixed value during PMMS (all other values reserved for allocation by ITU-T)

**Table 11.18.4.10 – Standard information field – G.991.2 Annexes B/G  
upstream PMMS parameters – NPar(3) coding – Octet 11**

		Bits						
8	7	6	5	4	3	2	1	
x	x	0	0	0	0	0	0	Upstream PMMS duration unspecified by terminal
x	x	x	x	x	x	x	x	Upstream PMMS duration (bits 6-1 × 50 ms)
x	x	1	1	1	1	1	1	Reserved for allocation by ITU-T

**Table 11.18.4.11 – Standard information field – G.991.2 Annexes B/G  
upstream PMMS parameters – NPar(3) coding – Octet 12**

		Bits						
8	7	6	5	4	3	2	1	
x	x	0	0	0	x	x	x	Upstream PMMS scrambler polynomial index (i2, i1, i0)

**Table 11.18.4.12 – Standard information field – G.991.2 Annexes B/G  
upstream PMMS parameters – NPar(3) coding – Octet 13**

		Bits						
8	7	6	5	4	3	2	1	
x	x	1	x	x	x	x	x	Worst-case PMMS target margin (dB) (bits 5-1 × 1.0 dB – 10 dB)
x	x	0	0	0	0	0	0	Worst-case PMMS target margin unspecified by terminal (values of bits 6-1 from 1 to 31 reserved for allocation by ITU-T)

**Table 11.18.4.13 – Standard information field – G.991.2 Annexes B/G  
upstream PMMS parameters – NPar(3) coding – Octet 14**

		Bits						
8	7	6	5	4	3	2	1	
x	x	1	x	x	x	x	x	Current-condition PMMS target margin (dB) (bits 5-1 × 1.0 dB – 10 dB)
x	x	0	0	0	0	0	0	Current-condition PMMS target margin unspecified by terminal (values of bits 6-1 from 1 to 31 reserved for allocation by ITU-T)

**Table 11.18.4.14 – Standard information field – G.991.2 Annexes B/G  
upstream PMMS parameters – NPar(3) coding – Octet 15**

		Bits						
8	7	6	5	4	3	2	1	
x	x	0	x	x	x	x	x	PBO-2 (4-wire/m-pair): Upstream PBO (dB) (bits 5-1 × 1.0 dB)
x	x	1	x	x	x	x	x	Reserved for allocation by ITU-T

**Table 11.18.5 – Standard information field – G.991.2 Annexes B/G  
TPS-TC parameters – NPar(3) coding – Octet 1**

		Bits						
8	7	6	5	4	3	2	1	G.991.2 Annexes B/G TPS-TC parameter NPar(3)s – Octet 1
x	x	x	x	x	x	x	1	Clock mode 1
x	x	x	x	x	x	1	x	Clock mode 2
x	x	x	x	x	1	x	x	Clock mode 3a
x	x	x	x	1	x	x	x	Clock mode 3b
x	x	x	1	x	x	x	x	Low latency
x	x	1	x	x	x	x	x	Reserved for allocation by ITU-T
x	x	0	0	0	0	0	0	No parameters in this octet

**Table 11.18.5.1 – Standard information field – G.991.2 Annexes B/G  
TPS-TC parameters – NPar(3) coding – Octet 2**

		Bits						
8	7	6	5	4	3	2	1	G.991.2 Annexes B/G TPS-TC parameter NPar(3)s – Octet 2
x	x	x	x	x	x	x	1	Clear channel
x	x	x	x	x	x	1	x	Clear channel byte-oriented
x	x	x	x	x	1	x	x	Unaligned D2048S
x	x	x	x	1	x	x	x	Aligned D2048S/fractional D2048S
x	x	x	1	x	x	x	x	ATM
x	x	1	x	x	x	x	x	Unaligned D2048U
x	x	0	0	0	0	0	0	No parameters in this octet

**Table 11.18.5.2 – Standard information field – G.991.2 Annexes B/G  
TPS-TC parameters – NPar(3) coding – Octet 3**

		Bits						
8	7	6	5	4	3	2	1	G.991.2 Annexes B/G TPS-TC parameter NPar(3)s – Octet 3
x	x	x	x	x	x	x	1	Synchronous ISDN-BRA
x	x	x	x	x	x	1	x	PTM (HDLC-based)
x	x	x	x	x	1	x	x	STM with DSC
x	x	x	x	1	x	x	x	LAPV5 enveloped POTS or ISDN
x	x	x	1	x	x	x	x	TU-12
x	x	1	x	x	x	x	x	PTM (64/65-octet-based)
x	x	0	0	0	0	0	0	No parameters in this octet

**Table 11.18.5.3 – Standard information field – G.991.2 Annexes B/G  
TPS-TC parameters – NPar(3) coding – Octet 4**

		Bits						
8	7	6	5	4	3	2	1	G.991.2 Annexes B/G TPS-TC parameter NPar(3)s – Octet 4
x	x				x	x	x	Number of ISDN BRA (0 to 6)
		x	x	x				Z-bits used for ISDN BRA Signalling (0 to 7)

**Table 11.18.5.4 – Standard information field – G.991.2 Annexes B/G  
TPS-TC parameters – NPar(3) coding – Octet 5**

		Bits						
8	7	6	5	4	3	2	1	
x	x	x	x	x	x	x	1	Pre-emption (64/65-octet-based PTM)
x	x	x	x	x	x	1	x	Short packets (64/65-octet-based PTM)
x	x	x	x	x	1	x	x	CRC type (64/65-octet-based PTM)
x	x	x	x	1	x	x	x	Reserved for allocation by ITU-T
x	x	x	1	x	x	x	x	Reserved for allocation by ITU-T
x	x	1	x	x	x	x	x	Reserved for allocation by ITU-T
x	x	0	0	0	0	0	0	No parameters in this octet

**Table 11.18.6 – Standard information field – G.991.2 Annexes B/G  
downstream framing parameters NPar(3) coding – Octet 1**

		Bits						
8	7	6	5	4	3	2	1	
x	x					x	x	Sync word (bits 14 and 13)
		x	x	x	x			Stuff bits (bits 1 to 4)

**Table 11.18.6.1 – Standard information field – G.991.2 Annexes B/G  
downstream framing parameters NPar(3) coding – Octet 2**

		Bits						
8	7	6	5	4	3	2	1	
x	x	x	x	x	x	x	x	Sync word (bits 12 to 7)

**Table 11.18.6.2 – Standard information field – G.991.2 Annexes B/G  
downstream framing parameters NPar(3) coding – Octet 3**

		Bits						
8	7	6	5	4	3	2	1	
x	x	x	x	x	x	x	x	Sync word (bits 6 to 1)

**Table 11.18.7 – Standard information field – G.991.2 Annexes B/G  
upstream framing parameters NPar(3) coding – Octet 1**

		Bits						
8	7	6	5	4	3	2	1	
x	x					x	x	Sync word (bits 14 and 13)
		x	x	x	x			Stuff bits (bits 1 to 4)

**Table 11.18.7.1 – Standard information field – G.991.2 Annexes B/G  
upstream framing parameters NPar(3) coding – Octet 2**

		Bits						
8	7	6	5	4	3	2	1	
x	x	x	x	x	x	x	x	Sync word (bits 12 to 7)



**Table 11.18.7.2 – Standard information field – G.991.2 Annexes B/G upstream framing parameters NPar(3) coding – Octet 3**

		Bits						
8	7	6	5	4	3	2	1	
x	x	x	x	x	x	x	x	G.991.2 Annexes B/G upstream framing parameter NPar(3)s – Octet 3
								Sync word (bits 6 to 1)

**Table 11.18.8 – Standard information field – G.991.2 Annexes B/G dual mode TPS-TC parameters – NPar(3) coding – Octet 1**

		Bits						
8	7	6	5	4	3	2	1	
x	x	x	x	x	x	x	x	G.991.2 Annexes B/G dual mode TPS-TC parameter Npar(3)s – Octet 1
								TPS-TC <sub>a</sub> data rate – $n \times 64$ kbit/s (1 to 36)
								TPS-TC <sub>a</sub> sub-data rate unspecified by terminal

**Table 11.18.8.1 – Standard information field – G.991.2 Annexes B/G dual mode TPS-TC parameters – NPar(3) coding – Octet 2**

		Bits						
8	7	6	5	4	3	2	1	
x	x	0	0	0	x	x	x	G.991.2 Annexes B/G dual mode TPS-TC parameter Npar(3)s – Octet 2
								TPS-TC <sub>a</sub> sub-data rate – $i \times 8$ kbit/s (0 to 7)
								TPS-TC <sub>a</sub> sub-data rate unspecified by terminal (values of bits 6-1 from 8 to 62 reserved for allocation by ITU-T)

**Table 11.18.8.2 – Standard information field – G.991.2 Annexes B/G dual mode TPS-TC parameters – NPar(3) coding – Octet 3**

		Bits						
8	7	6	5	4	3	2	1	
x	x	x	x	x	x	x	1	G.991.2 Annexes B/G dual mode TPS-TC parameter NPar(3)s – Octet 3
								Type 1 – TPS-TC <sub>b</sub> : Clear channel
								Type 1 – TPS-TC <sub>b</sub> : Clear channel byte-oriented
								Type 1 – TPS-TC <sub>b</sub> : Unaligned D2048U
								Type 1 – TPS-TC <sub>b</sub> : Unaligned D2048S
								Type 1 – TPS-TC <sub>b</sub> : Aligned D2048S/fractional D2048S
								Type 1 – TPS-TC <sub>b</sub> : ATM
								No parameters in this octet

**Table 11.18.8.3 – Standard information field – G.991.2 Annexes B/G dual mode TPS-TC parameters – NPar(3) coding – Octet 4**

		Bits						
8	7	6	5	4	3	2	1	
x	x				x	x	x	G.991.2 Annexes B/G dual mode TPS-TC parameter Npar(3)s – Octet 4
								Number of ISDN BRA (0 to 6)
								Z-bits used for ISDN BRA signalling (0 to 7)

**Table 11.18.8.4 – Standard information field – G.991.2 Annexes B/G  
dual mode TPS-TC parameters – NPar(3) coding – Octet 5**

		Bits						G.991.2 Annexes B/G dual mode TPS-TC parameter NPar(3)s – Octet 5
8	7	6	5	4	3	2	1	
x	x	x	x	x	x	x	1	Type 2 – TPS-TC <sub>a</sub> : Unaligned D2048U
x	x	x	x	x	x	1	x	Type 2 – TPS-TC <sub>a</sub> : Unaligned D2048S
x	x	x	x	x	1	x	x	Type 2 – TPS-TC <sub>a</sub> : Aligned D2048S/fractional D2048S
x	x	x	x	1	x	x	x	Type 2 – TPS-TC <sub>a</sub> : Synchronous ISDN BRA
x	x	x	1	x	x	x	x	Type 2 – TPS-TC <sub>b</sub> : ATM (HDLC-based)
x	x	1	x	x	x	x	x	Type 2 – TPS-TC <sub>b</sub> : PTM (HDLC-based)
x	x	0	0	0	0	0	0	No parameters in this octet

**Table 11.18.8.5 – Standard information field – G.991.2 Annexes B/G  
dual mode TPS-TC parameters – NPar(3) coding – Octet 6**

		Bits						G.991.2 Annexes B/G dual mode TPS-TC parameter NPar(3)s – Octet 6
8	7	6	5	4	3	2	1	
x	x	x	x	x	x	x	1	Type 3 – TPS-TC <sub>a</sub> : Unaligned D2048U
x	x	x	x	x	x	1	x	Type 3 – TPS-TC <sub>a</sub> : Unaligned D2048S
x	x	x	x	x	1	x	x	Type 3 – TPS-TC <sub>a</sub> : Aligned D2048S/fractional D2048S
x	x	x	x	1	x	x	x	Type 3 – TPS-TC <sub>a</sub> : Synchronous ISDN BRA
x	x	x	1	x	x	x	x	Type 3 – TPS-TC <sub>b</sub> : Clear channel
x	x	1	x	x	x	x	x	Type 3 – TPS-TC <sub>b</sub> : Clear channel byte-oriented
x	x	0	0	0	0	0	0	No parameters in this octet

**Table 11.18.8.6 – Standard information field – G.991.2 Annexes B/G  
dual mode TPS-TC parameters – NPar(3) coding – Octet 7**

		Bits						G.991.2 Annexes B/G dual mode TPS-TC parameter NPar(3)s – Octet 7
8	7	6	5	4	3	2	1	
x	x	x	x	x	x	x	1	Type 1 – TPS-TC <sub>b</sub> : PTM (HDLC-based)
x	x	x	x	x	x	1	x	Type 1 – TPS-TC <sub>a</sub> : STM with DSC
x	x	x	x	x	1	x	x	Type 1 – TPS-TC <sub>a</sub> : LAPV5 enveloped POTS or ISDN
x	x	x	x	1	x	x	x	Type 1 – TPS-TC <sub>a</sub> : TU-12
x	x	x	1	x	x	x	x	Type 1 – TPS-TC <sub>b</sub> : PTM (64/65-octet-based)
x	x	1	x	x	x	x	x	Type 2 – TPS-TC <sub>b</sub> : PTM (64/65-octet-based)
x	x	0	0	0	0	0	0	No parameters in this octet

**Table 11.18.8.7 – Standard information field – G.991.2 Annexes B/G  
dual mode TPS-TC parameters – NPar(3) coding – Octet 8**

		Bits						
8	7	6	5	4	3	2	1	
x	x					x	x	<b>G.991.2 Annexes B/G dual mode TPS-TC parameter NPar(3)s – Octet 8</b>
								DRR Support:
								01 DRR not supported
								10 DRR supported, STU-C DRR master
								11 DRR supported, STU-R DRR master
x	x	x	x	x	x			Lead time (in frames)
								count = bits 6-2 (supported values = 1 to 15)
x	x	0	0	0	0	0	0	DRR support and lead time unspecified by terminal

**Table 11.18.8.8 – Standard information field – G.991.2 Annexes B/G  
dual mode TPS-TC parameters – NPar(3) coding – Octet 9**

		Bits						
8	7	6	5	4	3	2	1	
x	x	x	x	x	x	x	1	<b>G.991.2 Annexes B/G dual mode TPS-TC parameter NPar(3)s – Octet 9</b>
								Pre-emption (64/65-octet-based PTM)
x	x	x	x	x	x	1	x	Short packets (64/65-octet-based PTM)
x	x	x	x	x	1	x	x	CRC type (64/65-octet-based PTM)
x	x	x	x	1	x	x	x	Reserved for allocation by ITU-T
x	x	x	1	x	x	x	x	Reserved for allocation by ITU-T
x	x	1	x	x	x	x	x	Reserved for allocation by ITU-T
x	x	0	0	0	0	0	0	No parameters in this octet

**Table 11.18.9 – Standard information field – G.991.2 Annex B/G  
multiple-pair operation parameters – NPar(3) coding – Octet 1**

		Bits						
8	7	6	5	4	3	2	1	
x	x					x	x	<b>G.991.2 Annex B/G multiple-pair operation parameters NPar(3)s – Octet 1</b>
								<i>M</i> -pair count (count = bits 2-1 + 1)
		x	x	x	x			Reserved for allocation by ITU-T

**Table 11.18.10 – Standard information field – G.991.2 Annex G  
downstream extended training rates – 16-TCPAM symmetric – NPar(3) coding – Octet 1**

		Bits						
8	7	6	5	4	3	2	1	
x	x						x	<b>G.991.2 Annex G downstream extended training rate – 16-TCPAM symmetric NPar(3)s – Octet 1</b>
								Downstream base data rate – Minimum 1 (bit 7), 16-TCPAM symmetric PSD
x	x						x	Downstream base data rate – Maximum 1 (bit 7), 16-TCPAM symmetric PSD
x	x				x			Downstream base data rate – Step 1 (bit 7), 16-TCPAM symmetric PSD
x	x	x	x	x				Reserved for allocation by ITU-T

**Table 11.18.10.1 – Standard information field – G.991.2 Annex G  
downstream extended training rates – 16-TCPAM symmetric – NPar(3) coding – Octet 2**

8 7		Bits						G.991.2 Annex G downstream extended training rate – 16-TCPAM symmetric NPar(3)s – Octet 2
x x		6	5	4	3	2	1	
x x		x	x	x	x	x	x	Downstream base data rate – Minimum 1 (bits 6-1), 16-TCPAM symmetric PSD (Note)

NOTE – The rates are determined by combining (bit 7) and the 6-bits in this octet to create a 7-bit number.

**Table 11.18.10.2 – Standard information field – G.991.2 Annex G  
downstream extended training rates – 16-TCPAM symmetric – NPar(3) coding – Octet 3**

8 7		Bits						G.991.2 Annex G downstream training rate – 16-TCPAM symmetric NPar(3)s – Octet 3
x x		6	5	4	3	2	1	
x x		x	x	x	x	x	x	Downstream base data rate – Maximum 1 (bits 6-1), 16-TCPAM symmetric PSD (Note)

NOTE – The rates are determined by combining (bit 7) and the 6-bits in this octet to create a 7-bit number.

**Table 11.18.10.3 – Standard information field – G.991.2 Annex G  
downstream extended training rates – 16-TCPAM symmetric – NPar(3) coding – Octet 4**

8 7		Bits						G.991.2 Annex G downstream training rate – 16-TCPAM symmetric NPar(3)s – Octet 4
x x		6	5	4	3	2	1	
x x		x	x	x	x	x	x	Downstream base data rate – Step 1 (bits 6-1), 16-TCPAM symmetric PSD (Note)

NOTE – The rates are determined by combining (bit 7) and the 6-bits in this octet to create a 7-bit number.

•  
•  
•

**Table 11.18.10.j<sub>1</sub>\*4-4 – Standard information field – G.991.2 Annex G  
downstream extended training rates – 16-TCPAM symmetric – NPar(3) coding – Octet j<sub>1</sub>\*4-3**

8 7		Bits						G.991.2 Annex G downstream training rate – 16-TCPAM symmetric NPar(3)s – Octet j <sub>1</sub> *4-3
x x		6	5	4	3	2	1	
x x							x	Downstream base data rate extension – Minimum j <sub>1</sub> (bit 7), 16-TCPAM symmetric PSD
x x						x		Downstream base data rate extension – Maximum j <sub>1</sub> (bit 7), 16-TCPAM symmetric PSD
x x					x			Downstream base data rate extension – Step j <sub>1</sub> (bit 7), 16-TCPAM symmetric PSD
x x		x	x	x				Reserved for allocation by ITU-T

**Table 11.18.10.j<sub>1</sub>\*4-3 – Standard information field – G.991.2 Annex G  
downstream extended training rates – 16-TCPAM symmetric – NPar(3) coding – Octet j<sub>1</sub>\*4-2**

8 7		Bits						G.991.2 Annex G downstream training rate – 16-TCPAM symmetric NPar(3)s – Octet j <sub>1</sub> *4-2
x x		6	5	4	3	2	1	
x x		x	x	x	x	x	x	Downstream base data rate extension – Minimum j <sub>1</sub> (bits 6-1), 16-TCPAM symmetric PSD (Note)

NOTE – The rates are determined by combining (bit 7) and the 6-bits in this octet to create a 7-bit number.

**Table 11.18.10.j<sub>1</sub>\*4-2 – Standard information field – G.991.2 Annex G downstream extended training rates – 16-TCPAM symmetric – NPar(3) coding – Octet j<sub>1</sub>\*4-1**

Bits		G.991.2 Annex G downstream training rate – 16-TCPAM symmetric NPar(3)s – Octet j <sub>1</sub> *4-1					
8	7	6	5	4	3	2	1
x	x	x	x	x	x	x	x

Downstream base data rate extension – Maximum j<sub>1</sub> (bits 6-1), 16-TCPAM symmetric PSD (Note)

NOTE – The rates are determined by combining (bit 7) and the 6-bits in this octet to create a 7-bit number.

**Table 11.18.10.j<sub>1</sub>\*4-1 – Standard information field – G.991.2 Annex G downstream extended training rates – 16-TCPAM symmetric – NPar(3) coding – Octet j<sub>1</sub>\*4**

Bits		G.991.2 Annex G downstream training rate – 16-TCPAM symmetric NPar(3)s – Octet j <sub>1</sub> *4					
8	7	6	5	4	3	2	1
x	x	x	x	x	x	x	x

Downstream base data rate extension – Step j<sub>1</sub> (bits 6-1), 16-TCPAM symmetric PSD (Note)

NOTE – The rates are determined by combining (bit 7) and the 6-bits in this octet to create a 7-bit number.

**Table 11.18.11 – Standard information field – G.991.2 Annex G downstream extended training rates – 32-TCPAM symmetric – NPar(3) coding – Octet 1**

Bits		G.991.2 Annex G downstream training rate – 32-TCPAM symmetric NPar(3)s – Octet 1					
8	7	6	5	4	3	2	1
x	x						x
x	x					x	
x	x				x		
x	x	x	x	x			

Downstream base data rate – Minimum 1 (bit 7), 32-TCPAM symmetric PSD

Downstream base data rate – Maximum 1 (bit 7), 32-TCPAM symmetric PSD

Downstream base data rate – Step 1 (bit 7), 32-TCPAM symmetric PSD

Reserved for allocation by ITU-T

**Table 11.18.11.1 – Standard information field – G.991.2 Annex G downstream extended training rates – 32-TCPAM symmetric – NPar(3) coding – Octet 2**

Bits		G.991.2 Annex G downstream training rate – 32-TCPAM symmetric NPar(3)s – Octet 2					
8	7	6	5	4	3	2	1
x	x	x	x	x	x	x	x

Downstream base data rate – Minimum 1 (bits 6-1), 32-TCPAM symmetric PSD (Note)

NOTE – The rates are determined by combining (bit 7) and the 6-bits in this octet to create a 7-bit number.

**Table 11.18.11.2 – Standard information field – G.991.2 Annex G downstream extended training rates – 32-TCPAM symmetric – NPar(3) coding – Octet 3**

Bits		G.991.2 Annex G downstream training rate – 32-TCPAM symmetric NPar(3)s – Octet 3					
8	7	6	5	4	3	2	1
x	x	x	x	x	x	x	x

Downstream base data rate – Maximum 1 (bits 6-1), 32-TCPAM symmetric PSD (Note)

NOTE – The rates are determined by combining (bit 7) and the 6-bits in this octet to create a 7-bit number.

**Table 11.18.11.3 – Standard information field – G.991.2 Annex G  
downstream extended training rates – 32-TCPAM symmetric – NPar(3) coding – Octet 4**

8 7		Bits						G.991.2 Annex G downstream training rate – 32-TCPAM symmetric NPar(3)s – Octet 4
8	7	6	5	4	3	2	1	
x	x	x	x	x	x	x	x	Downstream base data rate – Step 1 (bits 6-1), 32-TCPAM symmetric PSD (Note)

NOTE – The rates are determined by combining (bit 7) and the 6-bits in this octet to create a 7-bit number.

•  
•  
•

**Table 11.18.11.j<sub>2</sub>\*4-4 – Standard information field – G.991.2 Annex G  
downstream extended training rates – 32-TCPAM symmetric – NPar(3) coding – Octet j<sub>2</sub>\*4-3**

8 7		Bits						G.991.2 Annex G downstream training rate – 32-TCPAM symmetric NPar(3)s – Octet j <sub>2</sub> *4-3
8	7	6	5	4	3	2	1	
x	x						x	Downstream base data rate extension – Minimum j <sub>2</sub> (bit 7), 32-TCPAM symmetric PSD
x	x					x		Downstream base data rate extension – Maximum j <sub>2</sub> (bit 7), 32-TCPAM symmetric PSD
x	x				x			Downstream base data rate extension – Step j <sub>2</sub> (bit 7), 32-TCPAM symmetric PSD
x	x	x	x	x				Reserved for allocation by ITU-T

**Table 11.18.11.j<sub>2</sub>\*4-3 – Standard information field – G.991.2 Annex G  
downstream extended training rates – 32-TCPAM symmetric – NPar(3) coding – Octet j<sub>2</sub>\*4-2**

8 7		Bits						G.991.2 Annex G downstream training rate – 32-TCPAM symmetric NPar(3)s – Octet j <sub>2</sub> *4-2
8	7	6	5	4	3	2	1	
x	x	x	x	x	x	x	x	Downstream base data rate extension – Minimum j <sub>2</sub> (bits 6-1), 32-TCPAM symmetric PSD (Note)

NOTE – The rates are determined by combining (bit 7) and the 6-bits in this octet to create a 7-bit number.

**Table 11.18.11.j<sub>2</sub>\*4-2 – Standard information field – G.991.2 Annex G  
downstream extended training rates – 32-TCPAM symmetric – NPar(3) coding – Octet j<sub>2</sub>\*4-1**

8 7		Bits						G.991.2 Annex G downstream training rate – 32-TCPAM symmetric NPar(3)s – Octet j <sub>2</sub> *4-1
8	7	6	5	4	3	2	1	
x	x	x	x	x	x	x	x	Downstream base data rate extension – Maximum j <sub>2</sub> (bits 6-1), 32-TCPAM symmetric PSD (Note)

NOTE – The rates are determined by combining (bit 7) and the 6-bits in this octet to create a 7-bit number.

**Table 11.18.11.j<sub>2</sub>\*4-1 – Standard information field – G.991.2 Annex G downstream extended training rates – 32-TCPAM symmetric – NPar(3) coding – Octet j<sub>2</sub>\*4**

Bits		G.991.2 Annex G downstream training rate – 32-TCPAM symmetric NPar(3)s – Octet j <sub>2</sub> *4					
8	7	6	5	4	3	2	1
x	x	x	x	x	x	x	x

Downstream base data rate extension – Step j<sub>2</sub> (bits 6-1), 32-TCPAM symmetric PSD (Note)

NOTE – The rates are determined by combining (bit 7) and the 6-bits in this octet to create a 7-bit number.

**Table 11.18.12 – Standard information field – G.991.2 Annex G upstream extended training rates – 16-TCPAM symmetric – NPar(3) coding – Octet 1**

Bits		G.991.2 Annex G upstream training rate – 16-TCPAM symmetric NPar(3)s – Octet 1					
8	7	6	5	4	3	2	1
x	x						x
x	x					x	
x	x				x		
x	x	x	x	x			

Upstream base data rate – Minimum 1 (bit 7), 16-TCPAM symmetric PSD

Upstream base data rate – Maximum 1 (bit 7), 16-TCPAM symmetric PSD

Upstream base data rate – Step 1 (bit 7), 16-TCPAM symmetric PSD

Reserved for allocation by ITU-T

**Table 11.18.12.1 – Standard information field – G.991.2 Annex G upstream extended training rates – 16-TCPAM symmetric – NPar(3) coding – Octet 2**

Bits		G.991.2 Annex G upstream training rate – 16-TCPAM symmetric NPar(3)s – Octet 2					
8	7	6	5	4	3	2	1
x	x	x	x	x	x	x	x

Upstream base data rate – Minimum 1 (bits 6-1), 16-TCPAM symmetric PSD (Note)

NOTE – The rates are determined by combining (bit 7) and the 6-bits in this octet to create a 7-bit number.

**Table 11.18.12.2 – Standard information field – G.991.2 Annex G upstream extended training rates – 16-TCPAM symmetric – NPar(3) coding – Octet 3**

Bits		G.991.2 Annex G upstream training rate – 16-TCPAM symmetric NPar(3)s – Octet 3					
8	7	6	5	4	3	2	1
x	x	x	x	x	x	x	x

Upstream base data rate – Maximum 1 (bits 6-1), 16-TCPAM symmetric PSD (Note)

NOTE – The rates are determined by combining (bit 7) and the 6-bits in this octet to create a 7-bit number.

**Table 11.18.12.3 – Standard information field – G.991.2 Annex G upstream extended training rates – 16-TCPAM symmetric – NPar(3) coding – Octet 4**

Bits		G.991.2 Annex G upstream training rate – 16-TCPAM symmetric NPar(3)s – Octet 4					
8	7	6	5	4	3	2	1
x	x	x	x	x	x	x	x

Upstream base data rate – Step 1 (bits 6-1), 16-TCPAM symmetric PSD (Note)

NOTE – The rates are determined by combining (bit 7) and the 6-bits in this octet to create a 7-bit number.

•  
•  
•

**Table 11.18.12.j<sub>3</sub>\*4-4 – Standard information field – G.991.2 Annex G upstream extended training rates – 16-TCPAM symmetric – NPar(3) coding – Octet j<sub>3</sub>\*4-3**

Bits		G.991.2 Annex G upstream training rate – 16-TCPAM symmetric NPar(3)s – Octet j <sub>3</sub> *4-3						
8	7	6	5	4	3	2	1	
x	x						x	Upstream base data rate extension – Minimum j <sub>3</sub> (bit 7), 16-TCPAM symmetric PSD
x	x					x		Upstream base data rate extension – Maximum j <sub>3</sub> (bit 7), 16-TCPAM symmetric PSD
x	x				x			Upstream base data rate extension – Step j <sub>3</sub> (bit 7), 16-TCPAM symmetric PSD
x	x	x	x	x				Reserved for allocation by ITU-T

**Table 11.18.12.j<sub>3</sub>\*4-3 – Standard information field – G.991.2 Annex G upstream extended training rates – 16-TCPAM symmetric – NPar(3) coding – Octet j<sub>3</sub>\*4-2**

Bits		G.991.2 Annex G upstream training rate – 16-TCPAM symmetric NPar(3)s – Octet j <sub>3</sub> *4-2						
8	7	6	5	4	3	2	1	
x	x	x	x	x	x	x	x	Upstream base data rate extension – Minimum j <sub>3</sub> (bits 6-1), 16-TCPAM symmetric PSD (Note)

NOTE – The rates are determined by combining (bit 7) and the 6-bits in this octet to create a 7-bit number.

**Table 11.18.12.j<sub>3</sub>\*4-2 – Standard information field – G.991.2 Annex G upstream extended training rates – 16-TCPAM symmetric – NPar(3) coding – Octet j<sub>3</sub>\*4-1**

Bits		G.991.2 Annex G upstream training rate – 16-TCPAM symmetric NPar(3)s – Octet j <sub>3</sub> *4-1						
8	7	6	5	4	3	2	1	
x	x	x	x	x	x	x	x	Upstream base data rate extension – Maximum j <sub>3</sub> (bits 6-1), 16-TCPAM symmetric PSD (Note)

NOTE – The rates are determined by combining (bit 7) and the 6-bits in this octet to create a 7-bit number.

**Table 11.18.12.j<sub>3</sub>\*4-1 – Standard information field – G.991.2 Annex G upstream extended training rates – 16-TCPAM symmetric – NPar(3) coding – Octet j<sub>3</sub>\*4**

Bits		G.991.2 Annex G upstream training rate – 16-TCPAM symmetric NPar(3)s – Octet j <sub>3</sub> *4						
8	7	6	5	4	3	2	1	
x	x	x	x	x	x	x	x	Upstream base data rate extension – Step j <sub>3</sub> (bits 6-1), 16-TCPAM symmetric PSD (Note)

NOTE – The rates are determined by combining (bit 7) and the 6-bits in this octet to create a 7-bit number.

**Table 11.18.13 – Standard information field – G.991.2 Annex G upstream extended training rates – 32-TCPAM symmetric – NPar(3) coding – Octet 1**

Bits		G.991.2 Annex G upstream training rate – 32-TCPAM symmetric NPar(3)s – Octet 1						
8	7	6	5	4	3	2	1	
x	x						x	Upstream base data rate – Minimum 1 (bit 7), 32-TCPAM symmetric PSD
x	x					x		Upstream base data rate – Maximum 1 (bit 7), 32-TCPAM symmetric PSD
x	x				x			Upstream base data rate – Step 1 (bit 7), 32-TCPAM symmetric PSD
x	x	x	x	x				Reserved for allocation by ITU-T



**Table 11.18.13.1 – Standard information field – G.991.2 Annex G  
upstream extended training rates – 32-TCPAM symmetric – NPar(3) coding – Octet 2**

Bits		G.991.2 Annex G upstream training rate – 32-TCPAM symmetric NPar(3)s – Octet 2					
8	7	6	5	4	3	2	1
x	x	x	x	x	x	x	x

Upstream base data rate – Minimum 1 (bits 6-1), 32-TCPAM symmetric PSD (Note)

NOTE – The rates are determined by combining (bit 7) and the 6-bits in this octet to create a 7-bit number.

**Table 11.18.13.2 – Standard information field – G.991.2 Annex G  
upstream extended training rates – 32-TCPAM symmetric – NPar(3) coding – Octet 3**

Bits		G.991.2 Annex G upstream training rate – 32-TCPAM symmetric NPar(3)s – Octet 3					
8	7	6	5	4	3	2	1
x	x	x	x	x	x	x	x

Upstream base data rate – Maximum 1 (bits 6-1), 32-TCPAM symmetric PSD (Note)

NOTE – The rates are determined by combining (bit 7) and the 6-bits in this octet to create a 7-bit number.

**Table 11.18.13.3 – Standard information field – G.991.2 Annex G  
upstream extended training rates – 32-TCPAM symmetric – NPar(3) coding – Octet 4**

Bits		G.991.2 Annex G upstream training rate – 32-TCPAM symmetric NPar(3)s – Octet 4					
8	7	6	5	4	3	2	1
x	x	x	x	x	x	x	x

Upstream base data rate – Step 1 (bits 6-1), 32-TCPAM symmetric PSD (Note)

NOTE – The rates are determined by combining (bit 7) and the 6-bits in this octet to create a 7-bit number.

•  
•  
•

**Table 11.18.13.j<sub>4</sub>\*4-4 – Standard information field – G.991.2 Annex G  
upstream extended training rates – 32-TCPAM symmetric – NPar(3) coding – Octet j<sub>4</sub>\*4-3**

Bits		G.991.2 Annex G upstream training rate – 32-TCPAM symmetric NPar(3)s – Octet j <sub>4</sub> *4-3					
8	7	6	5	4	3	2	1
x	x						x
x	x					x	
x	x				x		
x	x	x	x	x			

Upstream base data rate extension – Minimum j<sub>4</sub> (bit 7), 32-TCPAM symmetric PSD

Upstream base data rate extension – Maximum j<sub>4</sub> (bit 7), 32-TCPAM symmetric PSD

Upstream base data rate extension – Step j<sub>4</sub> (bit 7), 32-TCPAM symmetric PSD

Reserved for allocation by ITU-T

**Table 11.18.13.j<sub>4</sub>\*4-3 – Standard information field – G.991.2 Annex G  
upstream extended training rates – 32-TCPAM symmetric – NPar(3) coding – Octet j<sub>4</sub>\*4-2**

Bits		G.991.2 Annex G upstream training rate – 32-TCPAM symmetric NPar(3)s – Octet j <sub>4</sub> *4-2					
8	7	6	5	4	3	2	1
x	x	x	x	x	x	x	x

Upstream base data rate extension – Minimum j<sub>4</sub> (bits 6-1), 32-TCPAM symmetric PSD (Note)

NOTE – The rates are determined by combining (bit 7) and the 6-bits in this octet to create a 7-bit number.

**Table 11.18.13.j<sub>4</sub>\*4-2 – Standard information field – G.991.2 Annex G upstream extended training rates – 32-TCPAM symmetric – NPar(3) coding – Octet j<sub>4</sub>\*4-1**

Bits							G.991.2 Annex G upstream training rate – 32-TCPAM symmetric NPar(3)s – Octet j <sub>4</sub> *4-1	
8	7	6	5	4	3	2	1	
x	x	x	x	x	x	x	x	Upstream base data rate extension – Maximum j <sub>4</sub> (bits 6-1), 32-TCPAM symmetric PSD (Note)

NOTE – The rates are determined by combining (bit 7) and the 6-bits in this octet to create a 7-bit number.

**Table 11.18.13.j<sub>4</sub>\*4-1 – Standard information field – G.991.2 Annex G upstream extended training rates – 32-TCPAM symmetric – NPar(3) coding – Octet j<sub>4</sub>\*4**

Bits							G.991.2 Annex G upstream training rate – 32-TCPAM symmetric NPar(3)s – Octet j <sub>4</sub> *4	
8	7	6	5	4	3	2	1	
x	x	x	x	x	x	x	x	Upstream base data rate extension – Step j <sub>4</sub> (bits 6-1), 32-TCPAM symmetric PSD (Note)

NOTE – The rates are determined by combining (bit 7) and the 6-bits in this octet to create a 7-bit number.

**Table 11.18.14 – Standard information field – G.991.2 Annex G downstream extended PMMS rates – NPar(3) coding – Octet 1**

Bits							G.991.2 Annex G downstream PMMS rate NPar(3)s – Octet 1	
8	7	6	5	4	3	2	1	
x	x						x	Downstream base data rate – Minimum 1 (bit 7), 32-TCPAM symmetric PSD
x	x					x		Downstream base data rate – Maximum 1 (bit 7), 32-TCPAM symmetric PSD
x	x				x			Downstream base data rate – Step 1 (bit 7), 32-TCPAM symmetric PSD
x	x	x	x	x				Reserved for use by ITU-T

**Table 11.18.14.1 – Standard information field – G.991.2 Annex G downstream extended PMMS rates – NPar(3) coding – Octet 2**

Bits							G.991.2 Annex G downstream PMMS rate NPar(3)s – Octet 2	
8	7	6	5	4	3	2	1	
x	x	x	x	x	x	x	x	Downstream base data rate – Minimum 1 (bits 6-1), 32-TCPAM symmetric PSD (Note)

NOTE – The rates are determined by combining (bit 7) and the 6-bits in this octet to create a 7-bit number.

**Table 11.18.14.2 – Standard information field – G.991.2 Annex G downstream extended PMMS rates – NPar(3) coding – Octet 3**

Bits							G.991.2 Annex G downstream PMMS rate NPar(3)s – Octet 3	
8	7	6	5	4	3	2	1	
x	x	x	x	x	x	x	x	Downstream base data rate – Maximum 1 (bits 6-1), 32-TCPAM symmetric PSD (Note)

NOTE – The rates are determined by combining (bit 7) and the 6-bits in this octet to create a 7-bit number.

**Table 11.18.14.3 – Standard information field – G.991.2 Annex G downstream extended PMMS rates – NPar(3) coding – Octet 4**

		Bits						
8	7	6	5	4	3	2	1	
x	x	x	x	x	x	x	x	G.991.2 Annex G downstream PMMS rate NPar(3)s – Octet 4 Downstream base data rate – Step 1 (bits 6-1), 32-TCPAM symmetric PSD (Note)

NOTE – The rates are determined by combining (bit 7) and the 6-bits in this octet to create a 7-bit number.

•  
•  
•

**Table 11.18.14.j<sub>5</sub>\*4-4 – Standard information field – G.991.2 Annex G downstream extended PMMS rates – NPar(3) coding – Octet j<sub>5</sub>\*4-3**

		Bits						
8	7	6	5	4	3	2	1	
x	x						x	Downstream base data rate extension – Minimum j <sub>5</sub> (bit 7), 32-TCPAM symmetric PSD
x	x					x		Downstream base data rate extension – Maximum j <sub>5</sub> (bit 7), 32-TCPAM symmetric PSD
x	x				x			Downstream base data rate extension – Step j <sub>5</sub> (bit 7), 32-TCPAM symmetric PSD
x	x	x	x	x				Reserved for allocation by ITU-T

**Table 11.18.14.j<sub>5</sub>\*4-3 – Standard information field – G.991.2 Annex G downstream extended PMMS rates – NPar(3) coding – Octet j<sub>5</sub>\*4-2**

		Bits						
8	7	6	5	4	3	2	1	
x	x	x	x	x	x	x	x	G.991.2 Annex G downstream PMMS rate NPar(3)s – Octet j <sub>5</sub> *4-2 Downstream base data rate extension –Minimum j <sub>5</sub> (bits 6-1), 32-TCPAM symmetric PSD (Note)

NOTE – The rates are determined by combining (bit 7) and the 6-bits in this octet to create a 7-bit number.

**Table 11.18.14.j<sub>5</sub>\*4-2 – Standard information field – G.991.2 Annex G downstream extended PMMS rates – NPar(3) coding – Octet j<sub>5</sub>\*4-1**

		Bits						
8	7	6	5	4	3	2	1	
x	x	x	x	x	x	x	x	G.991.2 Annex G downstream PMMS rate NPar(3)s – Octet j <sub>5</sub> *4-1 Downstream base data rate extension –Maximum j <sub>5</sub> (bits 6-1), 32-TCPAM symmetric PSD (Note)

NOTE – The rates are determined by combining (bit 7) and the 6-bits in this octet to create a 7-bit number.

**Table 11.18.14.j<sub>5</sub>\*4-1 – Standard information field – G.991.2 Annex G downstream extended PMMS rates – NPar(3) coding – Octet j<sub>5</sub>\*4**

8		7		Bits						G.991.2 Annex G downstream PMMS rate NPar(3)s – Octet j <sub>5</sub> *4
8	7	6	5	4	3	2	1			
x	x	x	x	x	x	x	x	x	Downstream base data rate extension – Step j <sub>5</sub> (bits 6-1), 32-TCPAM symmetric PSD (Note)	

NOTE – The rates are determined by combining (bit 7) and the 6-bits in this octet to create a 7-bit number.

**Table 11.18.15 – Standard information field – G.991.2 Annex G upstream extended PMMS rates – NPar(3) coding – Octet 1**

8		7		Bits						G.991.2 Annex G upstream PMMS rate NPar(3)s – Octet 1
8	7	6	5	4	3	2	1			
x	x							x	Upstream base data rate – Minimum 1 (bit 7), 32-TCPAM symmetric PSD	
x	x						x		Upstream base data rate – Maximum 1 (bit 7), 32-TCPAM symmetric PSD	
x	x					x			Upstream base data rate – Step 1 (bit 7), 32-TCPAM symmetric PSD	
x	x	x	x	x					Reserved for use by ITU-T	

**Table 11.18.15.1 – Standard information field – G.991.2 Annex G upstream extended PMMS rates – NPar(3) coding – Octet 2**

8		7		Bits						G.991.2 Annex G upstream PMMS rate NPar(3)s – Octet 2
8	7	6	5	4	3	2	1			
x	x	x	x	x	x	x	x	x	Upstream base data rate – Minimum 1 (bits 6-1), 32-TCPAM symmetric PSD (Note)	

NOTE – The rates are determined by combining (bit 7) and the 6-bits in this octet to create a 7-bit number.

**Table 11.18.15.2 – Standard information field – G.991.2 Annex G upstream extended PMMS rates – NPar(3) coding – Octet 3**

8		7		Bits						G.991.2 Annex G upstream PMMS rate NPar(3)s – Octet 3
8	7	6	5	4	3	2	1			
x	x	x	x	x	x	x	x	x	Upstream base data rate – Maximum 1 (bits 6-1), 32-TCPAM symmetric PSD (Note)	

NOTE – The rates are determined by combining (bit 7) and the 6-bits in this octet to create a 7-bit number.

**Table 11.18.15.3 – Standard information field – G.991.2 Annex G upstream extended PMMS rates – NPar(3) coding – Octet 4**

8		7		Bits						G.991.2 Annex G upstream PMMS rate NPar(3)s – Octet 4
8	7	6	5	4	3	2	1			
x	x	x	x	x	x	x	x	x	Upstream base data rate – Step 1 (bits 6-1), 32-TCPAM symmetric PSD (Note)	

NOTE – The rates are determined by combining (bit 7) and the 6-bits in this octet to create a 7-bit number.

•  
•  
•

**Table 11.18.15.j<sub>6</sub>\*4-4 – Standard information field – G.991.2 Annex G upstream extended PMMS rates – NPar(3) coding – Octet j<sub>6</sub>\*4-3**

8		7		Bits						G.991.2 Annex G upstream PMMS rate NPar(3)s – Octet j <sub>6</sub> *4-3
8	7	6	5	4	3	2	1			
x	x							x	Upstream base data rate extension – Minimum j <sub>6</sub> (bit 7), 32-TCPAM symmetric PSD	
x	x						x		Upstream base data rate extension – Maximum j <sub>6</sub> (bit 7), 32-TCPAM symmetric PSD	
x	x					x			Upstream base data rate extension – Step j <sub>6</sub> (bit 7), 32-TCPAM symmetric PSD	
x	x	x	x	x					Reserved for allocation by ITU-T	

**Table 11.18.15.j<sub>6</sub>\*4-3 – Standard information field – G.991.2 Annex G upstream extended PMMS rates – NPar(3) coding – Octet j<sub>6</sub>\*4-2**

8		7		Bits						G.991.2 Annex G upstream PMMS rate NPar(3)s – Octet j <sub>6</sub> *4-2
8	7	6	5	4	3	2	1			
x	x	x	x	x	x	x	x		Upstream base data rate extension – Minimum j <sub>6</sub> (bits 6-1), 32-TCPAM symmetric PSD (Note)	

NOTE – The rates are determined by combining (bit 7) and the 6-bits in this octet to create a 7-bit number.

**Table 11.18.15.j<sub>6</sub>\*4-2 – Standard information field – G.991.2 Annex G upstream extended PMMS rates – NPar(3) coding – Octet j<sub>6</sub>\*4-1**

8		7		Bits						G.991.2 Annex G upstream PMMS rate NPar(3)s – Octet j <sub>6</sub> *4-1
8	7	6	5	4	3	2	1			
x	x	x	x	x	x	x	x		Upstream base data rate extension – Maximum j <sub>6</sub> (bits 6-1), 32-TCPAM symmetric PSD (Note)	

NOTE – The rates are determined by combining (bit 7) and the 6-bits in this octet to create a 7-bit number.

**Table 11.18.15.j<sub>6</sub>\*4-1 – Standard information field – G.991.2 Annex G upstream extended PMMS rates – NPar(3) coding – Octet j<sub>6</sub>\*4**

8		7		Bits						G.991.2 Annex G upstream PMMS rate NPar(3)s – Octet j <sub>6</sub> *4
8	7	6	5	4	3	2	1			
x	x	x	x	x	x	x	x		Upstream base data rate extension – Step j <sub>6</sub> (bits 6-1), 32-TCPAM symmetric PSD (Note)	

NOTE – The rates are determined by combining (bit 7) and the 6-bits in this octet to create a 7-bit number.

### 9.4.12 ETSI MCM VDSL Par(2)/Par(3) parameters

**Table 11.23 – Standard information field – ETSI MCM VDSL – NPar(2) coding**

Bits		ETSI MCM VDSL Npar(2)s						
8	7	6	5	4	3	2	1	
x	x	x	x	x	x	x	1	Upstream use of lower band
x	x	x	x	x	x	1	x	Downstream use of lower band
x	x	x	x	x	1	x	x	Reserved for allocation by ETSI
x	x	x	x	1	x	x	x	STM
x	x	x	1	x	x	x	x	ATM
x	x	1	x	x	x	x	x	G.997.1 – Clear EOC OAM
x	x	0	0	0	0	0	0	No parameters in this octet

**Table 11.24 – Standard information field – ETSI MCM VDSL – SPar(2) coding**

Bits		ETSI MCM VDSL Spar(2)s						
8	7	6	5	4	3	2	1	
x	x	x	x	x	x	x	1	Sub-channel information (Note)
x	x	x	x	x	x	1	x	Reserved for allocation by ETSI
x	x	x	x	x	1	x	x	Reserved for allocation by ETSI
x	x	x	x	1	x	x	x	IDFT/DFT size
x	x	x	1	x	x	x	x	Initial length of CE
x	x	1	x	x	x	x	x	Reserved for allocation by ETSI
x	x	0	0	0	0	0	0	No parameters in this octet

NOTE – The use of this bit is for further study and shall be set to ZERO in CLR, CL, MP and MS messages. This bit specifies the supported bearer channels for VDSL upstream/downstream transmissions in the TPS-TC sub-layer. The bearer channels are for further study.

**Table 11.24.4 – Standard information field – ETSI MCM VDSL IDFT/DFT size – NPar(3) coding**

Bits		ETSI MCM VDSL IDFT/DFT size Npar(3)s						
8	7	6	5	4	3	2	1	
x	x	$n_5$	$n_4$	$n_3$	$n_2$	$n_1$	$n_0$	IDFT/DFT size ( $n \times 256$ points)

**Table 11.24.5 – Standard information field – ETSI MCM VDSL initial length of CE – NPar(3) coding – Octet 1**

Bits		ETSI MCM VDSL initial length of CE Npar(3)s – Octet 1						
8	7	6	5	4	3	2	1	
x	x	0	0	$ce_9$	$ce_8$	$ce_7$	$ce_6$	Initial sample length of cyclic extension (high order bits)

**Table 11.24.5.1 – Standard information field – ETSI MCM VDSL initial length of CE – NPar(3) coding – Octet 2**

Bits		ETSI MCM VDSL initial length of CE Npar(3)s – Octet 2						
8	7	6	5	4	3	2	1	
x	x	$ce_5$	$ce_4$	$ce_3$	$ce_2$	$ce_1$	$ce_0$	Initial sample length of cyclic extension (high order bits)

### 9.4.15 G.992.3 Annexes A/L Par(2)/Par(3) parameters

**Table 11.29 – Standard information field – G.992.3 Annexes A/L NPar(2) coding**

Bits		G.992.3 Annexes A/L NPar(2)s						
8	7	6	5	4	3	2	1	
x	x	x	x	x	x	x	1	NTR
x	x	x	x	x	x	1	x	Short initialization
x	x	x	x	x	1	x	x	Diagnostics mode
x	x	x	x	1	x	x	x	Reserved for allocation by ITU-T
x	x	x	1	x	x	x	x	Reserved for allocation by ITU-T
x	x	1	x	x	x	x	x	Reserved for allocation by ITU-T
x	x	0	0	0	0	0	0	No parameters in this octet

**Table 11.30 – Standard information field – G.992.3 Annexes A/L SPar(2) coding – Octet 1**

Bits		G.992.3 Annexes A/L SPar(2)s – Octet 1						
8	7	6	5	4	3	2	1	
x	x	x	x	x	x	x	1	Spectrum bounds upstream
x	x	x	x	x	x	1	x	Spectrum shaping upstream
x	x	x	x	x	1	x	x	Spectrum bounds downstream
x	x	x	x	1	x	x	x	Spectrum shaping downstream
x	x	x	1	x	x	x	x	Transmit signal images above the Nyquist frequency
x	x	1	x	x	x	x	x	Annex L reach extended PSD masks (Annex L)
x	x	0	0	0	0	0	0	No parameters in this octet

**Table 11.30.0.1 – Standard information field – G.992.3 Annexes A/L SPar(2) coding – Octet 2**

Bits		G.992.3 Annexes A/L SPar(2)s – Octet 2						
8	7	6	5	4	3	2	1	
x	x	x	x	x	x	x	1	Downstream overhead data rate
x	x	x	x	x	x	1	x	Upstream overhead data rate
x	x	x	x	x	1	x	x	Maximum number of downstream TPS-TC functions of each type
x	x	x	x	1	x	x	x	Maximum number of upstream TPS-TC functions of each type
x	x	x	1	x	x	x	x	Reserved for allocation by ITU-T
x	x	1	x	x	x	x	x	Reserved for allocation by ITU-T
x	x	0	0	0	0	0	0	No parameters in this octet

**Table 11.30.0.2 – Standard information field – G.992.3 Annexes A/L SPar(2) coding – Octet 3**

		Bits						G.992.3 Annexes A/L SPar(2)s – Octet 3
8	7	6	5	4	3	2	1	
x	x	x	x	x	x	x	1	Downstream STM TPS-TC #0
x	x	x	x	x	x	1	x	Upstream STM TPS-TC #0
x	x	x	x	x	1	x	x	Downstream ATM TPS-TC #0
x	x	x	x	1	x	x	x	Upstream ATM TPS-TC #0
x	x	x	1	x	x	x	x	Downstream PTM TPS-TC #0
x	x	1	x	x	x	x	x	Upstream PTM TPS-TC #0
x	x	0	0	0	0	0	0	No parameters in this octet

**Table 11.30.0.3 – Standard information field – G.992.3 Annexes A/L SPar(2) coding – Octet 4**

		Bits						G.992.3 Annexes A/L SPar(2)s – Octet 4
8	7	6	5	4	3	2	1	
x	x	x	x	x	x	x	1	Downstream PMS-TC latency path #0 supported
x	x	x	x	x	x	1	x	Upstream PMS-TC latency path #0 supported
x	x	x	x	x	1	x	x	Reserved for allocation by ITU-T
x	x	x	x	1	x	x	x	Reserved for allocation by ITU-T
x	x	x	1	x	x	x	x	Reserved for allocation by ITU-T
x	x	1	x	x	x	x	x	Reserved for allocation by ITU-T
x	x	0	0	0	0	0	0	No parameters in this octet

**Table 11.30.0.4 – Standard information field – G.992.3 Annexes A/L SPar(2) coding – Octet 5**

		Bits						G.992.3 Annexes A/L SPar(2)s – Octet 5
8	7	6	5	4	3	2	1	
x	x	x	x	x	x	x	1	Downstream STM TPS-TC #1
x	x	x	x	x	x	1	x	Upstream STM TPS-TC #1
x	x	x	x	x	1	x	x	Downstream ATM TPS-TC #1
x	x	x	x	1	x	x	x	Upstream ATM TPS-TC #1
x	x	x	1	x	x	x	x	Downstream PTM TPS-TC #1
x	x	1	x	x	x	x	x	Upstream PTM TPS-TC #1
x	x	0	0	0	0	0	0	No parameters in this octet

**Table 11.30.0.5 – Standard information field – G.992.3 Annexes A/L SPar(2) coding – Octet 6**

		Bits						G.992.3 Annexes A/L SPar(2)s – Octet 6
8	7	6	5	4	3	2	1	
x	x	x	x	x	x	x	1	Downstream PMS-TC latency path #1 supported
x	x	x	x	x	x	1	x	Upstream PMS-TC latency path #1 supported
x	x	x	x	x	1	x	x	Reserved for allocation by ITU-T
x	x	x	x	1	x	x	x	Reserved for allocation by ITU-T
x	x	x	1	x	x	x	x	Reserved for allocation by ITU-T
x	x	1	x	x	x	x	x	Reserved for allocation by ITU-T
x	x	0	0	0	0	0	0	No parameters in this octet



**Table 11.30.0.6 – Standard information field – G.992.3 Annexes A/L SPar(2) coding – Octet 7**

		Bits						G.992.3 Annexes A/L SPar(2)s – Octet 7
8	7	6	5	4	3	2	1	
x	x	x	x	x	x	x	1	Downstream STM TPS-TC #2
x	x	x	x	x	x	1	x	Upstream STM TPS-TC #2
x	x	x	x	x	1	x	x	Downstream ATM TPS-TC #2
x	x	x	x	1	x	x	x	Upstream ATM TPS-TC #2
x	x	x	1	x	x	x	x	Downstream PTM TPS-TC #2
x	x	1	x	x	x	x	x	Upstream PTM TPS-TC #2
x	x	0	0	0	0	0	0	No parameters in this octet

**Table 11.30.0.7 – Standard information field – G.992.3 Annexes A/L SPar(2) coding – Octet 8**

		Bits						G.992.3 Annexes A/L SPar(2)s – Octet 8
8	7	6	5	4	3	2	1	
x	x	x	x	x	x	x	1	Downstream PMS-TC latency path #2 supported
x	x	x	x	x	x	1	x	Upstream PMS-TC latency path #2 supported
x	x	x	x	x	1	x	x	Reserved for allocation by ITU-T
x	x	x	x	1	x	x	x	Reserved for allocation by ITU-T
x	x	x	1	x	x	x	x	Reserved for allocation by ITU-T
x	x	1	x	x	x	x	x	Reserved for allocation by ITU-T
x	x	0	0	0	0	0	0	No parameters in this octet

**Table 11.30.0.8 – Standard information field – G.992.3 Annexes A/L SPar(2) coding – Octet 9**

		Bits						G.992.3 Annexes A/L SPar(2)s – Octet 9
8	7	6	5	4	3	2	1	
x	x	x	x	x	x	x	1	Downstream STM TPS-TC #3
x	x	x	x	x	x	1	x	Upstream STM TPS-TC #3
x	x	x	x	x	1	x	x	Downstream ATM TPS-TC #3
x	x	x	x	1	x	x	x	Upstream ATM TPS-TC #3
x	x	x	1	x	x	x	x	Downstream PTM TPS-TC #3
x	x	1	x	x	x	x	x	Upstream PTM TPS-TC #3
x	x	0	0	0	0	0	0	No parameters in this octet

**Table 11.30.0.9 – Standard information field – G.992.3 Annexes A/L SPar(2) coding – Octet 10**

		Bits						G.992.3 Annexes A/L SPar(2)s – Octet 10
8	7	6	5	4	3	2	1	
x	x	x	x	x	x	x	1	Downstream PMS-TC latency path #3 supported
x	x	x	x	x	x	1	x	Upstream PMS-TC latency path #3 supported
x	x	x	x	x	1	x	x	Reserved for allocation by ITU-T
x	x	x	x	1	x	x	x	Reserved for allocation by ITU-T
x	x	x	1	x	x	x	x	Reserved for allocation by ITU-T
x	x	1	x	x	x	x	x	Reserved for allocation by ITU-T
x	x	0	0	0	0	0	0	No parameters in this octet

**Table 11.30.1 – Standard information field – G.992.3 Annexes A/L spectrum bounds upstream NPar(3) coding – Octet 1**

		Bits						
8	7	6	5	4	3	2	1	
x	x	0	0	0	x	x	x	G.992.3 Annexes A/L spectrum bounds upstream NPar(3)s – Octet 1 NOMPSDus (bits 9 to 7)

**Table 11.30.1.1 – Standard information field – G.992.3 Annexes A/L spectrum bounds upstream NPar(3) coding – Octet 2**

		Bits						
8	7	6	5	4	3	2	1	
x	x	x	x	x	x	x	x	G.992.3 Annexes A/L spectrum bounds upstream NPar(3)s – Octet 2 NOMPSDus (bits 6 to 1)

**Table 11.30.1.2 – Standard information field – G.992.3 Annexes A/L spectrum bounds upstream NPar(3) coding – Octet 3**

		Bits						
8	7	6	5	4	3	2	1	
x	x	0	0	0	x	x	x	G.992.3 Annexes A/L spectrum bounds upstream NPar(3)s – Octet 3 MAXNOMPSDus (bits 9 to 7)

**Table 11.30.1.3 – Standard information field – G.992.3 Annexes A/L spectrum bounds upstream NPar(3) coding – Octet 4**

		Bits						
8	7	6	5	4	3	2	1	
x	x	x	x	x	x	x	x	G.992.3 Annexes A/L spectrum bounds upstream NPar(3)s – Octet 4 MAXNOMPSDus (bits 6 to 1)

**Table 11.30.1.4 – Standard information field – G.992.3 Annexes A/L spectrum bounds upstream NPar(3) coding – Octet 5**

		Bits						
8	7	6	5	4	3	2	1	
x	x	0	0	0	x	x	x	G.992.3 Annexes A/L spectrum bounds upstream NPar(3)s – Octet 5 MAXNOMATPus (bits 9 to 7)

**Table 11.30.1.5 – Standard information field – G.992.3 Annexes A/L spectrum bounds upstream NPar(3) coding – Octet 6**

		Bits						
8	7	6	5	4	3	2	1	
x	x	x	x	x	x	x	x	G.992.3 Annexes A/L spectrum bounds upstream NPar(3)s – Octet 6 MAXNOMATPus (bits 6 to 1)

**Table 11.30.2 – Standard information field – G.992.3 Annexes A/L spectrum shaping upstream NPar(3) coding – Octet 1**

		Bits						
8	7	6	5	4	3	2	1	
x	x	x	x	x	x	x	x	G.992.3 Annexes A/L spectrum shaping upstream NPar(3)s – Octet 1 "First" subcarrier index i (bits 12 to 7)

**Table 11.30.2.1 – Standard information field – G.992.3 Annexes A/L spectrum shaping upstream NPar(3) coding – Octet 2**

		Bits						
8	7	6	5	4	3	2	1	
x	x	x	x	x	x	x	x	"First" subcarrier index i (bits 6 to 1)

G.992.3 Annexes A/L spectrum shaping upstream NPar(3)s – Octet 2

**Table 11.30.2.2 – Standard information field – G.992.3 Annexes A/L spectrum shaping upstream NPar(3) coding – Octet 3**

		Bits						
8	7	6	5	4	3	2	1	
		x						"First" subcarrier in supported set
x	x		0	0	0	0	x	"First" log <sub>2</sub> tss <sub>i</sub> (bit 7)

G.992.3 Annexes A/L spectrum shaping upstream NPar(3)s – Octet 3

**Table 11.30.2.3 – Standard information field – G.992.3 Annexes A/L spectrum shaping upstream NPar(3) coding – Octet 4**

		Bits						
8	7	6	5	4	3	2	1	
x	x	x	x	x	x	x	x	"First" log <sub>2</sub> tss <sub>i</sub> (bits 6 to 1)

G.992.3 Annexes A/L spectrum shaping upstream NPar(3)s – Octet 4

**Table 11.30.2.4\*(j-1) – Standard information field – G.992.3 Annexes A/L spectrum shaping upstream NPar(3) coding – Octet 4\*(j-1)+1**

		Bits						
8	7	6	5	4	3	2	1	
x	x	x	x	x	x	x	x	"Last" subcarrier index i (bits 12 to 7)

G.992.3 Annexes A/L spectrum shaping upstream NPar(3)s – Octet 4\*(j – 1) + 1

NOTE – j is the number of subcarrier indices used to specify the spectral shape.

**Table 11.30.2.4\*(j-1)+1 – Standard information field – G.992.3 Annexes A/L spectrum shaping upstream NPar(3) coding – Octet 4\*(j-1)+2**

		Bits						
8	7	6	5	4	3	2	1	
x	x	x	x	x	x	x	x	"Last" subcarrier index i (bits 6 to 1)

G.992.3 Annexes A/L spectrum shaping upstream NPar(3)s – Octet 4\*(j – 1) + 2

NOTE – j is the number of subcarrier indices used to specify the spectral shape.

**Table 11.30.2.4\*(j-1)+2 – Standard information field – G.992.3 Annexes A/L spectrum shaping upstream NPar(3) coding – Octet 4\*(j-1)+3**

		Bits						
8	7	6	5	4	3	2	1	
		x						"Last" subcarrier in supported set
x	x		0	0	0	0	x	"Last" log <sub>2</sub> tss <sub>i</sub> (bit 7)

G.992.3 Annexes A/L spectrum shaping upstream NPar(3)s – Octet 4\*(j – 1) + 3

NOTE – j is the number of subcarrier indices used to specify the spectral shape.

**Table 11.30.2.4\*(j-1)+3 – Standard information field – G.992.3 Annexes A/L spectrum shaping upstream NPar(3) coding – Octet 4\*(j-1)+4**

8 7		Bits					G.992.3 Annexes A/L spectrum shaping upstream NPar(3)s – Octet 4*(j-1)+4	
		6	5	4	3	2	1	
x	x	x	x	x	x	x	x	"Last" log <sub>2</sub> tss <sub>i</sub> (bits 6 to 1)

**Table 11.30.3 – Standard information field – G.992.3 Annexes A/L spectrum bounds downstream NPar(3) coding – Octet 1**

8 7		Bits					G.992.3 Annexes A/L spectrum bounds downstream NPar(3)s – Octet 1	
		6	5	4	3	2	1	
x	x	0	0	0	x	x	x	NOMPSDds (bits 9 to 7)

**Table 11.30.3.1 – Standard information field – G.992.3 Annexes A/L spectrum bounds downstream NPar(3) coding – Octet 2**

8 7		Bits					G.992.3 Annexes A/L spectrum bounds downstream NPar(3)s – Octet 2	
		6	5	4	3	2	1	
x	x	x	x	x	x	x	x	NOMPSDds (bits 6 to 1)

**Table 11.30.3.2 – Standard information field – G.992.3 Annexes A/L spectrum bounds downstream NPar(3) coding – Octet 3**

8 7		Bits					G.992.3 Annexes A/L spectrum bounds downstream NPar(3)s – Octet 3	
		6	5	4	3	2	1	
x	x	0	0	0	x	x	x	MAXNOMPSDds (bits 9 to 7)

**Table 11.30.3.3 – Standard information field – G.992.3 Annexes A/L spectrum bounds downstream NPar(3) coding – Octet 4**

8 7		Bits					G.992.3 Annexes A/L spectrum bounds downstream NPar(3)s – Octet 4	
		6	5	4	3	2	1	
x	x	x	x	x	x	x	x	MAXNOMPSDds (bits 6 to 1)

**Table 11.30.3.4 – Standard information field – G.992.3 Annexes A/L spectrum bounds downstream NPar(3) coding – Octet 5**

8 7		Bits					G.992.3 Annexes A/L spectrum bounds downstream NPar(3)s – Octet 5	
		6	5	4	3	2	1	
x	x	0	0	0	x	x	x	MAXNOMATPDs (bits 9 to 7)

**Table 11.30.3.5 – Standard information field – G.992.3 Annexes A/L spectrum bounds downstream NPar(3) coding – Octet 6**

8 7		Bits					G.992.3 Annexes A/L spectrum bounds downstream NPar(3)s – Octet 6	
		6	5	4	3	2	1	
x	x	x	x	x	x	x	x	MAXNOMATPDs (bits 6 to 1)

**Table 11.30.4 – Standard information field – G.992.3 Annexes A/L spectrum shaping downstream NPar(3) coding – Octet 1**

		Bits						
8	7	6	5	4	3	2	1	
x	x	x	x	x	x	x	x	G.992.3 Annexes A/L spectrum shaping downstream NPar(3)s – Octet 1
								"First" subcarrier index i (bits 12 to 7)

**Table 11.30.4.1 – Standard information field – G.992.3 Annexes A/L spectrum shaping downstream NPar(3) coding – Octet 2**

		Bits						
8	7	6	5	4	3	2	1	
x	x	x	x	x	x	x	x	G.992.3 Annexes A/L spectrum shaping downstream NPar(3)s – Octet 2
								"First" subcarrier index i (bits 6 to 1)

**Table 11.30.4.2 – Standard information field – G.992.3 Annexes A/L spectrum shaping downstream NPar(3) coding – Octet 3**

		Bits						
8	7	6	5	4	3	2	1	
		x						G.992.3 Annexes A/L spectrum shaping downstream NPar(3)s – Octet 3
x	x	0	0	0	0	0	x	"First" subcarrier in supported set
								"First" log <sub>2</sub> tss <sub>i</sub> (bit 7)

**Table 11.30.4.3 – Standard information field – G.992.3 Annexes A/L spectrum shaping downstream NPar(3) coding – Octet 4**

		Bits						
8	7	6	5	4	3	2	1	
x	x	x	x	x	x	x	x	G.992.3 Annexes A/L spectrum shaping downstream NPar(3)s – Octet 4
								"First" log <sub>2</sub> tss <sub>i</sub> (bits 6 to 1)

**Table 11.30.4.4\*(j-1) – Standard information field – G.992.3 Annexes A/L spectrum shaping downstream NPar(3) coding – Octet 4\*(j-1)+1**

		Bits						
8	7	6	5	4	3	2	1	
x	x	x	x	x	x	x	x	G.992.3 Annexes A/L spectrum shaping downstream NPar(3)s – Octet 4*(j-1) + 1
								"Last" subcarrier index i (bits 12 to 7)

NOTE – j is the number of subcarrier indices used to specify the spectral shape.

**Table 11.30.4.4\*(j-1)+1 – Standard information field – G.992.3 Annexes A/L spectrum shaping downstream NPar(3) coding – Octet 4\*(j-1)+2**

		Bits						
8	7	6	5	4	3	2	1	
x	x	x	x	x	x	x	x	G.992.3 Annexes A/L spectrum shaping downstream NPar(3)s – Octet 4*(j-1) + 2
								"Last" subcarrier index i (bits 6 to 1)

NOTE – j is the number of subcarrier indices used to specify the spectral shape.

**Table 11.30.4.4\*(j-1)+2 – Standard information field – G.992.3 Annexes A/L spectrum shaping downstream NPar(3) coding – Octet 4\*(j-1)+3**

Bits		G.992.3 Annexes A/L spectrum shaping downstream NPar(3)s – Octet 4*(j-1) + 3					
8	7	6	5	4	3	2	1
x	x	x					
							"Last" subcarrier in supported set
			0	0	0	0	x
							"Last" log <sub>2</sub> tss <sub>i</sub> (bit 7)

NOTE – j is the number of subcarrier indices used to specify the spectral shape.

**Table 11.30.4.4\*(j-1)+3 – Standard information field – G.992.3 Annexes A/L spectrum shaping downstream NPar(3) coding – Octet 4\*(j-1)+4**

Bits		G.992.3 Annexes A/L spectrum shaping downstream NPar(3)s – Octet 4*(j-1) + 4					
8	7	6	5	4	3	2	1
x	x	x	x	x	x	x	x
							"Last" log <sub>2</sub> tss <sub>i</sub> (bits 6 to 1)

**Table 11.30.5 – Standard information field – G.992.3 Annexes A/L transmit signal images above the Nyquist frequency NPar(3) coding**

Bits		G.992.3 Annexes A/L transmit signal images above the Nyquist frequency NPar(3)s					
8	7	6	5	4	3	2	1
x	x	x	x	x	x		
							IDFT size N
x	x					x	x
							IFFT fill

**Table 11.30.6 – Standard information field – G.992.3 Annex L reach extended PSD masks NPar(3) coding – Octet 1**

Bits		G.992.3 Annex L reach extended PSD masks NPar(3)s – Octet 1					
8	7	6	5	4	3	2	1
x	x	x	x	x	x	x	1
							Upstream mask 1 supported
x	x	x	x	x	x	1	x
							Upstream mask 2 supported
x	x	x	x	x	1	x	x
							Reserved for allocation by ITU-T
x	x	x	x	1	x	x	x
							Reserved for allocation by ITU-T
x	x	x	1	x	x	x	x
							Reserved for allocation by ITU-T
x	x	1	x	x	x	x	x
							Reserved for allocation by ITU-T
x	x	0	0	0	0	0	0
							No parameters in this octet

**Table 11.30.6.1 – Standard information field – G.992.3 Annex L reach extended PSD masks NPar(3) coding – Octet 2**

Bits		G.992.3 Annex L reach extended PSD masks NPar(3)s – Octet 2					
8	7	6	5	4	3	2	1
x	x	x	x	x	x	x	1
							Downstream non-overlapped mask supported
x	x	x	x	x	x	1	x
							Downstream overlapped mask supported
x	x	x	x	x	1	x	x
							Reserved for allocation by ITU-T
x	x	x	x	1	x	x	x
							Reserved for allocation by ITU-T
x	x	x	1	x	x	x	x
							Reserved for allocation by ITU-T
x	x	1	x	x	x	x	x
							Reserved for allocation by ITU-T
x	x	0	0	0	0	0	0
							No parameters in this octet

**Table 11.30.7 – Standard information field – G.992.3 Annexes A/L  
downstream overhead data rate NPar(3) coding**

		Bits						
8	7	6	5	4	3	2	1	
x	x	x	x	x	x	x	x	G.992.3 Annexes A/L downstream overhead data rate NPar(3)s
								Minimum overhead data rate $((n + 1) \times 1 \text{ kbit/s}, n = 3 \text{ to } 63)$

**Table 11.30.8 – Standard information field – G.992.3 Annexes A/L  
upstream overhead data rate NPar(3) coding**

		Bits						
8	7	6	5	4	3	2	1	
x	x	x	x	x	x	x	x	G.992.3 Annexes A/L upstream overhead data rate NPar(3)s
								Minimum overhead data rate $((n + 1) \times 1 \text{ kbit/s}, n = 3 \text{ to } 63)$

**Table 11.30.9 – Standard information field – G.992.3 Annexes A/L  
maximum number of downstream TPS-TC functions of each type NPar(3) coding – Octet 1**

		Bits						
8	7	6	5	4	3	2	1	
x	x				x	x	x	G.992.3 Annexes A/L maximum number of downstream TPS-TC functions of each type NPar(3)s – Octet 1
								Maximum number of downstream STM TPS-TCs (n = 0 to 4)
x	x	x	x	x				Maximum number of downstream ATM TPS-TCs (n = 0 to 4)

**Table 11.30.9.1 – Standard information field – G.992.3 Annexes A/L  
maximum number of downstream TPS-TC functions of each type NPar(3) coding – Octet 2**

		Bits						
8	7	6	5	4	3	2	1	
x	x				x	x	x	G.992.3 Annexes A/L maximum number of downstream TPS-TC functions of each type NPar(3)s – Octet 2
								Maximum number of downstream PTM TPS-TCs (n = 0 to 4)
x	x	x	x	x				Reserved for allocation by ITU-T

**Table 11.30.10 – Standard information field – G.992.3 Annexes A/L  
maximum number of upstream TPS-TC functions of each type NPar(3) coding – Octet 1**

		Bits						
8	7	6	5	4	3	2	1	
x	x				x	x	x	G.992.3 Annexes A/L maximum number of upstream TPS-TC functions of each type NPar(3)s – Octet 1
								Maximum number of upstream STM TPS-TCs (n = 0 to 4)
x	x	x	x	x				Maximum number of upstream ATM TPS-TCs (n = 0 to 4)

**Table 11.30.10.1 – Standard information field – G.992.3 Annexes A/L  
maximum number of upstream TPS-TC functions of each type NPar(3) coding – Octet 2**

		Bits						
8	7	6	5	4	3	2	1	
x	x				x	x	x	G.992.3 Annexes A/L maximum number of upstream TPS-TC functions of each type NPar(3)s – Octet 2
								Maximum number of upstream PTM TPS-TCs (n = 0 to 4)
x	x	x	x	x				Reserved for allocation by ITU-T

**Table 11.30.13 – Standard information field – G.992.3 Annexes A/L  
downstream STM TPS-TC #0 NPar(3) coding – Octet 1**

8		7		6		5		4		3		2		1	
G.992.3 Annexes A/L downstream STM TPS-TC #0 NPar(3)s – Octet 1															
x	x	x	x	x	x	x	x	x	x	x	x	x	x	x	x
Net_min (minimum net data rate, bits 12 to 7)															

**Table 11.30.13.1 – Standard information field – G.992.3 Annexes A/L  
downstream STM TPS-TC #0 NPar(3) coding – Octet 2**

8		7		6		5		4		3		2		1	
G.992.3 Annexes A/L downstream STM TPS-TC #0 NPar(3)s – Octet 2															
x	x	x	x	x	x	x	x	x	x	x	x	x	x	x	x
Net_min (minimum net data rate, bits 6 to 1)															

**Table 11.30.13.2 – Standard information field – G.992.3 Annexes A/L  
downstream STM TPS-TC #0 NPar(3) coding – Octet 3**

8		7		6		5		4		3		2		1	
G.992.3 Annexes A/L downstream STM TPS-TC #0 NPar(3)s – Octet 3															
x	x	x	x	x	x	x	x	x	x	x	x	x	x	x	x
Net_max (maximum net data rate, bits 12 to 7)															

**Table 11.30.13.3 – Standard information field – G.992.3 Annexes A/L  
downstream STM TPS-TC #0 NPar(3) coding – Octet 4**

8		7		6		5		4		3		2		1	
G.992.3 Annexes A/L downstream STM TPS-TC #0 NPar(3)s – Octet 4															
x	x	x	x	x	x	x	x	x	x	x	x	x	x	x	x
Net_max (maximum net data rate, bits 6 to 1)															

**Table 11.30.13.4 – Standard information field – G.992.3 Annexes A/L  
downstream STM TPS-TC #0 NPar(3) coding – Octet 5**

8		7		6		5		4		3		2		1	
G.992.3 Annexes A/L downstream STM TPS-TC #0 NPar(3)s – Octet 5															
x	x	x	x	x	x	x	x	x	x	x	x	x	x	x	x
Net_reserve (minimum reserved net data rate, bits 12 to 7)															

**Table 11.30.13.5 – Standard information field – G.992.3 Annexes A/L  
downstream STM TPS-TC #0 NPar(3) coding – Octet 6**

8		7		6		5		4		3		2		1	
G.992.3 Annexes A/L downstream STM TPS-TC #0 NPar(3)s – Octet 6															
x	x	x	x	x	x	x	x	x	x	x	x	x	x	x	x
Net_reserve (minimum reserved net data rate, bits 6 to 1)															

**Table 11.30.13.6 – Standard information field – G.992.3 Annexes A/L  
downstream STM TPS-TC #0 NPar(3) coding – Octet 7**

8		7		6		5		4		3		2		1	
G.992.3 Annexes A/L downstream STM TPS-TC #0 NPar(3)s – Octet 7															
x	x	x	x	x	x	x	x	x	x	x	x	x	x	x	x
Delay_max (maximum delay) (n milliseconds, n = 0 to 63)															



**Table 11.30.13.7 – Standard information field – G.992.3 Annexes A/L  
downstream STM TPS-TC #0 NPar(3) coding – Octet 8**

		Bits						
8	7	6	5	4	3	2	1	
x	x					x	x	Error_max (maximum bit error ratio)
x	x			x	x			INP_min (minimum impulse noise protection) (bits 2 and 1)
x	x		x					Reserved for allocation by ITU-T
x	x	x						Reserved for allocation by ITU-T

**Table 11.30.13.8 – Standard information field – G.992.3 Annexes A/L  
downstream STM TPS-TC #0 NPar(3) coding – Octet 9**

		Bits						
8	7	6	5	4	3	2	1	
x	x	x	x	x	x	x	x	INP_min (minimum impulse noise protection) (bits 8 to 3)

**Table 11.30.13.9 – Standard information field – G.992.3 Annexes A/L  
downstream STM TPS-TC #0 NPar(3) coding – Octet 10**

		Bits						
8	7	6	5	4	3	2	1	
x	x	x	x	x	x	x	1	CIpolicy ZERO
x	x	x	x	x	x	1	x	CIpolicy ONE
x	x	x	x	x	1	x	x	Reserved for allocation by ITU-T
x	x	x	x	1	x	x	x	Reserved for allocation by ITU-T
x	x	x	1	x	x	x	x	Reserved for allocation by ITU-T
x	x	1	x	x	x	x	x	Reserved for allocation by ITU-T
x	x	0	0	0	0	0	0	No parameters in this octet

**Table 11.30.14 – Standard information field – G.992.3 Annexes A/L  
upstream STM TPS-TC #0 NPar(3) coding – Octet 1**

		Bits						
8	7	6	5	4	3	2	1	
x	x	x	x	x	x	x	x	Net_min (minimum net data rate, bits 12 to 7)

**Table 11.30.14.1 – Standard information field – G.992.3 Annexes A/L  
upstream STM TPS-TC #0 NPar(3) coding – Octet 2**

		Bits						
8	7	6	5	4	3	2	1	
x	x	x	x	x	x	x	x	Net_min (minimum net data rate, bits 6 to 1)

**Table 11.30.14.2 – Standard information field – G.992.3 Annexes A/L  
upstream STM TPS-TC #0 NPar(3) coding – Octet 3**

		Bits						
8	7	6	5	4	3	2	1	
x	x	x	x	x	x	x	x	Net_max (maximum net data rate, bits 12 to 7)

**Table 11.30.14.3 – Standard information field – G.992.3 Annexes A/L upstream STM TPS-TC #0 NPar(3) coding – Octet 4**

		Bits						
8	7	6	5	4	3	2	1	
x	x	x	x	x	x	x	x	Net_max (maximum net data rate, bits 6 to 1)

**Table 11.30.14.4 – Standard information field – G.992.3 Annexes A/L upstream STM TPS-TC #0 NPar(3) coding – Octet 5**

		Bits						
8	7	6	5	4	3	2	1	
x	x	x	x	x	x	x	x	Net_reserve (minimum reserved net data rate, bits 12 to 7)

**Table 11.30.14.5 – Standard information field – G.992.3 Annexes A/L upstream STM TPS-TC #0 NPar(3) coding – Octet 6**

		Bits						
8	7	6	5	4	3	2	1	
x	x	x	x	x	x	x	x	Net_reserve (minimum reserved net data rate, bits 6 to 1)

**Table 11.30.14.6 – Standard information field – G.992.3 Annexes A/L upstream STM TPS-TC #0 NPar(3) coding – Octet 7**

		Bits						
8	7	6	5	4	3	2	1	
x	x	x	x	x	x	x	x	Delay_max (maximum delay) (n milliseconds, n = 0 to 63)

**Table 11.30.14.7 – Standard information field – G.992.3 Annexes A/L upstream STM TPS-TC #0 NPar(3) coding – Octet 8**

		Bits						
8	7	6	5	4	3	2	1	
x	x					x	x	Error_max (maximum bit error ratio)
x	x			x	x			INP_min (minimum impulse noise protection) (bits 2 and 1)
x	x		x					Reserved for allocation by ITU-T
x	x	x						Reserved for allocation by ITU-T

**Table 11.30.14.8 – Standard information field – G.992.3 Annex A upstream STM TPS-TC #0 NPar(3) coding – Octet 9**

		Bits						
8	7	6	5	4	3	2	1	
x	x	x	x	x	x	x	x	INP_min (minimum impulse noise protection) (bits 8 to 3)

**Table 11.30.14.9 – Standard information field – G.992.3 Annex A  
upstream STM TPS-TC #0 NPar(3) coding – Octet 10**

		Bits						
8	7	6	5	4	3	2	1	
x	x	x	x	x	x	x	1	CIpolicy ZERO
x	x	x	x	x	x	1	x	CIpolicy ONE
x	x	x	x	x	1	x	x	Reserved for allocation by ITU-T
x	x	x	x	1	x	x	x	Reserved for allocation by ITU-T
x	x	x	1	x	x	x	x	Reserved for allocation by ITU-T
x	x	1	x	x	x	x	x	Reserved for allocation by ITU-T
x	x	0	0	0	0	0	0	No parameters in this octet

**Table 11.30.15 – Standard information field – G.992.3 Annexes A/L  
downstream ATM TPS-TC #0 NPar(3) coding – Octet 1**

		Bits						
8	7	6	5	4	3	2	1	
x	x	x	x	x	x	x	x	Net_min (minimum net data rate, bits 12 to 7)

**Table 11.30.15.1 – Standard information field – G.992.3 Annexes A/L  
downstream ATM TPS-TC #0 NPar(3) coding – Octet 2**

		Bits						
8	7	6	5	4	3	2	1	
x	x	x	x	x	x	x	x	Net_min (minimum net data rate, bits 6 to 1)

**Table 11.30.15.2 – Standard information field – G.992.3 Annexes A/L  
downstream ATM TPS-TC #0 NPar(3) coding – Octet 3**

		Bits						
8	7	6	5	4	3	2	1	
x	x	x	x	x	x	x	x	Net_max (maximum net data rate, bits 12 to 7)

**Table 11.30.15.3 – Standard information field – G.992.3 Annexes A/L  
downstream ATM TPS-TC #0 NPar(3) coding – Octet 4**

		Bits						
8	7	6	5	4	3	2	1	
x	x	x	x	x	x	x	x	Net_max (maximum net data rate, bits 6 to 1)

**Table 11.30.15.4 – Standard information field – G.992.3 Annexes A/L  
downstream ATM TPS-TC #0 NPar(3) coding – Octet 5**

		Bits						
8	7	6	5	4	3	2	1	
x	x	x	x	x	x	x	x	Net_reserve (minimum reserved net data rate, bits 12 to 7)

**Table 11.30.15.5 – Standard information field – G.992.3 Annexes A/L downstream ATM TPS-TC #0 NPar(3) coding – Octet 6**

		Bits						
8	7	6	5	4	3	2	1	
x	x	x	x	x	x	x	x	G.992.3 Annexes A/L downstream ATM TPS-TC #0 NPar(3)s – Octet 6
								Net_reserve (minimum reserved net data rate, bits 6 to 1)

**Table 11.30.15.6 – Standard information field – G.992.3 Annexes A/L downstream ATM TPS-TC #0 NPar(3) coding – Octet 7**

		Bits						
8	7	6	5	4	3	2	1	
x	x	x	x	x	x	x	x	G.992.3 Annexes A/L downstream ATM TPS-TC #0 NPar(3)s – Octet 7
								Delay_max (maximum delay) (n milliseconds, n = 0 to 63)

**Table 11.30.15.7 – Standard information field – G.992.3 Annexes A/L downstream ATM TPS-TC #0 NPar(3) coding – Octet 8**

		Bits						
8	7	6	5	4	3	2	1	
x	x					x	x	G.992.3 Annexes A/L downstream ATM TPS-TC #0 NPar(3)s – Octet 8
								Error_max (maximum bit error ratio)
x	x			x	x			INP_min (minimum impulse noise protection) (bits 2 and 1)
x	x		x					Reserved for allocation by ITU-T
x	x	x						IMA_flag

**Table 11.30.15.8 – Standard information field – G.992.3 Annexes A/L downstream ATM TPS-TC #0 NPar(3) coding – Octet 9**

		Bits						
8	7	6	5	4	3	2	1	
x	x	x	x	x	x	x	x	G.992.3 Annexes A/L downstream ATM TPS-TC #0 NPar(3)s – Octet 9
								INP_min (minimum impulse noise protection) (bits 8 to 3)

**Table 11.30.15.9 – Standard information field – G.992.3 Annexes A/L downstream ATM TPS-TC #0 NPar(3) coding – Octet 10**

		Bits						
8	7	6	5	4	3	2	1	
x	x	x	x	x	x	x	1	G.992.3 Annexes A/L downstream STM TPS-TC #0 NPar(3)s – Octet 10
								CIpolicy ZERO
x	x	x	x	x	x	1	x	CIpolicy ONE
x	x	x	x	x	1	x	x	Reserved for allocation by ITU-T
x	x	x	x	1	x	x	x	Reserved for allocation by ITU-T
x	x	x	1	x	x	x	x	Reserved for allocation by ITU-T
x	x	1	x	x	x	x	x	Reserved for allocation by ITU-T
x	x	0	0	0	0	0	0	No parameters in this octet

**Table 11.30.16 – Standard information field – G.992.3 Annexes A/L upstream ATM TPS-TC #0 NPar(3) coding – Octet 1**

		Bits						
8	7	6	5	4	3	2	1	
x	x	x	x	x	x	x	x	G.992.3 Annexes A/L upstream ATM TPS-TC #0 NPar(3)s – Octet 1
								Net_min (minimum net data rate, bits 12 to 7)

**Table 11.30.16.1 – Standard information field – G.992.3 Annexes A/L  
upstream ATM TPS-TC #0 NPar(3) coding – Octet 2**

8		7		Bits					G.992.3 Annexes A/L upstream ATM TPS-TC #0 NPar(3)s – Octet 2
8	7	6	5	4	3	2	1		
x	x	x	x	x	x	x	x	Net_min (minimum net data rate, bits 6 to 1)	

**Table 11.30.16.2 – Standard information field – G.992.3 Annexes A/L  
upstream ATM TPS-TC #0 NPar(3) coding – Octet 3**

8		7		Bits					G.992.3 Annexes A/L upstream ATM TPS-TC #0 NPar(3)s – Octet 3
8	7	6	5	4	3	2	1		
x	x	x	x	x	x	x	x	Net_max (maximum net data rate, bits 12 to 7)	

**Table 11.30.16.3 – Standard information field – G.992.3 Annexes A/L  
upstream ATM TPS-TC #0 NPar(3) coding – Octet 4**

8		7		Bits					G.992.3 Annexes A/L upstream ATM TPS-TC #0 NPar(3)s – Octet 4
8	7	6	5	4	3	2	1		
x	x	x	x	x	x	x	x	Net_max (maximum net data rate, bits 6 to 1)	

**Table 11.30.16.4 – Standard information field – G.992.3 Annexes A/L  
upstream ATM TPS-TC #0 NPar(3) coding – Octet 5**

8		7		Bits					G.992.3 Annexes A/L upstream ATM TPS-TC #0 NPar(3)s – Octet 5
8	7	6	5	4	3	2	1		
x	x	x	x	x	x	x	x	Net_reserve (minimum reserved net data rate, bits 12 to 7)	

**Table 11.30.16.5 – Standard information field – G.992.3 Annexes A/L  
upstream ATM TPS-TC #0 NPar(3) coding – Octet 6**

8		7		Bits					G.992.3 Annexes A/L upstream ATM TPS-TC #0 NPar(3)s – Octet 6
8	7	6	5	4	3	2	1		
x	x	x	x	x	x	x	x	Net_reserve (minimum reserved net data rate, bits 6 to 1)	

**Table 11.30.16.6 – Standard information field – G.992.3 Annexes A/L  
upstream ATM TPS-TC #0 NPar(3) coding – Octet 7**

8		7		Bits					G.992.3 Annexes A/L upstream ATM TPS-TC #0 NPar(3)s – Octet 7
8	7	6	5	4	3	2	1		
x	x	x	x	x	x	x	x	Delay_max (maximum delay) (n milliseconds, n = 0 to 63)	

**Table 11.30.16.7 – Standard information field – G.992.3 Annexes A/L  
upstream ATM TPS-TC #0 NPar(3) coding – Octet 8**

Bits		G.992.3 Annexes A/L upstream ATM TPS-TC #0 NPar(3)s – Octet 8						
8	7	6	5	4	3	2	1	
x	x					x	x	Error_max (maximum bit error ratio)
x	x			x	x			INP_min (minimum impulse noise protection) (bits 2 and 1)
x	x		x					Reserved for allocation by ITU-T
x	x	x						IMA_flag

**Table 11.30.16.8 – Standard information field – G.992.3 Annexes A/L  
upstream ATM TPS-TC #0 NPar(3) coding – Octet 9**

Bits		G.992.3 Annexes A/L upstream ATM TPS-TC #0 NPar(3)s – Octet 9						
8	7	6	5	4	3	2	1	
x	x	x	x	x	x	x	x	INP_min (minimum impulse noise protection) (bits 8 to 3)

**Table 11.30.16.9 – Standard information field – G.992.3 Annexes A/L  
upstream ATM TPS-TC #0 NPar(3) coding – Octet 10**

Bits		G.992.3 Annexes A/L upstream ATM TPS-TC #0 NPar(3)s – Octet 10						
8	7	6	5	4	3	2	1	
x	x	x	x	x	x	x	1	CIpolicy ZERO
x	x	x	x	x	x	1	x	CIpolicy ONE
x	x	x	x	x	1	x	x	Reserved for allocation by ITU-T
x	x	x	x	1	x	x	x	Reserved for allocation by ITU-T
x	x	x	1	x	x	x	x	Reserved for allocation by ITU-T
x	x	1	x	x	x	x	x	Reserved for allocation by ITU-T
x	x	0	0	0	0	0	0	No parameters in this octet

**Table 11.30.17 – Standard information field – G.992.3 Annexes A/L  
downstream PTM TPS-TC #0 NPar(3) coding – Octet 1**

Bits		G.992.3 Annexes A/L downstream PTM TPS-TC #0 NPar(3)s – Octet 1						
8	7	6	5	4	3	2	1	
x	x	x	x	x	x	x	x	Net_min (minimum net data rate, bits 12 to 7)

**Table 11.30.17.1 – Standard information field – G.992.3 Annexes A/L  
downstream PTM TPS-TC #0 NPar(3) coding – Octet 2**

Bits		G.992.3 Annexes A/L downstream PTM TPS-TC #0 NPar(3)s – Octet 2						
8	7	6	5	4	3	2	1	
x	x	x	x	x	x	x	x	Net_min (minimum net data rate, bits 6 to 1)

**Table 11.30.17.2 – Standard information field – G.992.3 Annexes A/L  
downstream PTM TPS-TC #0 NPar(3) coding – Octet 3**

Bits		G.992.3 Annexes A/L downstream PTM TPS-TC #0 NPar(3)s – Octet 3						
8	7	6	5	4	3	2	1	
x	x	x	x	x	x	x	x	Net_max (maximum net data rate, bits 12 to 7)

**Table 11.30.17.3 – Standard information field – G.992.3 Annexes A/L downstream PTM TPS-TC #0 NPar(3) coding – Octet 4**

		Bits						
8	7	6	5	4	3	2	1	
x	x	x	x	x	x	x	x	G.992.3 Annexes A/L downstream PTM TPS-TC #0 NPar(3)s – Octet 4
								Net_max (maximum net data rate, bits 6 to 1)

**Table 11.30.17.4 – Standard information field – G.992.3 Annexes A/L downstream PTM TPS-TC #0 NPar(3) coding – Octet 5**

		Bits						
8	7	6	5	4	3	2	1	
x	x	x	x	x	x	x	x	G.992.3 Annexes A/L downstream PTM TPS-TC #0 NPar(3)s – Octet 5
								Net_reserve (minimum reserved net data rate, bits 12 to 7)

**Table 11.30.17.5 – Standard information field – G.992.3 Annexes A/L downstream PTM TPS-TC #0 NPar(3) coding – Octet 6**

		Bits						
8	7	6	5	4	3	2	1	
x	x	x	x	x	x	x	x	G.992.3 Annexes A/L downstream PTM TPS-TC #0 NPar(3)s – Octet 6
								Net_reserve (minimum reserved net data rate, bits 6 to 1)

**Table 11.30.17.6 – Standard information field – G.992.3 Annexes A/L downstream PTM TPS-TC #0 NPar(3) coding – Octet 7**

		Bits						
8	7	6	5	4	3	2	1	
x	x	x	x	x	x	x	x	G.992.3 Annexes A/L downstream PTM TPS-TC #0 NPar(3)s – Octet 7
								Delay_max (maximum delay) (n milliseconds, n = 0 to 63)

**Table 11.30.17.7 – Standard information field – G.992.3 Annexes A/L downstream PTM TPS-TC #0 NPar(3) coding – Octet 8**

		Bits						
8	7	6	5	4	3	2	1	
x	x					x	x	G.992.3 Annexes A/L downstream PTM TPS-TC #0 NPar(3)s – Octet 8
								Error_max (maximum bit error ratio)
x	x			x	x			
								INP_min (minimum impulse noise protection) (bits 2 and 1)
x	x		x					
								Reserved for allocation by ITU-T
x	x	x						
								Reserved for allocation by ITU-T

**Table 11.30.17.8 – Standard information field – G.992.3 Annexes A/L downstream PTM TPS-TC #0 NPar(3) coding – Octet 9**

		Bits						
8	7	6	5	4	3	2	1	
x	x	x	x	x	x	x	x	G.992.3 Annexes A/L downstream PTM TPS-TC #0 NPar(3)s – Octet 9
								INP_min (minimum impulse noise protection) (bits 8 to 3)

**Table 11.30.17.9 – Standard information field – G.992.3 Annexes A/L  
downstream PTM TPS-TC #0 NPar(3) coding – Octet 10**

		Bits						
8	7	6	5	4	3	2	1	
x	x	x	x	x	x	x	1	HDLC encapsulation
x	x	x	x	x	x	1	x	Reserved by ITU-T
x	x	x	x	x	1	x	x	Reserved by ITU-T
x	x	x	x	1	x	x	x	64/65-octet encapsulation with short packets
x	x	x	1	x	x	x	x	64/65-octet encapsulation with pre-emption
x	x	1	x	x	x	x	x	64/65-octet encapsulation supported
x	x	0	0	0	0	0	0	No parameters in this octet

**Table 11.30.17.10 – Standard information field – G.992.3 Annexes A/L  
downstream PTM TPS-TC #0 NPar(3) coding – Octet 11**

		Bits						
8	7	6	5	4	3	2	1	
x	x	x	x	x	x	x	1	CIpolicy ZERO
x	x	x	x	x	x	1	x	CIpolicy ONE
x	x	x	x	x	1	x	x	Reserved for allocation by ITU-T
x	x	x	x	1	x	x	x	Reserved for allocation by ITU-T
x	x	x	1	x	x	x	x	Reserved for allocation by ITU-T
x	x	1	x	x	x	x	x	Reserved for allocation by ITU-T
x	x	0	0	0	0	0	0	No parameters in this octet

**Table 11.30.18 – Standard information field – G.992.3 Annexes A/L  
upstream PTM TPS-TC #0 NPar(3) coding – Octet 1**

		Bits						
8	7	6	5	4	3	2	1	
x	x	x	x	x	x	x	x	Net_min (minimum net data rate, bits 12 to 7)

**Table 11.30.18.1 – Standard information field – G.992.3 Annexes A/L  
upstream PTM TPS-TC #0 NPar(3) coding – Octet 2**

		Bits						
8	7	6	5	4	3	2	1	
x	x	x	x	x	x	x	x	Net_min (minimum net data rate, bits 6 to 1)

**Table 11.30.18.2 – Standard information field – G.992.3 Annexes A/L  
upstream PTM TPS-TC #0 NPar(3) coding – Octet 3**

		Bits						
8	7	6	5	4	3	2	1	
x	x	x	x	x	x	x	x	Net_max (maximum net data rate, bits 12 to 7)



**Table 11.30.18.3 – Standard information field – G.992.3 Annexes A/L upstream PTM TPS-TC #0 NPar(3) coding – Octet 4**

8		7		Bits						
				6	5	4	3	2	1	
x	x	x	x	x	x	x	x	x	x	Net_max (maximum net data rate, bits 6 to 1)

**Table 11.30.18.4 – Standard information field – G.992.3 Annexes A/L upstream PTM TPS-TC #0 NPar(3) coding – Octet 5**

8		7		Bits						
				6	5	4	3	2	1	
x	x	x	x	x	x	x	x	x	x	Net_reserve (minimum reserved net data rate, bits 12 to 7)

**Table 11.30.18.5 – Standard information field – G.992.3 Annexes A/L upstream PTM TPS-TC #0 NPar(3) coding – Octet 6**

8		7		Bits						
				6	5	4	3	2	1	
x	x	x	x	x	x	x	x	x	x	Net_reserve (minimum reserved net data rate, bits 6 to 1)

**Table 11.30.18.6 – Standard information field – G.992.3 Annexes A/L upstream PTM TPS-TC #0 NPar(3) coding – Octet 7**

8		7		Bits						
				6	5	4	3	2	1	
x	x	x	x	x	x	x	x	x	x	Delay_max (maximum delay) (n milliseconds, n = 0 to 63)

**Table 11.30.18.7 – Standard information field – G.992.3 Annexes A/L upstream PTM TPS-TC #0 NPar(3) coding – Octet 8**

8		7		Bits						
				6	5	4	3	2	1	
x	x							x	x	Error_max (maximum bit error ratio)
x	x					x	x			INP_min (minimum impulse noise protection) (bits 2 and 1)
x	x				x					Reserved for allocation by ITU-T
x	x	x								Reserved for allocation by ITU-T

**Table 11.30.18.8 – Standard information field – G.992.3 Annexes A/L upstream PTM TPS-TC #0 NPar(3) coding – Octet 9**

8		7		Bits						
				6	5	4	3	2	1	
x	x	x	x	x	x	x	x	x	x	INP_min (minimum impulse noise protection) (bits 8 to 3)

**Table 11.30.18.9 – Standard information field – G.992.3 Annexes A/L  
upstream PTM TPS-TC #0 NPar(3) coding – Octet 10**

		Bits						
8	7	6	5	4	3	2	1	
x	x	x	x	x	x	x	1	HDLC encapsulation
x	x	x	x	x	x	1	x	Reserved by ITU-T
x	x	x	x	x	1	x	x	Reserved by ITU-T
x	x	x	x	1	x	x	x	64/65-octet encapsulation with short packets
x	x	x	1	x	x	x	x	64/65-octet encapsulation with pre-emption
x	x	1	x	x	x	x	x	64/65-octet encapsulation supported
x	x	0	0	0	0	0	0	No parameters in this octet

**Table 11.30.18.10 – Standard information field – G.992.3 Annexes A/L  
upstream PTM TPS-TC #0 NPar(3) coding – Octet 11**

		Bits						
8	7	6	5	4	3	2	1	
x	x	x	x	x	x	x	1	CIpolicy ZERO
x	x	x	x	x	x	1	x	CIpolicy ONE
x	x	x	x	x	1	x	x	Reserved for allocation by ITU-T
x	x	x	x	1	x	x	x	Reserved for allocation by ITU-T
x	x	x	1	x	x	x	x	Reserved for allocation by ITU-T
x	x	1	x	x	x	x	x	Reserved for allocation by ITU-T
x	x	0	0	0	0	0	0	No parameters in this octet

**Table 11.30.19 – Standard information field – G.992.3 Annexes A/L  
downstream PMS-TC latency path #0 NPar(3) coding – Octet 1**

		Bits						
8	7	6	5	4	3	2	1	
x	x	x	x	x	x	x	x	Net_max (maximum net data rate, bits 12 to 7)

**Table 11.30.19.1 – Standard information field – G.992.3 Annexes A/L  
downstream PMS-TC latency path #0 NPar(3) coding – Octet 2**

		Bits						
8	7	6	5	4	3	2	1	
x	x	x	x	x	x	x	x	Net_max (maximum net data rate, bits 6 to 1)

**Table 11.30.19.2 – Standard information field – G.992.3 Annexes A/L  
downstream PMS-TC latency path #0 NPar(3) coding – Octet 3**

		Bits						
8	7	6	5	4	3	2	1	
x	x			x	x	x	x	S <sub>0 min</sub> value
x	x	x	x					Reserved for allocation by ITU-T

**Table 11.30.19.3 – Standard information field – G.99.2 Annexes A/L downstream PMS-TC latency path #0 NPar(3) coding – Octet 4**

		Bits						G.99.2 Annexes A/L downstream PMS-TC latency path #0 NPar(3)s – Octet 4
8	7	6	5	4	3	2	1	
x	x	x	x	x	x	x	1	D <sub>0</sub> value of 96 is supported
x	x	x	x	x	x	1	x	D <sub>0</sub> value of 128 is supported
x	x	x	x	x	1	x	x	D <sub>0</sub> value of 160 is supported
x	x	x	x	1	x	x	x	D <sub>0</sub> value of 192 is supported
x	x	x	1	x	x	x	x	D <sub>0</sub> value of 224 is supported
x	x	1	x	x	x	x	x	D <sub>0</sub> value of 256 is supported
x	x	0	0	0	0	0	0	No parameters in this octet

**Table 11.30.19.4 – Standard information field – G.99.2 Annexes A/L downstream PMS-TC latency path #0 NPar(3) coding – Octet 5**

		Bits						G.99.2 Annexes A/L downstream PMS-TC latency path #0 NPar(3)s – Octet 5
8	7	6	5	4	3	2	1	
x	x	x	x	x	x	x	1	D <sub>0</sub> value of 288 is supported
x	x	x	x	x	x	1	x	D <sub>0</sub> value of 320 is supported
x	x	x	x	x	1	x	x	D <sub>0</sub> value of 352 is supported
x	x	x	x	1	x	x	x	D <sub>0</sub> value of 384 is supported
x	x	x	1	x	x	x	x	D <sub>0</sub> value of 416 is supported
x	x	1	x	x	x	x	x	D <sub>0</sub> value of 448 is supported
x	x	0	0	0	0	0	0	No parameters in this octet

**Table 11.30.19.5 – Standard information field – G.99.2 Annexes A/L downstream PMS-TC latency path #0 NPar(3) coding – Octet 6**

		Bits						G.99.2 Annexes A/L downstream PMS-TC latency path #0 NPar(3)s – Octet 6
8	7	6	5	4	3	2	1	
x	x	x	x	x	x	x	1	D <sub>0</sub> value of 480 is supported
x	x	x	x	x	x	1	x	D <sub>0</sub> value of 511 is supported
x	x	x	x	x	1	x	x	Reserved for allocation by ITU-T
x	x	x	x	1	x	x	x	Reserved for allocation by ITU-T
x	x	x	1	x	x	x	x	Reserved for allocation by ITU-T
x	x	1	x	x	x	x	x	Reserved for allocation by ITU-T
x	x	0	0	0	0	0	0	No parameters in this octet

**Table 11.30.20 – Standard information field – G.992.3 Annexes A/L upstream PMS-TC latency path #0 NPar(3) coding – Octet 1**

		Bits						G.992.3 Annexes A/L upstream PMS-TC latency path #0 NPar(3)s – Octet 1
8	7	6	5	4	3	2	1	
x	x	x	x	x	x	x	x	Net_max (maximum net data rate, bits 12 to 7)

**Table 11.30.20.1 – Standard information field – G.992.3 Annexes A/L upstream PMS-TC latency path #0 NPar(3) coding – Octet 2**

8		7		Bits					G.992.3 Annexes A/L upstream PMS-TC latency path #0 NPar(3)s – Octet 2	
x		x		6	5	4	3	2		1
x		x		x	x	x	x	x	x	Net_max (maximum net data rate, bits 6 to 1)

**Table 11.30.25 – Standard information field – G.992.3 Annexes A/L downstream STM TPS-TC #1 NPar(3) coding – Octet 1**

8		7		Bits					G.992.3 Annexes A/L downstream STM TPS-TC #1 NPar(3)s – Octet 1	
x		x		6	5	4	3	2		1
x		x		x	x	x	x	x	x	Net_min (minimum net data rate, bits 12 to 7)

**Table 11.30.25.1 – Standard information field – G.992.3 Annexes A/L downstream STM TPS-TC #1 NPar(3) coding – Octet 2**

8		7		Bits					G.992.3 Annexes A/L downstream STM TPS-TC #1 NPar(3)s – Octet 2	
x		x		6	5	4	3	2		1
x		x		x	x	x	x	x	x	Net_min (minimum net data rate, bits 6 to 1)

**Table 11.30.25.2 – Standard information field – G.992.3 Annexes A/L downstream STM TPS-TC #1 NPar(3) coding – Octet 3**

8		7		Bits					G.992.3 Annexes A/L downstream STM TPS-TC #1 NPar(3)s – Octet 3	
x		x		6	5	4	3	2		1
x		x		x	x	x	x	x	x	Net_max (maximum net data rate, bits 12 to 7)

**Table 11.30.25.3 – Standard information field – G.992.3 Annexes A/L downstream STM TPS-TC #1 NPar(3) coding – Octet 4**

8		7		Bits					G.992.3 Annexes A/L downstream STM TPS-TC #1 NPar(3)s – Octet 4	
x		x		6	5	4	3	2		1
x		x		x	x	x	x	x	x	Net_max (maximum net data rate, bits 6 to 1)

**Table 11.30.25.4 – Standard information field – G.992.3 Annexes A/L downstream STM TPS-TC #1 NPar(3) coding – Octet 5**

8		7		Bits					G.992.3 Annexes A/L downstream STM TPS-TC #1 NPar(3)s – Octet 5	
x		x		6	5	4	3	2		1
x		x		x	x	x	x	x	x	Net_reserve (minimum reserved net data rate, bits 12 to 7)

**Table 11.30.25.5 – Standard information field – G.992.3 Annexes A/L downstream STM TPS-TC #1 NPar(3) coding – Octet 6**

8		7		Bits					G.992.3 Annexes A/L downstream STM TPS-TC #1 NPar(3)s – Octet 6	
x		x		6	5	4	3	2		1
x		x		x	x	x	x	x	x	Net_reserve (minimum reserved net data rate, bits 6 to 1)

**Table 11.30.25.6 – Standard information field – G.992.3 Annexes A/L downstream STM TPS-TC #1 NPar(3) coding – Octet 7**

		Bits						
8	7	6	5	4	3	2	1	
x	x	x	x	x	x	x	x	G.992.3 Annexes A/L downstream STM TPS-TC #1 NPar(3)s – Octet 7
x	x	x	x	x	x	x	x	Delay_max (maximum delay) (n milliseconds, n = 0 to 63)

**Table 11.30.25.7 – Standard information field – G.992.3 Annexes A/L downstream STM TPS-TC #1 NPar(3) coding – Octet 8**

		Bits						
8	7	6	5	4	3	2	1	
x	x					x	x	G.992.3 Annexes A/L downstream STM TPS-TC #1 NPar(3)s – Octet 8
x	x			x	x			Error_max (maximum bit error ratio)
x	x							INP_min (minimum impulse noise protection) (bits 2 and 1)
x	x		x					Reserved for allocation by ITU-T
x	x	x						Reserved for allocation by ITU-T

**Table 11.30.25.8 – Standard information field – G.992.3 Annexes A/L downstream STM TPS-TC #1 NPar(3) coding – Octet 9**

		Bits						
8	7	6	5	4	3	2	1	
x	x	x	x	x	x	x	x	G.992.3 Annexes A/L downstream STM TPS-TC #1 NPar(3)s – Octet 9
x	x	x	x	x	x	x	x	INP_min (minimum impulse noise protection) (bits 8 to 3)

**Table 11.30.25.9 – Standard information field – G.992.3 Annexes A/L downstream STM TPS-TC #1 NPar(3) coding – Octet 10**

		Bits						
8	7	6	5	4	3	2	1	
x	x	x	x	x	x	x	1	G.992.3 Annexes A/L downstream STM TPS-TC #1 NPar(3)s – Octet 10
x	x	x	x	x	x	1	x	CIpolicy ZERO
x	x	x	x	x	1	x	x	CIpolicy ONE
x	x	x	x	1	x	x	x	Reserved for allocation by ITU-T
x	x	x	1	x	x	x	x	Reserved for allocation by ITU-T
x	x	x	1	x	x	x	x	Reserved for allocation by ITU-T
x	x	1	x	x	x	x	x	Reserved for allocation by ITU-T
x	x	0	0	0	0	0	0	No parameters in this octet

**Table 11.30.26 – Standard information field – G.992.3 Annexes A/L upstream STM TPS-TC #1 NPar(3) coding – Octet 1**

		Bits						
8	7	6	5	4	3	2	1	
x	x	x	x	x	x	x	x	G.992.3 Annexes A/L upstream STM TPS-TC #1 NPar(3)s – Octet 1
x	x	x	x	x	x	x	x	Net_min (minimum net data rate, bits 12 to 7)

**Table 11.30.26.1 – Standard information field – G.992.3 Annexes A/L  
upstream STM TPS-TC #1 NPar(3) coding – Octet 2**

		Bits						
8	7	6	5	4	3	2	1	
x	x	x	x	x	x	x	x	Net_min (minimum net data rate, bits 6 to 1)

**Table 11.30.26.2 – Standard information field – G.992.3 Annexes A/L  
upstream STM TPS-TC #1 NPar(3) coding – Octet 3**

		Bits						
8	7	6	5	4	3	2	1	
x	x	x	x	x	x	x	x	Net_max (maximum net data rate, bits 12 to 7)

**Table 11.30.26.3 – Standard information field – G.992.3 Annexes A/L  
upstream STM TPS-TC #1 NPar(3) coding – Octet 4**

		Bits						
8	7	6	5	4	3	2	1	
x	x	x	x	x	x	x	x	Net_max (maximum net data rate, bits 6 to 1)

**Table 11.30.26.4 – Standard information field – G.992.3 Annexes A/L  
upstream STM TPS-TC #1 NPar(3) coding – Octet 5**

		Bits						
8	7	6	5	4	3	2	1	
x	x	x	x	x	x	x	x	Net_reserve (minimum reserved net data rate, bits 12 to 7)

**Table 11.30.26.5 – Standard information field – G.992.3 Annexes A/L  
upstream STM TPS-TC #1 NPar(3) coding – Octet 6**

		Bits						
8	7	6	5	4	3	2	1	
x	x	x	x	x	x	x	x	Net_reserve (minimum reserved net data rate, bits 6 to 1)

**Table 11.30.26.6 – Standard information field – G.992.3 Annexes A/L  
upstream STM TPS-TC #1 NPar(3) coding – Octet 7**

		Bits						
8	7	6	5	4	3	2	1	
x	x	x	x	x	x	x	x	Delay_max (maximum delay) (n milliseconds, n = 0 to 63)

**Table 11.30.26.7 – Standard information field – G.992.3 Annexes A/L  
upstream STM TPS-TC #1 NPar(3) coding – Octet 8**

		Bits						
8	7	6	5	4	3	2	1	
x	x					x	x	Error_max (maximum bit error ratio)
x	x			x	x			INP_min (minimum impulse noise protection) (bits 2 and 1)
x	x		x					Reserved for allocation by ITU-T
x	x	x						Reserved for allocation by ITU-T

**Table 11.30.26.8 – Standard information field – G.992.3 Annexes A/L  
upstream STM TPS-TC #1 NPar(3) coding – Octet 9**

		Bits							
8	7	6	5	4	3	2	1		
x	x	x	x	x	x	x	x	INP_min (minimum impulse noise protection) (bits 8 to 3)	

**Table 11.30.26.9 – Standard information field – G.992.3 Annexes A/L  
upstream STM TPS-TC #1 NPar(3) coding – Octet 10**

		Bits						
8	7	6	5	4	3	2	1	
x	x	x	x	x	x	x	1	CIpolicy ZERO
x	x	x	x	x	x	1	x	CIpolicy ONE
x	x	x	x	x	1	x	x	Reserved for allocation by ITU-T
x	x	x	x	1	x	x	x	Reserved for allocation by ITU-T
x	x	x	1	x	x	x	x	Reserved for allocation by ITU-T
x	x	1	x	x	x	x	x	Reserved for allocation by ITU-T
x	x	0	0	0	0	0	0	No parameters in this octet

**Table 11.30.27 – Standard information field – G.992.3 Annexes A/L  
downstream ATM TPS-TC #1 NPar(3) coding – Octet 1**

		Bits						
8	7	6	5	4	3	2	1	
x	x	x	x	x	x	x	x	Net_min (minimum net data rate, bits 12 to 7)

**Table 11.30.27.1 – Standard information field – G.992.3 Annexes A/L  
downstream ATM TPS-TC #1 NPar(3) coding – Octet 2**

		Bits						
8	7	6	5	4	3	2	1	
x	x	x	x	x	x	x	x	Net_min (minimum net data rate, bits 6 to 1)

**Table 11.30.27.2 – Standard information field – G.992.3 Annexes A/L  
downstream ATM TPS-TC #1 NPar(3) coding – Octet 3**

		Bits						
8	7	6	5	4	3	2	1	
x	x	x	x	x	x	x	x	Net_max (maximum net data rate, bits 12 to 7)

**Table 11.30.27.3 – Standard information field – G.992.3 Annexes A/L downstream ATM TPS-TC #1 NPar(3) coding – Octet 4**

		Bits						
8	7	6	5	4	3	2	1	
x	x	x	x	x	x	x	x	G.992.3 Annexes A/L downstream ATM TPS-TC #1 NPar(3)s – Octet 4
								Net_max (maximum net data rate, bits 6 to 1)

**Table 11.30.27.4 – Standard information field – G.992.3 Annexes A/L downstream ATM TPS-TC #1 NPar(3) coding – Octet 5**

		Bits						
8	7	6	5	4	3	2	1	
x	x	x	x	x	x	x	x	G.992.3 Annexes A/L downstream ATM TPS-TC #1 NPar(3)s – Octet 5
								Net_reserve (minimum reserved net data rate, bits 12 to 7)

**Table 11.30.27.5 – Standard information field – G.992.3 Annexes A/L downstream ATM TPS-TC #1 NPar(3) coding – Octet 6**

		Bits						
8	7	6	5	4	3	2	1	
x	x	x	x	x	x	x	x	G.992.3 Annexes A/L downstream ATM TPS-TC #1 NPar(3)s – Octet 6
								Net_reserve (minimum reserved net data rate, bits 6 to 1)

**Table 11.30.27.6 – Standard information field – G.992.3 Annexes A/L downstream ATM TPS-TC #1 NPar(3) coding – Octet 7**

		Bits						
8	7	6	5	4	3	2	1	
x	x	x	x	x	x	x	x	G.992.3 Annexes A/L downstream ATM TPS-TC #1 NPar(3)s – Octet 7
								Delay_max (maximum delay) (n milliseconds, n = 0 to 63)

**Table 11.30.27.7 – Standard information field – G.992.3 Annexes A/L downstream ATM TPS-TC #1 NPar(3) coding – Octet 8**

		Bits						
8	7	6	5	4	3	2	1	
x	x					x	x	G.992.3 Annexes A/L downstream ATM TPS-TC #1 NPar(3)s – Octet 8
					x	x		Error_max (maximum bit error ratio)
				x				INP_min (minimum impulse noise protection) (bits 2 and 1)
								Reserved for allocation by ITU-T
		x						IMA_flag

**Table 11.30.27.8 – Standard information field – G.992.3 Annexes A/L downstream ATM TPS-TC #1 NPar(3) coding – Octet 9**

		Bits						
8	7	6	5	4	3	2	1	
x	x	x	x	x	x	x	x	G.992.3 Annexes A/L downstream ATM TPS-TC #1 NPar(3)s – Octet 9
								INP_min (minimum impulse noise protection) (bits 8 to 3)



**Table 11.30.27.9 – Standard information field – G.992.3 Annexes A/L  
downstream ATM TPS-TC #1 NPar(3) coding – Octet 10**

		Bits						
8	7	6	5	4	3	2	1	
x	x	x	x	x	x	x	1	CIpolicy ZERO
x	x	x	x	x	x	1	x	CIpolicy ONE
x	x	x	x	x	1	x	x	Reserved for allocation by ITU-T
x	x	x	x	1	x	x	x	Reserved for allocation by ITU-T
x	x	x	1	x	x	x	x	Reserved for allocation by ITU-T
x	x	1	x	x	x	x	x	Reserved for allocation by ITU-T
x	x	0	0	0	0	0	0	No parameters in this octet

**Table 11.30.28 – Standard information field – G.992.3 Annexes A/L  
upstream ATM TPS-TC #1 NPar(3) coding – Octet 1**

		Bits						
8	7	6	5	4	3	2	1	
x	x	x	x	x	x	x	x	Net_min (minimum net data rate, bits 12 to 7)

**Table 11.30.28.1 – Standard information field – G.992.3 Annexes A/L  
upstream ATM TPS-TC #1 NPar(3) coding – Octet 2**

		Bits						
8	7	6	5	4	3	2	1	
x	x	x	x	x	x	x	x	Net_min (minimum net data rate, bits 6 to 1)

**Table 11.30.28.2 – Standard information field – G.992.3 Annexes A/L  
upstream ATM TPS-TC #1 NPar(3) coding – Octet 3**

		Bits						
8	7	6	5	4	3	2	1	
x	x	x	x	x	x	x	x	Net_max (maximum net data rate, bits 12 to 7)

**Table 11.30.28.3 – Standard information field – G.992.3 Annexes A/L  
upstream ATM TPS-TC #1 NPar(3) coding – Octet 4**

		Bits						
8	7	6	5	4	3	2	1	
x	x	x	x	x	x	x	x	Net_max (maximum net data rate, bits 6 to 1)

**Table 11.30.28.4 – Standard information field – G.992.3 Annexes A/L  
upstream ATM TPS-TC #1 NPar(3) coding – Octet 5**

		Bits						
8	7	6	5	4	3	2	1	
x	x	x	x	x	x	x	x	Net_reserve (minimum reserved net data rate, bits 12 to 7)

**Table 11.30.28.5 – Standard information field – G.992.3 Annexes A/L upstream ATM TPS-TC #1 NPar(3) coding – Octet 6**

		Bits						
8	7	6	5	4	3	2	1	
x	x	x	x	x	x	x	x	Net_reserve (minimum reserved net data rate, bits 6 to 1)

**Table 11.30.28.6 – Standard information field – G.992.3 Annexes A/L upstream ATM TPS-TC #1 NPar(3) coding – Octet 7**

		Bits						
8	7	6	5	4	3	2	1	
x	x	x	x	x	x	x	x	Delay_max (maximum delay) (n milliseconds, n = 0 to 63)

**Table 11.30.28.7 – Standard information field – G.992.3 Annexes A/L upstream ATM TPS-TC #1 NPar(3) coding – Octet 8**

		Bits						
8	7	6	5	4	3	2	1	
x	x					x	x	Error_max (maximum bit error ratio)
x	x			x	x			INP_min (minimum impulse noise protection) (bits 2 and 1)
x	x		x					Reserved for allocation by ITU-T
x	x	x						IMA_flag

**Table 11.30.28.8 – Standard information field – G.992.3 Annexes A/L upstream ATM TPS-TC #1 NPar(3) coding – Octet 9**

		Bits						
8	7	6	5	4	3	2	1	
x	x	x	x	x	x	x	x	INP_min (minimum impulse noise protection) (bits 8 to 3)

**Table 11.30.28.9 – Standard information field – G.992.3 Annexes A/L upstream ATM TPS-TC #1 NPar(3) coding – Octet 10**

		Bits						
8	7	6	5	4	3	2	1	
x	x	x	x	x	x	x	1	CIpolicy ZERO
x	x	x	x	x	x	1	x	CIpolicy ONE
x	x	x	x	1	x	x	x	Reserved for allocation by ITU-T
x	x	x	x	1	x	x	x	Reserved for allocation by ITU-T
x	x	x	1	x	x	x	x	Reserved for allocation by ITU-T
x	x	1	x	x	x	x	x	Reserved for allocation by ITU-T
x	x	0	0	0	0	0	0	No parameters in this octet

**Table 11.30.29 – Standard information field – G.992.3 Annexes A/L downstream PTM TPS-TC #1 NPar(3) coding – Octet 1**

		Bits						
8	7	6	5	4	3	2	1	
x	x	x	x	x	x	x	x	Net_min (minimum net data rate, bits 12 to 7)

**Table 11.30.29.1 – Standard information field – G.992.3 Annexes A/L downstream PTM TPS-TC #1 NPar(3) coding – Octet 2**

8		7		Bits					G.992.3 Annexes A/L downstream PTM TPS-TC #1 NPar(3)s – Octet 2	
x		x		6	5	4	3	2		1
x		x		x	x	x	x	x	x	Net_min (minimum net data rate, bits 6 to 1)

**Table 11.30.29.2 – Standard information field – G.992.3 Annexes A/L downstream PTM TPS-TC #1 NPar(3) coding – Octet 3**

8		7		Bits					G.992.3 Annexes A/L downstream PTM TPS-TC #1 NPar(3)s – Octet 3	
x		x		6	5	4	3	2		1
x		x		x	x	x	x	x	x	Net_max (maximum net data rate, bits 12 to 7)

**Table 11.30.29.3 – Standard information field – G.992.3 Annexes A/L downstream PTM TPS-TC #1 NPar(3) coding – Octet 4**

8		7		Bits					G.992.3 Annexes A/L downstream PTM TPS-TC #1 NPar(3)s – Octet 4	
x		x		6	5	4	3	2		1
x		x		x	x	x	x	x	x	Net_max (maximum net data rate, bits 6 to 1)

**Table 11.30.29.4 – Standard information field – G.992.3 Annexes A/L downstream PTM TPS-TC #1 NPar(3) coding – Octet 5**

8		7		Bits					G.992.3 Annexes A/L downstream PTM TPS-TC #1 NPar(3)s – Octet 5	
x		x		6	5	4	3	2		1
x		x		x	x	x	x	x	x	Net_reserve (minimum reserved net data rate, bits 12 to 7)

**Table 11.30.29.5 – Standard information field – G.992.3 Annexes A/L downstream PTM TPS-TC #1 NPar(3) coding – Octet 6**

8		7		Bits					G.992.3 Annexes A/L downstream PTM TPS-TC #1 NPar(3)s – Octet 6	
x		x		6	5	4	3	2		1
x		x		x	x	x	x	x	x	Net_reserve (minimum reserved net data rate, bits 6 to 1)

**Table 11.30.29.6 – Standard information field – G.992.3 Annexes A/L downstream PTM TPS-TC #1 NPar(3) coding – Octet 7**

8		7		Bits					G.992.3 Annexes A/L downstream PTM TPS-TC #1 NPar(3)s – Octet 7	
x		x		6	5	4	3	2		1
x		x		x	x	x	x	x	x	Delay_max (maximum delay) (n milliseconds, n = 0 to 63)

**Table 11.30.29.7 – Standard information field – G.992.3 Annexes A/L downstream PTM TPS-TC #1 NPar(3) coding – Octet 8**

		Bits						
8	7	6	5	4	3	2	1	
x	x					x	x	Error_max (maximum bit error ratio)
x	x			x	x			INP_min (minimum impulse noise protection) (bits 2 and 1)
x	x		x					Reserved for allocation by ITU-T
x	x	x						Reserved for allocation by ITU-T

**Table 11.30.29.8 – Standard information field – G.992.3 Annexes A/L downstream PTM TPS-TC #1 NPar(3) coding – Octet 9**

		Bits						
8	7	6	5	4	3	2	1	
x	x	x	x	x	x	x	x	INP_min (minimum impulse noise protection) (bits 8 to 3)

**Table 11.30.29.9 – Standard information field – G.992.3 Annexes A/L downstream PTM TPS-TC #1 NPar(3) coding – Octet 10**

		Bits						
8	7	6	5	4	3	2	1	
x	x	x	x	x	x	x	1	HDLC encapsulation
x	x	x	x	x	x	1	x	Reserved by ITU-T
x	x	x	x	x	1	x	x	Reserved by ITU-T
x	x	x	x	1	x	x	x	64/65-octet encapsulation with short packets
x	x	x	1	x	x	x	x	64/65-octet encapsulation with pre-emption
x	x	1	x	x	x	x	x	64/65-octet encapsulation supported
x	x	0	0	0	0	0	0	No parameters in this octet

**Table 11.30.29.10 – Standard information field – G.992.3 Annexes A/L downstream PTM TPS-TC #1 NPar(3) coding – Octet 11**

		Bits						
8	7	6	5	4	3	2	1	
x	x	x	x	x	x	x	1	Cipolicy ZERO
x	x	x	x	x	x	1	x	Cipolicy ONE
x	x	x	x	x	1	x	x	Reserved for allocation by ITU-T
x	x	x	x	1	x	x	x	Reserved for allocation by ITU-T
x	x	x	1	x	x	x	x	Reserved for allocation by ITU-T
x	x	1	x	x	x	x	x	Reserved for allocation by ITU-T
x	x	0	0	0	0	0	0	No parameters in this octet

**Table 11.30.30 – Standard information field – G.992.3 Annexes A/L upstream PTM TPS-TC #1 NPar(3) coding – Octet 1**

		Bits						
8	7	6	5	4	3	2	1	
x	x	x	x	x	x	x	x	Net_min (minimum net data rate, bits 12 to 7)

**Table 11.30.30.1 – Standard information field – G.992.3 Annexes A/L  
upstream PTM TPS-TC #1 NPar(3) coding – Octet 2**

8		7		Bits					G.992.3 Annexes A/L upstream PTM TPS-TC #1 NPar(3)s – Octet 2	
x		x		6	5	4	3	2		1
x		x		x	x	x	x	x	x	Net_min (minimum net data rate, bits 6 to 1)

**Table 11.30.30.2 – Standard information field – G.992.3 Annexes A/L  
upstream PTM TPS-TC #1 NPar(3) coding – Octet 3**

8		7		Bits					G.992.3 Annexes A/L upstream PTM TPS-TC #1 NPar(3)s – Octet 3	
x		x		6	5	4	3	2		1
x		x		x	x	x	x	x	x	Net_max (maximum net data rate, bits 12 to 7)

**Table 11.30.30.3 – Standard information field – G.992.3 Annexes A/L  
upstream PTM TPS-TC #1 NPar(3) coding – Octet 4**

8		7		Bits					G.992.3 Annexes A/L upstream PTM TPS-TC #1 NPar(3)s – Octet 4	
x		x		6	5	4	3	2		1
x		x		x	x	x	x	x	x	Net_max (maximum net data rate, bits 6 to 1)

**Table 11.30.30.4 – Standard information field – G.992.3 Annexes A/L  
upstream PTM TPS-TC #1 NPar(3) coding – Octet 5**

8		7		Bits					G.992.3 Annexes A/L upstream PTM TPS-TC #1 NPar(3)s – Octet 5	
x		x		6	5	4	3	2		1
x		x		x	x	x	x	x	x	Net_reserve (minimum reserved net data rate, bits 12 to 7)

**Table 11.30.30.5 – Standard information field – G.992.3 Annexes A/L  
upstream PTM TPS-TC #1 NPar(3) coding – Octet 6**

8		7		Bits					G.992.3 Annexes A/L upstream PTM TPS-TC #1 NPar(3)s – Octet 6	
x		x		6	5	4	3	2		1
x		x		x	x	x	x	x	x	Net_reserve (minimum reserved net data rate, bits 6 to 1)

**Table 11.30.30.6 – Standard information field – G.992.3 Annexes A/L  
upstream PTM TPS-TC #1 NPar(3) coding – Octet 7**

8		7		Bits					G.992.3 Annexes A/L upstream PTM TPS-TC #1 NPar(3)s – Octet 7	
x		x		6	5	4	3	2		1
x		x		x	x	x	x	x	x	Delay_max (maximum delay) (n milliseconds, n = 0 to 63)

**Table 11.30.30.7 – Standard information field – G.992.3 Annexes A/L  
upstream PTM TPS-TC #1 NPar(3) coding – Octet 8**

		Bits						
8	7	6	5	4	3	2	1	
x	x					x	x	Error_max (maximum bit error ratio)
x	x			x	x			INP_min (minimum impulse noise protection) (bits 2 and 1)
x	x		x					Reserved for allocation by ITU-T
x	x	x						Reserved for allocation by ITU-T

**Table 11.30.30.8 – Standard information field – G.992.3 Annexes A/L  
upstream PTM TPS-TC #1 NPar(3) coding – Octet 9**

		Bits						
8	7	6	5	4	3	2	1	
x	x	x	x	x	x	x	x	INP_min (minimum impulse noise protection) (bits 8 to 3)

**Table 11.30.30.9 – Standard information field – G.992.3 Annexes A/L  
upstream PTM TPS-TC #1 NPar(3) coding – Octet 10**

		Bits						
8	7	6	5	4	3	2	1	
x	x	x	x	x	x	x	1	HDLC encapsulation
x	x	x	x	x	x	1	x	Reserved by ITU-T
x	x	x	x	x	1	x	x	Reserved by ITU-T
x	x	x	x	1	x	x	x	64/65-octet encapsulation with short packets
x	x	x	1	x	x	x	x	64/65-octet encapsulation with pre-emption
x	x	1	x	x	x	x	x	64/65-octet encapsulation supported
x	x	0	0	0	0	0	0	No parameters in this octet

**Table 11.30.30.10 – Standard information field – G.992.3 Annexes A/L  
upstream PTM TPS-TC #1 NPar(3) coding – Octet 11**

		Bits						
8	7	6	5	4	3	2	1	
x	x	x	x	x	x	x	1	Cipolicy ZERO
x	x	x	x	x	x	1	x	Cipolicy ONE
x	x	x	x	x	1	x	x	Reserved for allocation by ITU-T
x	x	x	x	1	x	x	x	Reserved for allocation by ITU-T
x	x	x	1	x	x	x	x	Reserved for allocation by ITU-T
x	x	1	x	x	x	x	x	Reserved for allocation by ITU-T
x	x	0	0	0	0	0	0	No parameters in this octet

**Table 11.30.31 – Standard information field – G.992.3 Annexes A/L  
downstream PMS-TC latency path #1 NPar(3) coding – Octet 1**

		Bits						
8	7	6	5	4	3	2	1	
x	x	x	x	x	x	x	x	Net_max (maximum net data rate, bits 12 to 7)

**Table 11.30.31.1 – Standard information field – G.992.3 Annexes A/L downstream PMS-TC latency path #1 NPar(3) coding – Octet 2**

8		7		Bits				G.992.3 Annexes A/L downstream PMS-TC latency path #1 NPar(3)s – Octet 2
8	7	6	5	4	3	2	1	
x	x	x	x	x	x	x	x	Net_max (maximum net data rate, bits 6 to 1)

**Table 11.30.31.2 – Standard information field – G.992.3 Annexes A/L downstream PMS-TC latency path #1 NPar(3) coding – Octet 3**

8		7		Bits				G.992.3 Annexes A/L downstream PMS-TC latency path #1 NPar(3)s – Octet 3
8	7	6	5	4	3	2	1	
x	x			x	x	x	x	$R_{1\max}$ value ( $2^n$ , $n = 0$ to $15$ )
x	x	x	x					Reserved for allocation by ITU-T

**Table 11.30.31.3 – Standard information field – G.992.3 Annexes A/L downstream PMS-TC latency path #1 NPar(3) coding – Octet 4**

8		7		Bits				G.992.3 Annexes A/L downstream PMS-TC latency path #1 NPar(3)s – Octet 4
8	7	6	5	4	3	2	1	
x	x				x	x	x	$D_{1\max}$ value ( $2^n$ , $n = 0$ to $7$ )
x	x	x	x	x				Reserved for allocation by ITU-T

**Table 11.30.32 – Standard information field – G.992.3 Annexes A/L upstream PMS-TC latency path #1 NPar(3) coding – Octet 1**

8		7		Bits				G.992.3 Annexes A/L upstream PMS-TC latency path #1 NPar(3)s – Octet 1
8	7	6	5	4	3	2	1	
x	x	x	x	x	x	x	x	Net_max (maximum net data rate, bits 12 to 7)

**Table 11.30.32.1 – Standard information field – G.992.3 Annexes A/L upstream PMS-TC latency path #1 NPar(3) coding – Octet 2**

8		7		Bits				G.992.3 Annexes A/L upstream PMS-TC latency path #1 NPar(3)s – Octet 2
8	7	6	5	4	3	2	1	
x	x	x	x	x	x	x	x	Net_max (maximum net data rate, bits 6 to 1)

**Table 11.30.32.2 – Standard information field – G.992.3 Annexes A/L upstream PMS-TC latency path #1 NPar(3) coding – Octet 3**

8		7		Bits				G.992.3 Annexes A/L upstream PMS-TC latency path #1 NPar(3)s – Octet 3
8	7	6	5	4	3	2	1	
x	x			x	x	x	x	$R_{1\max}$ value ( $2^n$ , $n = 0$ to $15$ )
x	x	x	x					Reserved for allocation by ITU-T

**Table 11.30.32.3 – Standard information field – G.992.3 Annexes A/L  
upstream PMS-TC latency path #1 NPar(3) coding – Octet 4**

		Bits						
8	7	6	5	4	3	2	1	
x	x				x	x	x	$D_{1\max}$ value ( $2^n$ , $n = 0$ to $7$ )
x	x	x	x	x				Reserved for allocation by ITU-T

**Table 11.30.37 – Standard information field – G.992.3 Annexes A/L  
downstream STM TPS-TC #2 NPar(3) coding – Octet 1**

		Bits						
8	7	6	5	4	3	2	1	
x	x	x	x	x	x	x	x	Net_min (minimum net data rate, bits 12 to 7)

**Table 11.30.37.1 – Standard information field – G.992.3 Annexes A/L  
downstream STM TPS-TC #2 NPar(3) coding – Octet 2**

		Bits						
8	7	6	5	4	3	2	1	
x	x	x	x	x	x	x	x	Net_min (minimum net data rate, bits 6 to 1)

**Table 11.30.37.2 – Standard information field – G.992.3 Annexes A/L  
downstream STM TPS-TC #2 NPar(3) coding – Octet 3**

		Bits						
8	7	6	5	4	3	2	1	
x	x	x	x	x	x	x	x	Net_max (maximum net data rate, bits 12 to 7)

**Table 11.30.37.3 – Standard information field – G.992.3 Annexes A/L  
downstream STM TPS-TC #2 NPar(3) coding – Octet 4**

		Bits						
8	7	6	5	4	3	2	1	
x	x	x	x	x	x	x	x	Net_max (maximum net data rate, bits 6 to 1)

**Table 11.30.37.4 – Standard information field – G.992.3 Annexes A/L  
downstream STM TPS-TC #2 NPar(3) coding – Octet 5**

		Bits						
8	7	6	5	4	3	2	1	
x	x	x	x	x	x	x	x	Net_reserve (minimum reserved net data rate, bits 12 to 7)

**Table 11.30.37.5 – Standard information field – G.992.3 Annexes A/L  
downstream STM TPS-TC #2 NPar(3) coding – Octet 6**

		Bits						
8	7	6	5	4	3	2	1	
x	x	x	x	x	x	x	x	Net_reserve (minimum reserved net data rate, bits 6 to 1)



**Table 11.30.37.6 – Standard information field – G.992.3 Annexes A/L downstream STM TPS-TC #2 NPar(3) coding – Octet 7**

		Bits						
8	7	6	5	4	3	2	1	
x	x	x	x	x	x	x	x	G.992.3 Annexes A/L downstream STM TPS-TC #2 NPar(3)s – Octet 7
								Delay_max (maximum delay) (n milliseconds, n = 0 to 63)

**Table 11.30.37.7 – Standard information field – G.992.3 Annexes A/L downstream STM TPS-TC #2 NPar(3) coding – Octet 8**

		Bits						
8	7	6	5	4	3	2	1	
x	x					x	x	G.992.3 Annexes A/L downstream STM TPS-TC #2 NPar(3)s – Octet 8
								Error_max (maximum bit error ratio)
x	x			x	x			INP_min (minimum impulse noise protection) (bits 2 and 1)
x	x		x					Reserved for allocation by ITU-T
x	x	x						Reserved for allocation by ITU-T

**Table 11.30.37.8 – Standard information field – G.992.3 Annexes A/L downstream STM TPS-TC #2 NPar(3) coding – Octet 9**

		Bits						
8	7	6	5	4	3	2	1	
x	x	x	x	x	x	x	x	G.992.3 Annexes A/L downstream STM TPS-TC #2 NPar(3)s – Octet 9
								INP_min (minimum impulse noise protection) (bits 8 to 3)

**Table 11.30.37.9 – Standard information field – G.992.3 Annexes A/L downstream STM TPS-TC #2 NPar(3) coding – Octet 10**

		Bits						
8	7	6	5	4	3	2	1	
x	x	x	x	x	x	x	1	G.992.3 Annexes A/L downstream STM TPS-TC #2 NPar(3)s – Octet 10
								CIpolicy ZERO
x	x	x	x	x	x	1	x	CIpolicy ONE
x	x	x	x	x	1	x	x	Reserved for allocation by ITU-T
x	x	x	x	1	x	x	x	Reserved for allocation by ITU-T
x	x	x	1	x	x	x	x	Reserved for allocation by ITU-T
x	x	1	x	x	x	x	x	Reserved for allocation by ITU-T
x	x	0	0	0	0	0	0	No parameters in this octet

**Table 11.30.38 – Standard information field – G.992.3 Annexes A/L upstream STM TPS-TC #2 NPar(3) coding – Octet 1**

		Bits						
8	7	6	5	4	3	2	1	
x	x	x	x	x	x	x	x	G.992.3 Annexes A/L upstream STM TPS-TC #2 NPar(3)s – Octet 1
								Net_min (minimum net data rate, bits 12 to 7)

**Table 11.30.38.1 – Standard information field – G.992.3 Annexes A/L upstream STM TPS-TC #2 NPar(3) coding – Octet 2**

		Bits						
8	7	6	5	4	3	2	1	
x	x	x	x	x	x	x	x	G.992.3 Annexes A/L upstream STM TPS-TC #2 NPar(3)s – Octet 2
								Net_min (minimum net data rate, bits 6 to 1)

**Table 11.30.38.2 – Standard information field – G.992.3 Annexes A/L upstream STM TPS-TC #2 NPar(3) coding – Octet 3**

		Bits						
8	7	6	5	4	3	2	1	
x	x	x	x	x	x	x	x	G.992.3 Annexes A/L upstream STM TPS-TC #2 NPar(3)s – Octet 3
								Net_max (maximum net data rate, bits 12 to 7)

**Table 11.30.38.3 – Standard information field – G.992.3 Annexes A/L upstream STM TPS-TC #2 NPar(3) coding – Octet 4**

		Bits						
8	7	6	5	4	3	2	1	
x	x	x	x	x	x	x	x	G.992.3 Annexes A/L upstream STM TPS-TC #2 NPar(3)s – Octet 4
								Net_max (maximum net data rate, bits 6 to 1)

**Table 11.30.38.4 – Standard information field – G.992.3 Annexes A/L upstream STM TPS-TC #2 NPar(3) coding – Octet 5**

		Bits						
8	7	6	5	4	3	2	1	
x	x	x	x	x	x	x	x	G.992.3 Annexes A/L upstream STM TPS-TC #2 NPar(3)s – Octet 5
								Net_reserve (minimum reserved net data rate, bits 12 to 7)

**Table 11.30.38.5 – Standard information field – G.992.3 Annexes A/L upstream STM TPS-TC #2 NPar(3) coding – Octet 6**

		Bits						
8	7	6	5	4	3	2	1	
x	x	x	x	x	x	x	x	G.992.3 Annexes A/L upstream STM TPS-TC #2 NPar(3)s – Octet 6
								Net_reserve (minimum reserved net data rate, bits 6 to 1)

**Table 11.30.38.6 – Standard information field – G.992.3 Annexes A/L upstream STM TPS-TC #2 NPar(3) coding – Octet 7**

		Bits						
8	7	6	5	4	3	2	1	
x	x	x	x	x	x	x	x	G.992.3 Annexes A/L upstream STM TPS-TC #2 NPar(3)s – Octet 7
								Delay_max (maximum delay) (n milliseconds, n = 0 to 63)

**Table 11.30.38.7 – Standard information field – G.992.3 Annexes A/L upstream STM TPS-TC #2 NPar(3) coding – Octet 8**

		Bits						
8	7	6	5	4	3	2	1	
x	x					x	x	G.992.3 Annexes A/L upstream STM TPS-TC #2 NPar(3)s – Octet 8
								Error_max (maximum bit error ratio)
x	x			x	x			INP_min (minimum impulse noise protection) (bits 2 and 1)
x	x		x					Reserved for allocation by ITU-T
x	x	x						Reserved for allocation by ITU-T

**Table 11.30.38.8 – Standard information field – G.992.3 Annexes A/L  
upstream STM TPS-TC #2 NPar(3) coding – Octet 9**

		Bits						
8	7	6	5	4	3	2	1	
x	x	x	x	x	x	x	x	G.992.3 Annexes A/L upstream STM TPS-TC #2 NPar(3)s – Octet 9
								INP_min (minimum impulse noise protection) (bits 8 to 3)

**Table 11.30.38.9 – Standard information field – G.992.3 Annexes A/L  
upstream STM TPS-TC #2 NPar(3) coding – Octet 10**

		Bits						
8	7	6	5	4	3	2	1	
x	x	x	x	x	x	x	1	CIpolicy ZERO
x	x	x	x	x	x	1	x	CIpolicy ONE
x	x	x	x	x	1	x	x	Reserved for allocation by ITU-T
x	x	x	x	1	x	x	x	Reserved for allocation by ITU-T
x	x	x	1	x	x	x	x	Reserved for allocation by ITU-T
x	x	1	x	x	x	x	x	Reserved for allocation by ITU-T
x	x	0	0	0	0	0	0	No parameters in this octet

**Table 11.30.39 – Standard information field – G.992.3 Annexes A/L  
downstream ATM TPS-TC #2 NPar(3) coding – Octet 1**

		Bits						
8	7	6	5	4	3	2	1	
x	x	x	x	x	x	x	x	G.992.3 Annexes A/L downstream ATM TPS-TC #2 NPar(3)s – Octet 1
								Net_min (minimum net data rate, bits 12 to 7)

**Table 11.30.39.1 – Standard information field – G.992.3 Annexes A/L  
downstream ATM TPS-TC #2 NPar(3) coding – Octet 2**

		Bits						
8	7	6	5	4	3	2	1	
x	x	x	x	x	x	x	x	G.992.3 Annexes A/L downstream ATM TPS-TC #2 NPar(3)s – Octet 2
								Net_min (minimum net data rate, bits 6 to 1)

**Table 11.30.39.2 – Standard information field – G.992.3 Annexes A/L  
downstream ATM TPS-TC #2 NPar(3) coding – Octet 3**

		Bits						
8	7	6	5	4	3	2	1	
x	x	x	x	x	x	x	x	G.992.3 Annexes A/L downstream ATM TPS-TC #2 NPar(3)s – Octet 3
								Net_max (maximum net data rate, bits 12 to 7)

**Table 11.30.39.3 – Standard information field – G.992.3 Annexes A/L  
downstream ATM TPS-TC #2 NPar(3) coding – Octet 4**

		Bits						
8	7	6	5	4	3	2	1	
x	x	x	x	x	x	x	x	G.992.3 Annexes A/L downstream ATM TPS-TC #2 NPar(3)s – Octet 4
								Net_max (maximum net data rate, bits 6 to 1)

**Table 11.30.39.4 – Standard information field – G.992.3 Annexes A/L downstream ATM TPS-TC #2 NPar(3) coding – Octet 5**

8 7		Bits						
		6	5	4	3	2	1	
x	x	x	x	x	x	x	x	G.992.3 Annexes A/L downstream ATM TPS-TC #2 NPar(3)s – Octet 5
								Net_reserve (minimum reserved net data rate, bits 12 to 7)

**Table 11.30.39.5 – Standard information field – G.992.3 Annexes A/L downstream ATM TPS-TC #2 NPar(3) coding – Octet 6**

8 7		Bits						
		6	5	4	3	2	1	
x	x	x	x	x	x	x	x	G.992.3 Annexes A/L downstream ATM TPS-TC #2 NPar(3)s – Octet 6
								Net_reserve (minimum reserved net data rate, bits 6 to 1)

**Table 11.30.39.6 – Standard information field – G.992.3 Annexes A/L downstream ATM TPS-TC #2 NPar(3) coding – Octet 7**

8 7		Bits						
		6	5	4	3	2	1	
x	x	x	x	x	x	x	x	G.992.3 Annexes A/L downstream ATM TPS-TC #2 NPar(3)s – Octet 7
								Delay_max (maximum delay) (n milliseconds, n = 0 to 63)

**Table 11.30.39.7 – Standard information field – G.992.3 Annexes A/L downstream ATM TPS-TC #2 NPar(3) coding – Octet 8**

8 7		Bits						
		6	5	4	3	2	1	
x	x					x	x	G.992.3 Annexes A/L downstream ATM TPS-TC #2 NPar(3)s – Octet 8
								Error_max (maximum bit error ratio)
x	x			x	x			INP_min (minimum impulse noise protection) (bits 2 and 1)
x	x		x					Reserved for allocation by ITU-T
x	x	x						IMA_flag

**Table 11.30.39.8 – Standard information field – G.992.3 Annexes A/L downstream ATM TPS-TC #2 NPar(3) coding – Octet 9**

8 7		Bits						
		6	5	4	3	2	1	
x	x	x	x	x	x	x	x	G.992.3 Annexes A/L downstream ATM TPS-TC #2 NPar(3)s – Octet 9
								INP_min (minimum impulse noise protection) (bits 8 to 3)

**Table 11.30.39.9 – Standard information field – G.992.3 Annexes A/L downstream ATM TPS-TC #2 NPar(3) coding – Octet 10**

8 7		Bits						
		6	5	4	3	2	1	
x	x	x	x	x	x	x	1	G.992.3 Annexes A/L downstream ATM TPS-TC #2 NPar(3)s – Octet 10
								Cipolicy ZERO
x	x	x	x	x	x	1	x	Cipolicy ONE
x	x	x	x	x	1	x	x	Reserved for allocation by ITU-T
x	x	x	x	1	x	x	x	Reserved for allocation by ITU-T
x	x	x	1	x	x	x	x	Reserved for allocation by ITU-T
x	x	1	x	x	x	x	x	Reserved for allocation by ITU-T
x	x	0	0	0	0	0	0	No parameters in this octet

**Table 11.30.40 – Standard information field – G.992.3 Annexes A/L  
upstream ATM TPS-TC #2 NPar(3) coding – Octet 1**

8		7		Bits					G.992.3 Annexes A/L upstream ATM TPS-TC #2 NPar(3)s – Octet 1
8	7	6	5	4	3	2	1		
x	x	x	x	x	x	x	x	Net_min (minimum net data rate, bits 12 to 7)	

**Table 11.30.40.1 – Standard information field – G.992.3 Annexes A/L  
upstream ATM TPS-TC #2 NPar(3) coding – Octet 2**

8		7		Bits					G.992.3 Annexes A/L upstream ATM TPS-TC #2 NPar(3)s – Octet 2
8	7	6	5	4	3	2	1		
x	x	x	x	x	x	x	x	Net_min (minimum net data rate, bits 6 to 1)	

**Table 11.30.40.2 – Standard information field – G.992.3 Annexes A/L  
upstream ATM TPS-TC #2 NPar(3) coding – Octet 3**

8		7		Bits					G.992.3 Annexes A/L upstream ATM TPS-TC #2 NPar(3)s – Octet 3
8	7	6	5	4	3	2	1		
x	x	x	x	x	x	x	x	Net_max (maximum net data rate, bits 12 to 7)	

**Table 11.30.40.3 – Standard information field – G.992.3 Annexes A/L  
upstream ATM TPS-TC #2 NPar(3) coding – Octet 4**

8		7		Bits					G.992.3 Annexes A/L upstream ATM TPS-TC #2 NPar(3)s – Octet 4
8	7	6	5	4	3	2	1		
x	x	x	x	x	x	x	x	Net_max (maximum net data rate, bits 6 to 1)	

**Table 11.30.40.4 – Standard information field – G.992.3 Annexes A/L  
upstream ATM TPS-TC #2 NPar(3) coding – Octet 5**

8		7		Bits					G.992.3 Annexes A/L upstream ATM TPS-TC #2 NPar(3)s – Octet 5
8	7	6	5	4	3	2	1		
x	x	x	x	x	x	x	x	Net_reserve (minimum reserved net data rate, bits 12 to 7)	

**Table 11.30.40.5 – Standard information field – G.992.3 Annexes A/L  
upstream ATM TPS-TC #2 NPar(3) coding – Octet 6**

8		7		Bits					G.992.3 Annexes A/L upstream ATM TPS-TC #2 NPar(3)s – Octet 6
8	7	6	5	4	3	2	1		
x	x	x	x	x	x	x	x	Net_reserve (minimum reserved net data rate, bits 6 to 1)	

**Table 11.30.40.6 – Standard information field – G.992.3 Annexes A/L  
upstream ATM TPS-TC #2 NPar(3) coding – Octet 7**

8		7		Bits					G.992.3 Annexes A/L upstream ATM TPS-TC #2 NPar(3)s – Octet 7
8	7	6	5	4	3	2	1		
x	x	x	x	x	x	x	x	Delay_max (maximum delay) (n milliseconds, n = 0 to 63)	

**Table 11.30.40.7 – Standard information field – G.992.3 Annexes A/L  
upstream ATM TPS-TC #2 NPar(3) coding – Octet 8**

		Bits						
8	7	6	5	4	3	2	1	
x	x					x	x	Error_max (maximum bit error ratio)
x	x			x	x			INP_min (minimum impulse noise protection) (bits 2 and 1)
x	x		x					Reserved for allocation by ITU-T
x	x	x						IMA_flag

**Table 11.30.40.8 – Standard information field – G.992.3 Annexes A/L  
upstream ATM TPS-TC #2 NPar(3) coding – Octet 9**

		Bits						
8	7	6	5	4	3	2	1	
x	x	x	x	x	x	x	x	INP_min (minimum impulse noise protection) (bits 8 to 3)

**Table 11.30.40.9 – Standard information field – G.992.3 Annexes A/L  
upstream ATM TPS-TC #2 NPar(3) coding – Octet 10**

		Bits						
8	7	6	5	4	3	2	1	
x	x	x	x	x	x	x	1	CIpolicy ZERO
x	x	x	x	x	x	1	x	CIpolicy ONE
x	x	x	x	x	1	x	x	Reserved for allocation by ITU-T
x	x	x	x	1	x	x	x	Reserved for allocation by ITU-T
x	x	x	1	x	x	x	x	Reserved for allocation by ITU-T
x	x	1	x	x	x	x	x	Reserved for allocation by ITU-T
x	x	0	0	0	0	0	0	No parameters in this octet

**Table 11.30.41 – Standard information field – G.992.3 Annexes A/L  
downstream PTM TPS-TC #2 NPar(3) coding – Octet 1**

		Bits						
8	7	6	5	4	3	2	1	
x	x	x	x	x	x	x	x	Net_min (minimum net data rate, bits 12 to 7)

**Table 11.30.41.1 – Standard information field – G.992.3 Annexes A/L  
downstream PTM TPS-TC #2 NPar(3) coding – Octet 2**

		Bits						
8	7	6	5	4	3	2	1	
x	x	x	x	x	x	x	x	Net_min (minimum net data rate, bits 6 to 1)

**Table 11.30.41.2 – Standard information field – G.992.3 Annexes A/L  
downstream PTM TPS-TC #2 NPar(3) coding – Octet 3**

		Bits						
8	7	6	5	4	3	2	1	
x	x	x	x	x	x	x	x	Net_max (maximum net data rate, bits 12 to 7)

**Table 11.30.41.3 – Standard information field – G.992.3 Annexes A/L downstream PTM TPS-TC #2 NPar(3) coding – Octet 4**

8		7		Bits						
				6	5	4	3	2	1	
x	x	x	x	x	x	x	x	x	x	G.992.3 Annexes A/L downstream PTM TPS-TC #2 NPar(3)s – Octet 4
x	x	x	x	x	x	x	x	x	x	Net_max (maximum net data rate, bits 6 to 1)

**Table 11.30.41.4 – Standard information field – G.992.3 Annexes A/L downstream PTM TPS-TC #2 NPar(3) coding – Octet 5**

8		7		Bits						
				6	5	4	3	2	1	
x	x	x	x	x	x	x	x	x	x	G.992.3 Annexes A/L downstream PTM TPS-TC #2 NPar(3)s – Octet 5
x	x	x	x	x	x	x	x	x	x	Net_reserve (minimum reserved net data rate, bits 12 to 7)

**Table 11.30.41.5 – Standard information field – G.992.3 Annexes A/L downstream PTM TPS-TC #2 NPar(3) coding – Octet 6**

8		7		Bits						
				6	5	4	3	2	1	
x	x	x	x	x	x	x	x	x	x	G.992.3 Annexes A/L downstream PTM TPS-TC #2 NPar(3)s – Octet 6
x	x	x	x	x	x	x	x	x	x	Net_reserve (minimum reserved net data rate, bits 6 to 1)

**Table 11.30.41.6 – Standard information field – G.992.3 Annexes A/L downstream PTM TPS-TC #2 NPar(3) coding – Octet 7**

8		7		Bits						
				6	5	4	3	2	1	
x	x	x	x	x	x	x	x	x	x	G.992.3 Annexes A/L downstream PTM TPS-TC #2 NPar(3)s – Octet 7
x	x	x	x	x	x	x	x	x	x	Delay_max (maximum delay) (n milliseconds, n = 0 to 63)

**Table 11.30.41.7 – Standard information field – G.992.3 Annexes A/L downstream PTM TPS-TC #2 NPar(3) coding – Octet 8**

8		7		Bits						
				6	5	4	3	2	1	
x	x	x	x					x	x	G.992.3 Annexes A/L downstream PTM TPS-TC #2 NPar(3)s – Octet 8
x	x	x	x			x	x			Error_max (maximum bit error ratio)
x	x	x	x							INP_min (minimum impulse noise protection) (bits 2 and 1)
x	x	x	x			x				Reserved for allocation by ITU-T
x	x	x	x	x						Reserved for allocation by ITU-T

**Table 11.30.41.8 – Standard information field – G.992.3 Annexes A/L downstream PTM TPS-TC #2 NPar(3) coding – Octet 9**

8		7		Bits						
				6	5	4	3	2	1	
x	x	x	x	x	x	x	x	x	x	G.992.3 Annexes A/L downstream PTM TPS-TC #2 NPar(3)s – Octet 9
x	x	x	x	x	x	x	x	x	x	INP_min (minimum impulse noise protection) (bits 8 to 3)

**Table 11.30.41.9 – Standard information field – G.992.3 Annexes A/L downstream PTM TPS-TC #2 NPar(3) coding – Octet 10**

		Bits						
8	7	6	5	4	3	2	1	
x	x	x	x	x	x	x	1	G.992.3 Annexes A/L downstream PTM TPS-TC #2 NPar(3)s – Octet 10
x	x	x	x	x	x	1	x	HDLC encapsulation
x	x	x	x	x	1	x	x	Reserved by ITU-T
x	x	x	x	1	x	x	x	Reserved by ITU-T
x	x	x	x	1	x	x	x	64/65-octet encapsulation with short packets
x	x	x	1	x	x	x	x	64/65-octet encapsulation with pre-emption
x	x	1	x	x	x	x	x	64/65-octet encapsulation supported
x	x	0	0	0	0	0	0	No parameters in this octet

**Table 11.30.41.10 – Standard information field – G.992.3 Annexes A/L downstream PTM TPS-TC #2 NPar(3) coding – Octet 11**

		Bits						
8	7	6	5	4	3	2	1	
x	x	x	x	x	x	x	1	G.992.3 Annexes A/L downstream PTM TPS-TC #2 NPar(3)s – Octet 11
x	x	x	x	x	x	1	x	CIpolicy ZERO
x	x	x	x	x	1	x	x	CIpolicy ONE
x	x	x	x	1	x	x	x	Reserved for allocation by ITU-T
x	x	x	x	1	x	x	x	Reserved for allocation by ITU-T
x	x	x	1	x	x	x	x	Reserved for allocation by ITU-T
x	x	1	x	x	x	x	x	Reserved for allocation by ITU-T
x	x	0	0	0	0	0	0	No parameters in this octet

**Table 11.30.42 – Standard information field – G.992.3 Annexes A/L upstream PTM TPS-TC #2 NPar(3) coding – Octet 1**

		Bits						
8	7	6	5	4	3	2	1	
x	x	x	x	x	x	x	x	G.992.3 Annexes A/L upstream PTM TPS-TC #2 NPar(3)s – Octet 1
x	x	x	x	x	x	x	x	Net_min (minimum net data rate, bits 12 to 7)

**Table 11.30.42.1 – Standard information field – G.992.3 Annexes A/L upstream PTM TPS-TC #2 NPar(3) coding – Octet 2**

		Bits						
8	7	6	5	4	3	2	1	
x	x	x	x	x	x	x	x	G.992.3 Annexes A/L upstream PTM TPS-TC #2 NPar(3)s – Octet 2
x	x	x	x	x	x	x	x	Net_min (minimum net data rate, bits 6 to 1)

**Table 11.30.42.2 – Standard information field – G.992.3 Annexes A/L upstream PTM TPS-TC #2 NPar(3) coding – Octet 3**

		Bits						
8	7	6	5	4	3	2	1	
x	x	x	x	x	x	x	x	G.992.3 Annexes A/L upstream PTM TPS-TC #2 NPar(3)s – Octet 3
x	x	x	x	x	x	x	x	Net_max (maximum net data rate, bits 12 to 7)



**Table 11.30.42.3 – Standard information field – G.992.3 Annexes A/L upstream PTM TPS-TC #2 NPar(3) coding – Octet 4**

		Bits						
8	7	6	5	4	3	2	1	
x	x	x	x	x	x	x	x	G.992.3 Annexes A/L upstream PTM TPS-TC #2 NPar(3)s – Octet 4
								Net_max (maximum net data rate, bits 6 to 1)

**Table 11.30.42.4 – Standard information field – G.992.3 Annexes A/L upstream PTM TPS-TC #2 NPar(3) coding – Octet 5**

		Bits						
8	7	6	5	4	3	2	1	
x	x	x	x	x	x	x	x	G.992.3 Annexes A/L upstream PTM TPS-TC #2 NPar(3)s – Octet 5
								Net_reserve (minimum reserved net data rate, bits 12 to 7)

**Table 11.30.42.5 – Standard information field – G.992.3 Annexes A/L upstream PTM TPS-TC #2 NPar(3) coding – Octet 6**

		Bits						
8	7	6	5	4	3	2	1	
x	x	x	x	x	x	x	x	G.992.3 Annexes A/L upstream PTM TPS-TC #2 NPar(3)s – Octet 6
								Net_reserve (minimum reserved net data rate, bits 6 to 1)

**Table 11.30.42.6 – Standard information field – G.992.3 Annexes A/L upstream PTM TPS-TC #2 NPar(3) coding – Octet 7**

		Bits						
8	7	6	5	4	3	2	1	
x	x	x	x	x	x	x	x	G.992.3 Annexes A/L upstream PTM TPS-TC #2 NPar(3)s – Octet 7
								Delay_max (maximum delay) (n milliseconds, n = 0 to 63)

**Table 11.30.42.7 – Standard information field – G.992.3 Annexes A/L upstream PTM TPS-TC #2 NPar(3) coding – Octet 8**

		Bits						
8	7	6	5	4	3	2	1	
x	x					x	x	G.992.3 Annexes A/L upstream PTM TPS-TC #2 NPar(3)s – Octet 8
								Error_max (maximum bit error ratio)
x	x			x	x			INP_min (minimum impulse noise protection) (bits 2 and 1)
x	x		x					Reserved for allocation by ITU-T
x	x	x						Reserved for allocation by ITU-T

**Table 11.30.42.8 – Standard information field – G.992.3 Annexes A/L upstream PTM TPS-TC #2 NPar(3) coding – Octet 9**

		Bits						
8	7	6	5	4	3	2	1	
x	x	x	x	x	x	x	x	G.992.3 Annexes A/L upstream PTM TPS-TC #2 NPar(3)s – Octet 9
								INP_min (minimum impulse noise protection) (bits 8 to 3)

**Table 11.30.42.9 – Standard information field – G.992.3 Annexes A/L  
upstream PTM TPS-TC #2 NPar(3) coding – Octet 10**

		Bits						
8	7	6	5	4	3	2	1	
x	x	x	x	x	x	x	1	HDLC encapsulation
x	x	x	x	x	x	1	x	Reserved by ITU-T
x	x	x	x	x	1	x	x	Reserved by ITU-T
x	x	x	x	1	x	x	x	64/65-octet encapsulation with short packets
x	x	x	1	x	x	x	x	64/65-octet encapsulation with pre-emption
x	x	1	x	x	x	x	x	64/65-octet encapsulation supported
x	x	0	0	0	0	0	0	No parameters in this octet

**Table 11.30.42.10 – Standard information field – G.992.3 Annexes A/L  
upstream PTM TPS-TC #2 NPar(3) coding – Octet 11**

		Bits						
8	7	6	5	4	3	2	1	
x	x	x	x	x	x	x	1	CIpolicy ZERO
x	x	x	x	x	x	1	x	CIpolicy ONE
x	x	x	x	x	1	x	x	Reserved for allocation by ITU-T
x	x	x	x	1	x	x	x	Reserved for allocation by ITU-T
x	x	x	1	x	x	x	x	Reserved for allocation by ITU-T
x	x	1	x	x	x	x	x	Reserved for allocation by ITU-T
x	x	0	0	0	0	0	0	No parameters in this octet

**Table 11.30.43 – Standard information field – G.992.3 Annexes A/L  
downstream PMS-TC latency path #2 NPar(3) coding – Octet 1**

		Bits						
8	7	6	5	4	3	2	1	
x	x	x	x	x	x	x	x	Net_max (maximum net data rate, bits 12 to 7)

**Table 11.30.43.1 – Standard information field – G.992.3 Annexes A/L  
downstream PMS-TC latency path #2 NPar(3) coding – Octet 2**

		Bits						
8	7	6	5	4	3	2	1	
x	x	x	x	x	x	x	x	Net_max (maximum net data rate, bits 6 to 1)

**Table 11.30.43.2 – Standard information field – G.992.3 Annexes A/L  
downstream PMS-TC latency path #2 NPar(3) coding – Octet 3**

		Bits						
8	7	6	5	4	3	2	1	
x	x			x	x	x	x	$R_{2\max}$ value ( $2 * n$ , $n = 0$ to $15$ )
x	x	x	x					Reserved for allocation by ITU-T

**Table 11.30.43.3 – Standard information field – G.992.3 Annexes A/L downstream PMS-TC latency path #2 NPar(3) coding – Octet 4**

		Bits						
8	7	6	5	4	3	2	1	
x	x				x	x	x	$D_{2_{max}}$ value ( $2^n$ , $n = 0$ to $7$ )
x	x	x	x	x				Reserved for allocation by ITU-T

**Table 11.30.44 – Standard information field – G.992.3 Annexes A/L upstream PMS-TC latency path #2 NPar(3) coding – Octet 1**

		Bits						
8	7	6	5	4	3	2	1	
x	x	x	x	x	x	x	x	$Net_{max}$ (maximum net data rate, bits 12 to 7)

**Table 11.30.44.1 – Standard information field – G.992.3 Annexes A/L upstream PMS-TC latency path #2 NPar(3) coding – Octet 2**

		Bits						
8	7	6	5	4	3	2	1	
x	x	x	x	x	x	x	x	$Net_{max}$ (maximum net data rate, bits 6 to 1)

**Table 11.30.44.2 – Standard information field – G.992.3 Annexes A/L upstream PMS-TC latency path #2 NPar(3) coding – Octet 3**

		Bits						
8	7	6	5	4	3	2	1	
x	x			x	x	x	x	$R_{2_{max}}$ value ( $2 * n$ , $n = 0$ to $15$ )
x	x	x	x					Reserved for allocation by ITU-T

**Table 11.30.44.3 – Standard information field – G.992.3 Annexes A/L upstream PMS-TC latency path #2 NPar(3) coding – Octet 4**

		Bits						
8	7	6	5	4	3	2	1	
x	x				x	x	x	$D_{2_{max}}$ value ( $2^n$ , $n = 0$ to $7$ )
x	x	x	x	x				Reserved for allocation by ITU-T

**Table 11.30.49 – Standard information field – G.992.3 Annexes A/L downstream STM TPS-TC #3 NPar(3) coding – Octet 1**

		Bits						
8	7	6	5	4	3	2	1	
x	x	x	x	x	x	x	x	$Net_{min}$ (minimum net data rate, bits 12 to 7)

**Table 11.30.49.1 – Standard information field – G.992.3 Annexes A/L downstream STM TPS-TC #3 NPar(3) coding – Octet 2**

8		7		Bits					G.992.3 Annexes A/L downstream STM TPS-TC #3 NPar(3)s – Octet 2
8	7	6	5	4	3	2	1		
x	x	x	x	x	x	x	x	Net_min (minimum net data rate, bits 6 to 1)	

**Table 11.30.49.2 – Standard information field – G.992.3 Annexes A/L downstream STM TPS-TC #3 NPar(3) coding – Octet 3**

8		7		Bits					G.992.3 Annexes A/L downstream STM TPS-TC #3 NPar(3)s – Octet 3
8	7	6	5	4	3	2	1		
x	x	x	x	x	x	x	x	Net_max (maximum net data rate, bits 12 to 7)	

**Table 11.30.49.3 – Standard information field – G.992.3 Annexes A/L downstream STM TPS-TC #3 NPar(3) coding – Octet 4**

8		7		Bits					G.992.3 Annexes A/L downstream STM TPS-TC #3 NPar(3)s – Octet 4
8	7	6	5	4	3	2	1		
x	x	x	x	x	x	x	x	Net_max (maximum net data rate, bits 6 to 1)	

**Table 11.30.49.4 – Standard information field – G.992.3 Annexes A/L downstream STM TPS-TC #3 NPar(3) coding – Octet 5**

8		7		Bits					G.992.3 Annexes A/L downstream STM TPS-TC #3 NPar(3)s – Octet 5
8	7	6	5	4	3	2	1		
x	x	x	x	x	x	x	x	Net_reserve (minimum reserved net data rate, bits 12 to 7)	

**Table 11.30.49.5 – Standard information field – G.992.3 Annexes A/L downstream STM TPS-TC #3 NPar(3) coding – Octet 6**

8		7		Bits					G.992.3 Annexes A/L downstream STM TPS-TC #3 NPar(3)s – Octet 6
8	7	6	5	4	3	2	1		
x	x	x	x	x	x	x	x	Net_reserve (minimum reserved net data rate, bits 6 to 1)	

**Table 11.30.49.6 – Standard information field – G.992.3 Annexes A/L downstream STM TPS-TC #3 NPar(3) coding – Octet 7**

8		7		Bits					G.992.3 Annexes A/L downstream STM TPS-TC #3 NPar(3)s – Octet 7
8	7	6	5	4	3	2	1		
x	x	x	x	x	x	x	x	Delay_max (maximum delay) (n milliseconds, n = 0 to 63)	

**Table 11.30.49.7 – Standard information field – G.992.3 Annexes A/L  
downstream STM TPS-TC #3 NPar(3) coding – Octet 8**

		Bits						
8	7	6	5	4	3	2	1	
x	x					x	x	Error_max (maximum bit error ratio)
x	x			x	x			INP_min (minimum impulse noise protection) (bits 2 and 1)
x	x		x					Reserved for allocation by ITU-T
x	x	x						Reserved for allocation by ITU-T

**Table 11.30.49.8 – Standard information field – G.992.3 Annexes A/L  
downstream STM TPS-TC #3 NPar(3) coding – Octet 9**

		Bits						
8	7	6	5	4	3	2	1	
x	x	x	x	x	x	x	x	INP_min (minimum impulse noise protection) (bits 8 to 3)

**Table 11.30.49.9 – Standard information field – G.992.3 Annexes A/L  
downstream STM TPS-TC #3 NPar(3) coding – Octet 10**

		Bits						
8	7	6	5	4	3	2	1	
x	x	x	x	x	x	x	1	CIpolicy ZERO
x	x	x	x	x	x	1	x	CIpolicy ONE
x	x	x	x	x	1	x	x	Reserved for allocation by ITU-T
x	x	x	x	1	x	x	x	Reserved for allocation by ITU-T
x	x	x	1	x	x	x	x	Reserved for allocation by ITU-T
x	x	1	x	x	x	x	x	Reserved for allocation by ITU-T
x	x	0	0	0	0	0	0	No parameters in this octet

**Table 11.30.50 – Standard information field – G.992.3 Annexes A/L  
upstream STM TPS-TC #3 NPar(3) coding – Octet 1**

		Bits						
8	7	6	5	4	3	2	1	
x	x	x	x	x	x	x	x	Net_min (minimum net data rate, bits 12 to 7)

**Table 11.30.50.1 – Standard information field – G.992.3 Annexes A/L  
upstream STM TPS-TC #3 NPar(3) coding – Octet 2**

		Bits						
8	7	6	5	4	3	2	1	
x	x	x	x	x	x	x	x	Net_min (minimum net data rate, bits 6 to 1)

**Table 11.30.50.2 – Standard information field – G.992.3 Annexes A/L  
upstream STM TPS-TC #3 NPar(3) coding – Octet 3**

		Bits						
8	7	6	5	4	3	2	1	
x	x	x	x	x	x	x	x	Net_max (maximum net data rate, bits 12 to 7)

**Table 11.30.50.3 – Standard information field – G.992.3 Annexes A/L upstream STM TPS-TC #3 NPar(3) coding – Octet 4**

		Bits						
8	7	6	5	4	3	2	1	
x	x	x	x	x	x	x	x	Net_max (maximum net data rate, bits 6 to 1)

**Table 11.30.50.4 – Standard information field – G.992.3 Annexes A/L upstream STM TPS-TC #3 NPar(3) coding – Octet 5**

		Bits						
8	7	6	5	4	3	2	1	
x	x	x	x	x	x	x	x	Net_reserve (minimum reserved net data rate, bits 12 to 7)

**Table 11.30.50.5 – Standard information field – G.992.3 Annexes A/L upstream STM TPS-TC #3 NPar(3) coding – Octet 6**

		Bits						
8	7	6	5	4	3	2	1	
x	x	x	x	x	x	x	x	Net_reserve (minimum reserved net data rate, bits 6 to 1)

**Table 11.30.50.6 – Standard information field – G.992.3 Annexes A/L upstream STM TPS-TC #3 NPar(3) coding – Octet 7**

		Bits						
8	7	6	5	4	3	2	1	
x	x	x	x	x	x	x	x	Delay_max (maximum delay) (n milliseconds, n = 0 to 63)

**Table 11.30.50.7 – Standard information field – G.992.3 Annexes A/L upstream STM TPS-TC #3 NPar(3) coding – Octet 8**

		Bits						
8	7	6	5	4	3	2	1	
x	x					x	x	Error_max (maximum bit error ratio)
x	x			x	x			INP_min (minimum impulse noise protection) (bits 2 and 1)
x	x		x					Reserved for allocation by ITU-T
x	x	x						Reserved for allocation by ITU-T

**Table 11.30.50.8 – Standard information field – G.992.3 Annexes A/L upstream STM TPS-TC #3 NPar(3) coding – Octet 9**

		Bits						
8	7	6	5	4	3	2	1	
x	x	x	x	x	x	x	x	INP_min (minimum impulse noise protection) (bits 8 to 3)

**Table 11.30.50.9 – Standard information field – G.992.3 Annexes A/L  
upstream STM TPS-TC #3 NPar(3) coding – Octet 10**

		Bits						
8	7	6	5	4	3	2	1	
x	x	x	x	x	x	x	1	CIpolicy ZERO
x	x	x	x	x	x	1	x	CIpolicy ONE
x	x	x	x	x	1	x	x	Reserved for allocation by ITU-T
x	x	x	x	1	x	x	x	Reserved for allocation by ITU-T
x	x	x	1	x	x	x	x	Reserved for allocation by ITU-T
x	x	1	x	x	x	x	x	Reserved for allocation by ITU-T
x	x	0	0	0	0	0	0	No parameters in this octet

**Table 11.30.51 – Standard information field – G.992.3 Annexes A/L  
downstream ATM TPS-TC #3 NPar(3) coding – Octet 1**

		Bits						
8	7	6	5	4	3	2	1	
x	x	x	x	x	x	x	x	Net_min (minimum net data rate, bits 12 to 7)

**Table 11.30.51.1 – Standard information field – G.992.3 Annexes A/L  
downstream ATM TPS-TC #3 NPar(3) coding – Octet 2**

		Bits						
8	7	6	5	4	3	2	1	
x	x	x	x	x	x	x	x	Net_min (minimum net data rate, bits 6 to 1)

**Table 11.30.51.2 – Standard information field – G.992.3 Annexes A/L  
downstream ATM TPS-TC #3 NPar(3) coding – Octet 3**

		Bits						
8	7	6	5	4	3	2	1	
x	x	x	x	x	x	x	x	Net_max (maximum net data rate, bits 12 to 7)

**Table 11.30.51.3 – Standard information field – G.992.3 Annexes A/L  
downstream ATM TPS-TC #3 NPar(3) coding – Octet 4**

		Bits						
8	7	6	5	4	3	2	1	
x	x	x	x	x	x	x	x	Net_max (maximum net data rate, bits 6 to 1)

**Table 11.30.51.4 – Standard information field – G.992.3 Annexes A/L  
downstream ATM TPS-TC #3 NPar(3) coding – Octet 5**

		Bits						
8	7	6	5	4	3	2	1	
x	x	x	x	x	x	x	x	Net_reserve (minimum reserved net data rate, bits 12 to 7)

**Table 11.30.51.5 – Standard information field – G.992.3 Annexes A/L downstream ATM TPS-TC #3 NPar(3) coding – Octet 6**

		Bits						
8	7	6	5	4	3	2	1	
x	x	x	x	x	x	x	x	G.992.3 Annexes A/L downstream ATM TPS-TC #3 NPar(3)s – Octet 6
								Net_reserve (minimum reserved net data rate, bits 6 to 1)

**Table 11.30.51.6 – Standard information field – G.992.3 Annexes A/L downstream ATM TPS-TC #3 NPar(3) coding – Octet 7**

		Bits						
8	7	6	5	4	3	2	1	
x	x	x	x	x	x	x	x	G.992.3 Annexes A/L downstream ATM TPS-TC #3 NPar(3)s – Octet 7
								Delay_max (maximum delay) (n milliseconds, n = 0 to 63)

**Table 11.30.51.7 – Standard information field – G.992.3 Annexes A/L downstream ATM TPS-TC #3 NPar(3) coding – Octet 8**

		Bits						
8	7	6	5	4	3	2	1	
x	x					x	x	G.992.3 Annexes A/L downstream ATM TPS-TC #3 NPar(3)s – Octet 8
								Error_max (maximum bit error ratio)
x	x			x	x			INP_min (minimum impulse noise protection) (bits 2 and 1)
x	x		x					Reserved for allocation by ITU-T
x	x	x						IMA_flag

**Table 11.30.51.8 – Standard information field – G.992.3 Annexes A/L downstream ATM TPS-TC #3 NPar(3) coding – Octet 9**

		Bits						
8	7	6	5	4	3	2	1	
x	x	x	x	x	x	x	x	G.992.3 Annexes A/L downstream ATM TPS-TC #3 NPar(3)s – Octet 9
								INP_min (minimum impulse noise protection) (bits 8 to 3)

**Table 11.30.51.9 – Standard information field – G.992.3 Annexes A/L downstream ATM TPS-TC #3 NPar(3) coding – Octet 10**

		Bits						
8	7	6	5	4	3	2	1	
x	x	x	x	x	x	x	1	G.992.3 Annexes A/L downstream ATM TPS-TC #3 NPar(3)s – Octet 10
								CIpolicy ZERO
x	x	x	x	x	x	1	x	CIpolicy ONE
x	x	x	x	x	1	x	x	Reserved for allocation by ITU-T
x	x	x	x	1	x	x	x	Reserved for allocation by ITU-T
x	x	x	1	x	x	x	x	Reserved for allocation by ITU-T
x	x	1	x	x	x	x	x	Reserved for allocation by ITU-T
x	x	0	0	0	0	0	0	No parameters in this octet

**Table 11.30.52 – Standard information field – G.992.3 Annexes A/L upstream ATM TPS-TC #3 NPar(3) coding – Octet 1**

		Bits						
8	7	6	5	4	3	2	1	
x	x	x	x	x	x	x	x	G.992.3 Annexes A/L upstream ATM TPS-TC #3 NPar(3)s – Octet 1
								Net_min (minimum net data rate, bits 12 to 7)



**Table 11.30.52.1 – Standard information field – G.992.3 Annexes A/L  
upstream ATM TPS-TC #3 NPar(3) coding – Octet 2**

8		7		Bits					G.992.3 Annexes A/L upstream ATM TPS-TC #3 NPar(3)s – Octet 2
8	7	6	5	4	3	2	1		
x	x	x	x	x	x	x	x	Net_min (minimum net data rate, bits 6 to 1)	

**Table 11.30.52.2 – Standard information field – G.992.3 Annexes A/L  
upstream ATM TPS-TC #3 NPar(3) coding – Octet 3**

8		7		Bits					G.992.3 Annexes A/L upstream ATM TPS-TC #3 NPar(3)s – Octet 3
8	7	6	5	4	3	2	1		
x	x	x	x	x	x	x	x	Net_max (maximum net data rate, bits 12 to 7)	

**Table 11.30.52.3 – Standard information field – G.992.3 Annexes A/L  
upstream ATM TPS-TC #3 NPar(3) coding – Octet 4**

8		7		Bits					G.992.3 Annexes A/L upstream ATM TPS-TC #3 NPar(3)s – Octet 4
8	7	6	5	4	3	2	1		
x	x	x	x	x	x	x	x	Net_max (maximum net data rate, bits 6 to 1)	

**Table 11.30.52.4 – Standard information field – G.992.3 Annexes A/L  
upstream ATM TPS-TC #3 NPar(3) coding – Octet 5**

8		7		Bits					G.992.3 Annexes A/L upstream ATM TPS-TC #3 NPar(3)s – Octet 5
8	7	6	5	4	3	2	1		
x	x	x	x	x	x	x	x	Net_reserve (minimum reserved net data rate, bits 12 to 7)	

**Table 11.30.52.5 – Standard information field – G.992.3 Annexes A/L  
upstream ATM TPS-TC #3 NPar(3) coding – Octet 6**

8		7		Bits					G.992.3 Annexes A/L upstream ATM TPS-TC #3 NPar(3)s – Octet 6
8	7	6	5	4	3	2	1		
x	x	x	x	x	x	x	x	Net_reserve (minimum reserved net data rate, bits 6 to 1)	

**Table 11.30.52.6 – Standard information field – G.992.3 Annexes A/L  
upstream ATM TPS-TC #3 NPar(3) coding – Octet 7**

8		7		Bits					G.992.3 Annexes A/L upstream ATM TPS-TC #3 NPar(3)s – Octet 7
8	7	6	5	4	3	2	1		
x	x	x	x	x	x	x	x	Delay_max (maximum delay) (n milliseconds, n = 0 to 63)	

**Table 11.30.52.7 – Standard information field – G.992.3 Annexes A/L  
upstream ATM TPS-TC #3 NPar(3) coding – Octet 8**

		Bits						
8	7	6	5	4	3	2	1	
x	x					x	x	Error_max (maximum bit error ratio)
x	x			x	x			INP_min (minimum impulse noise protection) (bits 2 and 1)
x	x		x					Reserved for allocation by ITU-T
x	x	x						IMA_flag

**Table 11.30.52.8 – Standard information field – G.992.3 Annexes A/L  
upstream ATM TPS-TC #3 NPar(3) coding – Octet 9**

		Bits						
8	7	6	5	4	3	2	1	
x	x	x	x	x	x	x	x	INP_min (minimum impulse noise protection) (bits 8 to 3)

**Table 11.30.52.9 – Standard information field – G.992.3 Annexes A/L  
upstream ATM TPS-TC #3 NPar(3) coding – Octet 10**

		Bits						
8	7	6	5	4	3	2	1	
x	x	x	x	x	x	x	1	CIpolicy ZERO
x	x	x	x	x	x	1	x	CIpolicy ONE
x	x	x	x	x	1	x	x	Reserved for allocation by ITU-T
x	x	x	x	1	x	x	x	Reserved for allocation by ITU-T
x	x	x	1	x	x	x	x	Reserved for allocation by ITU-T
x	x	1	x	x	x	x	x	Reserved for allocation by ITU-T
x	x	0	0	0	0	0	0	No parameters in this octet

**Table 11.30.53 – Standard information field – G.992.3 Annexes A/L  
downstream PTM TPS-TC #3 NPar(3) coding – Octet 1**

		Bits						
8	7	6	5	4	3	2	1	
x	x	x	x	x	x	x	x	Net_min (minimum net data rate, bits 12 to 7)

**Table 11.30.53.1 – Standard information field – G.992.3 Annexes A/L  
downstream PTM TPS-TC #3 NPar(3) coding – Octet 2**

		Bits						
8	7	6	5	4	3	2	1	
x	x	x	x	x	x	x	x	Net_min (minimum net data rate, bits 6 to 1)

**Table 11.30.53.2 – Standard information field – G.992.3 Annexes A/L  
downstream PTM TPS-TC #3 NPar(3) coding – Octet 3**

		Bits						
8	7	6	5	4	3	2	1	
x	x	x	x	x	x	x	x	Net_max (maximum net data rate, bits 12 to 7)

**Table 11.30.53.3 – Standard information field – G.992.3 Annexes A/L downstream PTM TPS-TC #3 NPar(3) coding – Octet 4**

		Bits						
8	7	6	5	4	3	2	1	
x	x	x	x	x	x	x	x	Net_max (maximum net data rate, bits 6 to 1)

**G.992.3 Annexes A/L downstream PTM TPS-TC #3 NPar(3)s – Octet 4**

**Table 11.30.53.4 – Standard information field – G.992.3 Annexes A/L downstream PTM TPS-TC #3 NPar(3) coding – Octet 5**

		Bits						
8	7	6	5	4	3	2	1	
x	x	x	x	x	x	x	x	Net_reserve (minimum reserved net data rate, bits 12 to 7)

**G.992.3 Annexes A/L downstream PTM TPS-TC #3 NPar(3)s – Octet 5**

**Table 11.30.53.5 – Standard information field – G.992.3 Annexes A/L downstream PTM TPS-TC #3 NPar(3) coding – Octet 6**

		Bits						
8	7	6	5	4	3	2	1	
x	x	x	x	x	x	x	x	Net_reserve (minimum reserved net data rate, bits 6 to 1)

**G.992.3 Annexes A/L downstream PTM TPS-TC #3 NPar(3)s – Octet 6**

**Table 11.30.53.6 – Standard information field – G.992.3 Annexes A/L downstream PTM TPS-TC #3 NPar(3) coding – Octet 7**

		Bits						
8	7	6	5	4	3	2	1	
x	x	x	x	x	x	x	x	Delay_max (maximum delay) (n milliseconds, n = 0 to 63)

**G.992.3 Annexes A/L downstream PTM TPS-TC #3 NPar(3)s – Octet 7**

**Table 11.30.53.7 – Standard information field – G.992.3 Annexes A/L downstream PTM TPS-TC #3 NPar(3) coding – Octet 8**

		Bits						
8	7	6	5	4	3	2	1	
x	x					x	x	Error_max (maximum bit error ratio)
x	x			x	x			INP_min (minimum impulse noise protection) (bits 2 and 1)
x	x		x					Reserved for allocation by ITU-T
x	x	x						Reserved for allocation by ITU-T

**G.992.3 Annexes A/L downstream PTM TPS-TC #3 NPar(3)s – Octet 8**

**Table 11.30.53.8 – Standard information field – G.992.3 Annexes A/L downstream PTM TPS-TC #3 NPar(3) coding – Octet 9**

		Bits						
8	7	6	5	4	3	2	1	
x	x	x	x	x	x	x	x	INP_min (minimum impulse noise protection) (bits 8 to 3)

**G.992.3 Annexes A/L downstream PTM TPS-TC #3 NPar(3)s – Octet 9**

**Table 11.30.53.9 – Standard information field – G.992.3 Annexes A/L  
downstream PTM TPS-TC #3 NPar(3) coding – Octet 10**

		Bits						
8	7	6	5	4	3	2	1	
x	x	x	x	x	x	x	1	HDLC encapsulation
x	x	x	x	x	x	1	x	Reserved by ITU-T
x	x	x	x	x	1	x	x	Reserved by ITU-T
x	x	x	x	1	x	x	x	64/65-octet encapsulation with short packets
x	x	x	1	x	x	x	x	64/65-octet encapsulation with pre-emption
x	x	1	x	x	x	x	x	64/65-octet encapsulation supported
x	x	0	0	0	0	0	0	No parameters in this octet

**Table 11.30.53.10 – Standard information field – G.992.3 Annexes A/L  
downstream PTM TPS-TC #3 NPar(3) coding – Octet 11**

		Bits						
8	7	6	5	4	3	2	1	
x	x	x	x	x	x	x	1	CIpolicy ZERO
x	x	x	x	x	x	1	x	CIpolicy ONE
x	x	x	x	x	1	x	x	Reserved for allocation by ITU-T
x	x	x	x	1	x	x	x	Reserved for allocation by ITU-T
x	x	x	1	x	x	x	x	Reserved for allocation by ITU-T
x	x	1	x	x	x	x	x	Reserved for allocation by ITU-T
x	x	0	0	0	0	0	0	No parameters in this octet

**Table 11.30.54 – Standard information field – G.992.3 Annexes A/L  
upstream PTM TPS-TC #3 NPar(3) coding – Octet 1**

		Bits						
8	7	6	5	4	3	2	1	
x	x	x	x	x	x	x	x	Net_min (minimum net data rate, bits 12 to 7)

**Table 11.30.54.1 – Standard information field – G.992.3 Annexes A/L  
upstream PTM TPS-TC #3 NPar(3) coding – Octet 2**

		Bits						
8	7	6	5	4	3	2	1	
x	x	x	x	x	x	x	x	Net_min (minimum net data rate, bits 6 to 1)

**Table 11.30.54.2 – Standard information field – G.992.3 Annexes A/L  
upstream PTM TPS-TC #3 NPar(3) coding – Octet 3**

		Bits						
8	7	6	5	4	3	2	1	
x	x	x	x	x	x	x	x	Net_max (maximum net data rate, bits 12 to 7)

**Table 11.30.54.3 – Standard information field – G.992.3 Annexes A/L upstream PTM TPS-TC #3 NPar(3) coding – Octet 4**

		Bits						
8	7	6	5	4	3	2	1	
x	x	x	x	x	x	x	x	Net_max (maximum net data rate, bits 6 to 1)

**Table 11.30.54.4 – Standard information field – G.992.3 Annexes A/L upstream PTM TPS-TC #3 NPar(3) coding – Octet 5**

		Bits						
8	7	6	5	4	3	2	1	
x	x	x	x	x	x	x	x	Net_reserve (minimum reserved net data rate, bits 12 to 7)

**Table 11.30.54.5 – Standard information field – G.992.3 Annexes A/L upstream PTM TPS-TC #3 NPar(3) coding – Octet 6**

		Bits						
8	7	6	5	4	3	2	1	
x	x	x	x	x	x	x	x	Net_reserve (minimum reserved net data rate, bits 6 to 1)

**Table 11.30.54.6 – Standard information field – G.992.3 Annexes A/L upstream PTM TPS-TC #3 NPar(3) coding – Octet 7**

		Bits						
8	7	6	5	4	3	2	1	
x	x	x	x	x	x	x	x	Delay_max (maximum delay) (n milliseconds, n = 0 to 63)

**Table 11.30.54.7 – Standard information field – G.992.3 Annexes A/L upstream PTM TPS-TC #3 NPar(3) coding – Octet 8**

		Bits						
8	7	6	5	4	3	2	1	
x	x					x	x	Error_max (maximum bit error ratio)
x	x			x	x			INP_min (minimum impulse noise protection) (bits 2 and 1)
x	x		x					Reserved for allocation by ITU-T
x	x	x						Reserved for allocation by ITU-T

**Table 11.30.54.8 – Standard information field – G.992.3 Annexes A/L upstream PTM TPS-TC #3 NPar(3) coding – Octet 9**

		Bits						
8	7	6	5	4	3	2	1	
x	x	x	x	x	x	x	x	INP_min (minimum impulse noise protection) (bits 8 to 3)

**Table 11.30.54.9 – Standard information field – G.992.3 Annexes A/L  
upstream PTM TPS-TC #3 NPar(3) coding – Octet 10**

		Bits						
8	7	6	5	4	3	2	1	
x	x	x	x	x	x	x	1	HDLC encapsulation
x	x	x	x	x	x	1	x	Reserved by ITU-T
x	x	x	x	x	1	x	x	Reserved by ITU-T
x	x	x	x	1	x	x	x	64/65-octet encapsulation with short packets
x	x	x	1	x	x	x	x	64/65-octet encapsulation with pre-emption
x	x	1	x	x	x	x	x	64/65-octet encapsulation supported
x	x	0	0	0	0	0	0	No parameters in this octet

**Table 11.30.54.10 – Standard information field – G.992.3 Annexes A/L  
upstream PTM TPS-TC #3 NPar(3) coding – Octet 11**

		Bits						
8	7	6	5	4	3	2	1	
x	x	x	x	x	x	x	1	CIpolicy ZERO
x	x	x	x	x	x	1	x	CIpolicy ONE
x	x	x	x	x	1	x	x	Reserved for allocation by ITU-T
x	x	x	x	1	x	x	x	Reserved for allocation by ITU-T
x	x	x	1	x	x	x	x	Reserved for allocation by ITU-T
x	x	1	x	x	x	x	x	Reserved for allocation by ITU-T
x	x	0	0	0	0	0	0	No parameters in this octet

**Table 11.30.55 – Standard information field – G.992.3 Annexes A/L  
downstream PMS-TC latency path #3 NPar(3) coding – Octet 1**

		Bits						
8	7	6	5	4	3	2	1	
x	x	x	x	x	x	x	x	Net_max (maximum net data rate, bits 12 to 7)

**Table 11.30.55.1 – Standard information field – G.992.3 Annexes A/L  
downstream PMS-TC latency path #3 NPar(3) coding – Octet 2**

		Bits						
8	7	6	5	4	3	2	1	
x	x	x	x	x	x	x	x	Net_max (maximum net data rate, bits 6 to 1)

**Table 11.30.55.2 – Standard information field – G.992.3 Annexes A/L  
downstream PMS-TC latency path #3 NPar(3) coding – Octet 3**

		Bits						
8	7	6	5	4	3	2	1	
x	x			x	x	x	x	R <sub>3 max</sub> value (2 * n, n = 0 to 15)
x	x	x	x					Reserved for allocation by ITU-T

**Table 11.30.55.3 – Standard information field – G.992.3 Annexes A/L downstream PMS-TC latency path #3 NPar(3) coding – Octet 4**

		Bits						
8	7	6	5	4	3	2	1	
x	x				x	x	x	$D_{3\max}$ value ( $2^n$ , $n = 0$ to $7$ )
x	x	x	x	x				Reserved for allocation by ITU-T

**Table 11.30.56 – Standard information field – G.992.3 Annexes A/L upstream PMS-TC latency path #3 NPar(3) coding – Octet 1**

		Bits						
8	7	6	5	4	3	2	1	
x	x	x	x	x	x	x	x	$Net_{\max}$ (maximum net data rate, bits 12 to 7)

**Table 11.30.56.1 – Standard information field – G.992.3 Annexes A/L upstream PMS-TC latency path #3 NPar(3) coding – Octet 2**

		Bits						
8	7	6	5	4	3	2	1	
x	x	x	x	x	x	x	x	$Net_{\max}$ (maximum net data rate, bits 6 to 1)

**Table 11.30.56.2 – Standard information field – G.992.3 Annexes A/L upstream PMS-TC latency path #3 NPar(3) coding – Octet 3**

		Bits						
8	7	6	5	4	3	2	1	
x	x			x	x	x	x	$R_{3\max}$ value ( $2 * n$ , $n = 0$ to $15$ )
x	x	x	x					Reserved for allocation by ITU-T

**Table 11.30.56.3 – Standard information field – G.992.3 Annexes A/L upstream PMS-TC latency path #3 NPar(3) coding – Octet 4**

		Bits						
8	7	6	5	4	3	2	1	
x	x				x	x	x	$D_{3\max}$ value ( $2^n$ , $n = 0$ to $7$ )
x	x	x	x	x				Reserved for allocation by ITU-T

#### 9.4.16 G.992.3 Annex B Par(2)/Par(3) parameters

**Table 11.31 – Standard information field – G.992.3 Annex B NPar(2) coding**

Bits		G.992.3 Annex B NPar(2)s						
8	7	6	5	4	3	2	1	
x	x	x	x	x	x	x	1	NTR
x	x	x	x	x	x	1	x	Short initialization
x	x	x	x	x	1	x	x	Diagnostics mode
x	x	x	x	1	x	x	x	Tones 1 to 32
x	x	x	1	x	x	x	x	Reserved for allocation by ITU-T
x	x	1	x	x	x	x	x	Reserved for allocation by ITU-T
x	x	0	0	0	0	0	0	No parameters in this octet

**Table 11.32 – Standard information field – G.992.3 Annex B SPar(2) coding – Octet 1**

Bits		G.992.3 Annex B SPar(2)s – Octet 1						
8	7	6	5	4	3	2	1	
x	x	x	x	x	x	x	1	Spectrum bounds upstream
x	x	x	x	x	x	1	x	Spectrum shaping upstream
x	x	x	x	x	1	x	x	Spectrum bounds downstream
x	x	x	x	1	x	x	x	Spectrum shaping downstream
x	x	x	1	x	x	x	x	Transmit signal images above the Nyquist frequency
x	x	1	x	x	x	x	x	Reserved for allocation by ITU-T
x	x	0	0	0	0	0	0	No parameters in this octet

**Table 11.32.0.1 – Standard information field – G.992.3 Annex B SPar(2) coding – Octet 2**

Bits		G.992.3 Annex B SPar(2)s – Octet 2						
8	7	6	5	4	3	2	1	
x	x	x	x	x	x	x	1	Downstream overhead data rate
x	x	x	x	x	x	1	x	Upstream overhead data rate
x	x	x	x	x	1	x	x	Maximum number of downstream TPS-TC functions of each type
x	x	x	x	1	x	x	x	Maximum number of upstream TPS-TC functions of each type
x	x	x	1	x	x	x	x	Reserved for allocation by ITU-T
x	x	1	x	x	x	x	x	Reserved for allocation by ITU-T
x	x	0	0	0	0	0	0	No parameters in this octet



**Table 11.32.0.2 – Standard information field –G.992.3 Annex B SPar(2) coding – Octet 3**

		Bits						G.992.3 Annex B SPar(2)s – Octet 3
8	7	6	5	4	3	2	1	
x	x	x	x	x	x	x	1	Downstream STM TPS-TC #0
x	x	x	x	x	x	1	x	Upstream STM TPS-TC #0
x	x	x	x	x	1	x	x	Downstream ATM TPS-TC #0
x	x	x	x	1	x	x	x	Upstream ATM TPS-TC #0
x	x	x	1	x	x	x	x	Downstream PTM TPS-TC #0
x	x	1	x	x	x	x	x	Upstream PTM TPS-TC #0
x	x	0	0	0	0	0	0	No parameters in this octet

**Table 11.32.0.3 – Standard information field – G.992.3 Annex B SPar(2) coding – Octet 4**

		Bits						G.992.3 Annex B SPar(2)s – Octet 4
8	7	6	5	4	3	2	1	
x	x	x	x	x	x	x	1	Downstream PMS-TC latency path #0 supported
x	x	x	x	x	x	1	x	Upstream PMS-TC latency path #0 supported
x	x	x	x	x	1	x	x	Reserved for allocation by ITU-T
x	x	x	x	1	x	x	x	Reserved for allocation by ITU-T
x	x	x	1	x	x	x	x	Reserved for allocation by ITU-T
x	x	1	x	x	x	x	x	Reserved for allocation by ITU-T
x	x	0	0	0	0	0	0	No parameters in this octet

**Table 11.32.0.4 – Standard information field – G.992.3 Annex B SPar(2) coding – Octet 5**

		Bits						G.992.3 Annex B SPar(2)s – Octet 5
8	7	6	5	4	3	2	1	
x	x	x	x	x	x	x	1	Downstream STM TPS-TC #1
x	x	x	x	x	x	1	x	Upstream STM TPS-TC #1
x	x	x	x	x	1	x	x	Downstream ATM TPS-TC #1
x	x	x	x	1	x	x	x	Upstream ATM TPS-TC #1
x	x	x	1	x	x	x	x	Downstream PTM TPS-TC #1
x	x	1	x	x	x	x	x	Upstream PTM TPS-TC #1
x	x	0	0	0	0	0	0	No parameters in this octet

**Table 11.32.0.5 – Standard information field – G.992.3 Annex B SPar(2) coding – Octet 6**

		Bits						G.992.3 Annex B SPar(2)s – Octet 6
8	7	6	5	4	3	2	1	
x	x	x	x	x	x	x	1	Downstream PMS-TC latency path #1 supported
x	x	x	x	x	x	1	x	Upstream PMS-TC latency path #1 supported
x	x	x	x	x	1	x	x	Reserved for allocation by ITU-T
x	x	x	x	1	x	x	x	Reserved for allocation by ITU-T
x	x	x	1	x	x	x	x	Reserved for allocation by ITU-T
x	x	1	x	x	x	x	x	Reserved for allocation by ITU-T
x	x	0	0	0	0	0	0	No parameters in this octet

**Table 11.32.0.6 – Standard information field – G.992.3 Annex B SPar(2) coding – Octet 7**

		Bits						
								G.992.3 Annex B SPar(2)s – Octet 7
8	7	6	5	4	3	2	1	
x	x	x	x	x	x	x	1	Downstream STM TPS-TC #2
x	x	x	x	x	x	1	x	Upstream STM TPS-TC #2
x	x	x	x	x	1	x	x	Downstream ATM TPS-TC #2
x	x	x	x	1	x	x	x	Upstream ATM TPS-TC #2
x	x	x	1	x	x	x	x	Downstream PTM TPS-TC #2
x	x	1	x	x	x	x	x	Upstream PTM TPS-TC #2
x	x	0	0	0	0	0	0	No parameters in this octet

**Table 11.32.0.7 – Standard information field – G.992.3 Annex B SPar(2) coding – Octet 8**

		Bits						
								G.992.3 Annex B SPar(2)s – Octet 8
8	7	6	5	4	3	2	1	
x	x	x	x	x	x	x	1	Downstream PMS-TC latency path #2 supported
x	x	x	x	x	x	1	x	Upstream PMS-TC latency path #2 supported
x	x	x	x	x	1	x	x	Reserved for allocation by ITU-T
x	x	x	x	1	x	x	x	Reserved for allocation by ITU-T
x	x	x	1	x	x	x	x	Reserved for allocation by ITU-T
x	x	1	x	x	x	x	x	Reserved for allocation by ITU-T
x	x	0	0	0	0	0	0	No parameters in this octet

**Table 11.32.0.8 – Standard information field – G.992.3 Annex B SPar(2) coding – Octet 9**

		Bits						
								G.992.3 Annex B SPar(2)s – Octet 9
8	7	6	5	4	3	2	1	
x	x	x	x	x	x	x	1	Downstream STM TPS-TC #3
x	x	x	x	x	x	1	x	Upstream STM TPS-TC #3
x	x	x	x	x	1	x	x	Downstream ATM TPS-TC #3
x	x	x	x	1	x	x	x	Upstream ATM TPS-TC #3
x	x	x	1	x	x	x	x	Downstream PTM TPS-TC #3
x	x	1	x	x	x	x	x	Upstream PTM TPS-TC #3
x	x	0	0	0	0	0	0	No parameters in this octet

**Table 11.32.0.9 – Standard information field – G.992.3 Annex B SPar(2) coding – Octet 10**

		Bits						
								G.992.3 Annex B SPar(2)s – Octet 10
8	7	6	5	4	3	2	1	
x	x	x	x	x	x	x	1	Downstream PMS-TC latency path #3 supported
x	x	x	x	x	x	1	x	Upstream PMS-TC latency path #3 supported
x	x	x	x	x	1	x	x	Reserved for allocation by ITU-T
x	x	x	x	1	x	x	x	Reserved for allocation by ITU-T
x	x	x	1	x	x	x	x	Reserved for allocation by ITU-T
x	x	1	x	x	x	x	x	Reserved for allocation by ITU-T
x	x	0	0	0	0	0	0	No parameters in this octet

**Table 11.32.1 – Standard information field – G.992.3 Annex B  
spectrum bounds upstream NPar(3) coding – Octet 1**

		Bits						
8	7	6	5	4	3	2	1	
x	x	0	0	0	x	x	x	NOMPSDus (bits 9 to 7)

**Table 11.32.1.1 – Standard information field – G.992.3 Annex B  
spectrum bounds upstream NPar(3) coding – Octet 2**

		Bits						
8	7	6	5	4	3	2	1	
x	x	x	x	x	x	x	x	NOMPSDus (bits 6 to 1)

**Table 11.32.1.2 – Standard information field – G.992.3 Annex B  
spectrum bounds upstream NPar(3) coding – Octet 3**

		Bits						
8	7	6	5	4	3	2	1	
x	x	0	0	0	x	x	x	MAXNOMPSDus (bits 9 to 7)

**Table 11.32.1.3 – Standard information field – G.992.3 Annex B  
spectrum bounds upstream NPar(3) coding – Octet 4**

		Bits						
8	7	6	5	4	3	2	1	
x	x	x	x	x	x	x	x	MAXNOMPSDus (bits 6 to 1)

**Table 11.32.1.4 – Standard information field – G.992.3 Annex B  
spectrum bounds upstream NPar(3) coding – Octet 5**

		Bits						
8	7	6	5	4	3	2	1	
x	x	0	0	0	x	x	x	MAXNOMATPus (bits 9 to 7)

**Table 11.32.1.5 – Standard information field – G.992.3 Annex B  
spectrum bounds upstream NPar(3) coding – Octet 6**

		Bits						
8	7	6	5	4	3	2	1	
x	x	x	x	x	x	x	x	MAXNOMATPus (bits 6 to 1)

**Table 11.32.2 – Standard information field – G.992.3 Annex B  
spectrum shaping upstream NPar(3) coding – Octet 1**

		Bits						
8	7	6	5	4	3	2	1	
x	x	x	x	x	x	x	x	"First" subcarrier index i (bits 12 to 7)

**Table 11.32.2.1 – Standard information field – G.992.3 Annex B  
spectrum shaping upstream NPar(3) coding – Octet 2**

		Bits						
8	7	6	5	4	3	2	1	
x	x	x	x	x	x	x	x	G.992.3 Annex B spectrum shaping upstream NPar(3)s – Octet 2
								"First" subcarrier index i (bits 6 to 1)

**Table 11.32.2.2 – Standard information field – G.992.3 Annex B  
spectrum shaping upstream NPar(3) coding – Octet 3**

		Bits						
8	7	6	5	4	3	2	1	
x	x	x						G.992.3 Annex B spectrum shaping upstream NPar(3)s – Octet 3
								"First" subcarrier in supported set
x	x		0	0	0	0	x	"First" log <sub>2</sub> tss <sub>i</sub> (bit 7)

**Table 11.32.2.3 – Standard information field – G.992.3 Annex B  
spectrum shaping upstream NPar(3) coding – Octet 4**

		Bits						
8	7	6	5	4	3	2	1	
x	x	x	x	x	x	x	x	G.992.3 Annex B spectrum shaping upstream NPar(3)s – Octet 4
								"First" log <sub>2</sub> tss <sub>i</sub> (bits 6 to 1)

**Table 11.32.2.4\*(j-1) – Standard information field – G.992.3 Annex B  
spectrum shaping upstream NPar(3) coding – Octet 4\*(j-1)+1**

		Bits						
8	7	6	5	4	3	2	1	
x	x	x	x	x	x	x	x	G.992.3 Annex B spectrum shaping upstream NPar(3)s – Octet 4*(j-1)+1
								"Last" subcarrier index i (bits 12 to 7)
NOTE – j is the number of subcarrier indices used to specify the spectral shape.								

**Table 11.32.2.4\*(j-1)+1 – Standard information field – G.992.3 Annex B  
spectrum shaping upstream NPar(3) coding – Octet 4\*(j-1)+2**

		Bits						
8	7	6	5	4	3	2	1	
x	x	x	x	x	x	x	x	G.992.3 Annex B spectrum shaping upstream NPar(3)s – Octet 4*(j-1)+2
								"Last" subcarrier index i (bits 6 to 1)
NOTE – j is the number of subcarrier indices used to specify the spectral shape.								

**Table 11.32.2.4\*(j-1)+2 – Standard information field – G.992.3 Annex B  
spectrum shaping upstream NPar(3) coding – Octet 4\*(j-1)+3**

		Bits						
8	7	6	5	4	3	2	1	
x	x	x						G.992.3 Annex B spectrum shaping upstream NPar(3)s – Octet 4*(j-1)+3
								"Last" subcarrier in supported set
x	x		0	0	0	0	x	"Last" log <sub>2</sub> tss <sub>i</sub> (bit 7)
NOTE – j is the number of subcarrier indices used to specify the spectral shape.								

**Table 11.32.2.4\*(j-1)+3 – Standard information field – G.992.3 Annex B  
spectrum shaping upstream NPar(3) coding – Octet 4\*(j-1)+4**

		Bits						
8	7	6	5	4	3	2	1	
x	x	x	x	x	x	x	x	G.992.3 Annex B spectrum shaping upstream NPar(3)s – Octet 4*(j-1)+4
								"Last" log <sub>2</sub> tss <sub>i</sub> (bits 6 to 1)

**Table 11.32.3 – Standard information field – G.992.3 Annex B  
spectrum bounds downstream NPar(3) coding – Octet 1**

		Bits						
8	7	6	5	4	3	2	1	
x	x	0	0	0	x	x	x	G.992.3 Annex B spectrum bounds downstream NPar(3)s – Octet 1
								NOMPSDds (bits 9 to 7)

**Table 11.32.3.1 – Standard information field – G.992.3 Annex B  
spectrum bounds downstream NPar(3) coding – Octet 2**

		Bits						
8	7	6	5	4	3	2	1	
x	x	x	x	x	x	x	x	G.992.3 Annex B spectrum bounds downstream NPar(3)s – Octet 2
								NOMPSDds (bits 6 to 1)

**Table 11.32.3.2 – Standard information field – G.992.3 Annex B  
spectrum bounds downstream NPar(3) coding – Octet 3**

		Bits						
8	7	6	5	4	3	2	1	
x	x	0	0	0	x	x	x	G.992.3 Annex B spectrum bounds downstream NPar(3)s – Octet 3
								MAXNOMPSDds (bits 9 to 7)

**Table 11.32.3.3 – Standard information field – G.992.3 Annex B  
spectrum bounds downstream NPar(3) coding – Octet 4**

		Bits						
8	7	6	5	4	3	2	1	
x	x	x	x	x	x	x	x	G.992.3 Annex B spectrum bounds downstream NPar(3)s – Octet 4
								MAXNOMPSDds (bits 6 to 1)

**Table 11.32.3.4 – Standard information field – G.992.3 Annex B  
spectrum bounds downstream NPar(3) coding – Octet 5**

		Bits						
8	7	6	5	4	3	2	1	
x	x	0	0	0	x	x	x	G.992.3 Annex B spectrum bounds downstream NPar(3)s – Octet 5
								MAXNOMATPds (bits 9 to 7)

**Table 11.32.3.5 – Standard information field – G.992.3 Annex B  
spectrum bounds downstream NPar(3) coding – Octet 6**

		Bits						
8	7	6	5	4	3	2	1	
x	x	x	x	x	x	x	x	G.992.3 Annex B spectrum bounds downstream NPar(3)s – Octet 6
								MAXNOMATPds (bits 6 to 1)

**Table 11.32.4 – Standard information field – G.992.3 Annex B  
spectrum shaping downstream NPar(3) coding – Octet 1**

8		7		Bits				G.992.3 Annex B spectrum shaping downstream NPar(3)s – Octet 1
8	7	6	5	4	3	2	1	
x	x	x	x	x	x	x	x	"First" subcarrier index i (bits 12 to 7)

**Table 11.32.4.1 – Standard information field – G.992.3 Annex B  
spectrum shaping downstream NPar(3) coding – Octet 2**

8		7		Bits				G.992.3 Annex B spectrum shaping downstream NPar(3)s – Octet 2
8	7	6	5	4	3	2	1	
x	x	x	x	x	x	x	x	"First" subcarrier index i (bits 6 to 1)

**Table 11.32.4.2 – Standard information field – G.992.3 Annex B  
spectrum shaping downstream NPar(3) coding – Octet 3**

8		7		Bits				G.992.3 Annex B spectrum shaping downstream NPar(3)s – Octet 3
8	7	6	5	4	3	2	1	
x	x	x						"First" subcarrier in supported set
x	x	0	0	0	0	0	x	"First" log <sub>2</sub> tss <sub>i</sub> (bit 7)

**Table 11.32.4.3 – Standard information field – G.992.3 Annex B  
spectrum shaping downstream NPar(3) coding – Octet 4**

8		7		Bits				G.992.3 Annex B spectrum shaping downstream NPar(3)s – Octet 4
8	7	6	5	4	3	2	1	
x	x	x	x	x	x	x	x	"First" log <sub>2</sub> tss <sub>i</sub> (bits 6 to 1)

**Table 11.32.4.4\*(j-1) – Standard information field – G.992.3 Annex B  
spectrum shaping downstream NPar(3) coding – Octet 4\*(j-1)+1**

8		7		Bits				G.992.3 Annex B spectrum shaping downstream NPar(3)s – Octet 4*(j-1)+1
8	7	6	5	4	3	2	1	
x	x	x	x	x	x	x	x	"Last" subcarrier index i (bits 12 to 7)

NOTE – j is the number of subcarrier indices used to specify the spectral shape.

**Table 11.32.4.4\*(j-1)+1 – Standard information field – G.992.3 Annex B  
spectrum shaping downstream NPar(3) coding – Octet 4\*(j-1)+2**

8		7		Bits				G.992.3 Annex B spectrum shaping downstream NPar(3)s – Octet 4*(j-1)+2
8	7	6	5	4	3	2	1	
x	x	x	x	x	x	x	x	"Last" subcarrier index i (bits 6 to 1)

NOTE – j is the number of subcarrier indices used to specify the spectral shape.

**Table 11.32.4.4\*(j-1)+2 – Standard information field – G.992.3 Annex B spectrum shaping downstream NPar(3) coding – Octet 4\*(j-1)+3**

		Bits						
8	7	6	5	4	3	2	1	G.992.3 Annex B spectrum shaping downstream NPar(3)s – Octet 4*(j-1)+3
x	x	x						"Last" subcarrier in supported set
x	x		0	0	0	0	x	"Last" log <sub>2</sub> tss <sub>i</sub> (bit 7)

NOTE – j is the number of subcarrier indices used to specify the spectral shape.

**Table 11.32.4.4\*(j-1)+3 – Standard information field – G.992.3 Annex B spectrum shaping downstream NPar(3) coding – Octet 4\*(j-1)+4**

		Bits						
8	7	6	5	4	3	2	1	G.992.3 Annex B spectrum shaping downstream NPar(3)s – Octet 4*(j-1)+4
x	x	x	x	x	x	x	x	"Last" log <sub>2</sub> tss <sub>i</sub> (bits 6 to 1)

**Table 11.32.5 – Standard information field – G.992.3 Annex B transmit signal images above the Nyquist frequency NPar(3) coding**

		Bits						
8	7	6	5	4	3	2	1	G.992.3 Annex B transmit signal images above the Nyquist frequency NPar(3)s
x	x	x	x	x	x			IDFT size N
x	x					x	x	IFFT fill

**Table 11.32.7 – Standard information field – G.992.3 Annex B downstream overhead data rate NPar(3) coding**

		Bits						
8	7	6	5	4	3	2	1	G.992.3 Annex B downstream overhead data rate NPar(3)s
x	x	x	x	x	x	x	x	Minimum overhead data rate ((n+1) * 1 kbit/s, n = 3 to 63)

**Table 11.32.8 – Standard information field – G.992.3 Annex B upstream overhead data rate NPar(3) coding**

		Bits						
8	7	6	5	4	3	2	1	G.992.3 Annex B upstream overhead data rate NPar(3)s
x	x	x	x	x	x	x	x	Minimum overhead data rate ((n+1) * 1 kbit/s, n = 3 to 63)

**Table 11.32.9 – Standard information field – G.992.3 Annex B maximum number of downstream TPS-TC functions of each type NPar(3) coding – Octet 1**

		Bits						
8	7	6	5	4	3	2	1	G.992.3 Annex B maximum number of downstream TPS-TC functions of each type NPar(3)s – Octet 1
x	x				x	x	x	Maximum number of downstream STM TPS-TCs (n = 0 to 4)
x	x	x	x	x				Maximum number of downstream ATM TPS-TCs (n = 0 to 4)

**Table 11.32.9.1 – Standard information field – G.992.3 Annex B  
maximum number of downstream TPS-TC functions of each type NPar(3) coding – Octet 2**

8		7		Bits				G.992.3 Annex B maximum number of downstream TPS-TC functions of each type NPar(3)s – Octet 2
8	7	6	5	4	3	2	1	
x	x				x	x	x	Maximum number of downstream PTM TPS-TCs (n = 0 to 4)
x	x	x	x	x				Reserved for allocation by ITU-T

**Table 11.32.10 – Standard information field – G.992.3 Annex B  
maximum number of upstream TPS-TC functions of each type NPar(3) coding – Octet 1**

8		7		Bits				G.992.3 Annex B maximum number of upstream TPS-TC functions of each type NPar(3)s – Octet 1
8	7	6	5	4	3	2	1	
x	x				x	x	x	Maximum number of upstream STM TPS-TCs (n = 0 to 4)
x	x	x	x	x				Maximum number of upstream ATM TPS-TCs (n = 0 to 4)

**Table 11.32.10.1 – Standard information field – G.992.3 Annex B  
maximum number of upstream TPS-TC functions of each type NPar(3) coding – Octet 2**

8		7		Bits				G.992.3 Annex B maximum number of upstream TPS-TC functions of each type NPar(3)s – Octet 2
8	7	6	5	4	3	2	1	
x	x				x	x	x	Maximum number of upstream PTM TPS-TCs (n = 0 to 4)
x	x	x	x	x				Reserved for allocation by ITU-T

**Table 11.32.13 – Standard information field – G.992.3 Annex B  
downstream STM TPS-TC #0 NPar(3) coding – Octet 1**

8		7		Bits				G.992.3 Annex B downstream STM TPS-TC #0 NPar(3)s – Octet 1
8	7	6	5	4	3	2	1	
x	x	x	x	x	x	x	x	Net_min (minimum net data rate, bits 12 to 7)

**Table 11.32.13.1 – Standard information field – G.992.3 Annex B  
downstream STM TPS-TC #0 NPar(3) coding – Octet 2**

8		7		Bits				G.992.3 Annex B downstream STM TPS-TC #0 NPar(3)s – Octet 2
8	7	6	5	4	3	2	1	
x	x	x	x	x	x	x	x	Net_min (minimum net data rate, bits 6 to 1)

**Table 11.32.13.2 – Standard information field – G.992.3 Annex B  
downstream STM TPS-TC #0 NPar(3) coding – Octet 3**

8		7		Bits				G.992.3 Annex B downstream STM TPS-TC #0 NPar(3)s – Octet 3
8	7	6	5	4	3	2	1	
x	x	x	x	x	x	x	x	Net_max (maximum net data rate, bits 12 to 7)



**Table 11.32.13.3 – Standard information field – G.992.3 Annex B  
downstream STM TPS-TC #0 NPar(3) coding – Octet 4**

		Bits						
8	7	6	5	4	3	2	1	
x	x	x	x	x	x	x	x	Net_max (maximum net data rate, bits 6 to 1)

**Table 11.32.13.4 – Standard information field – G.992.3 Annex B  
downstream STM TPS-TC #0 NPar(3) coding – Octet 5**

		Bits						
8	7	6	5	4	3	2	1	
x	x	x	x	x	x	x	x	Net_reserve (minimum reserved net data rate, bits 12 to 7)

**Table 11.32.13.5 – Standard information field – G.992.3 Annex B  
downstream STM TPS-TC #0 NPar(3) coding – Octet 6**

		Bits						
8	7	6	5	4	3	2	1	
x	x	x	x	x	x	x	x	Net_reserve (minimum reserved net data rate, bits 6 to 1)

**Table 11.32.13.6 – Standard information field – G.992.3 Annex B  
downstream STM TPS-TC #0 NPar(3) coding – Octet 7**

		Bits						
8	7	6	5	4	3	2	1	
x	x	x	x	x	x	x	x	Delay_max (maximum delay) (n milliseconds, n = 0 to 63)

**Table 11.32.13.7 – Standard information field – G.992.3 Annex B  
downstream STM TPS-TC #0 NPar(3) coding – Octet 8**

		Bits						
8	7	6	5	4	3	2	1	
x	x					x	x	Error_max (maximum bit error ratio)
x	x			x	x			INP_min (minimum impulse noise protection) (bits 2 and 1)
x	x		x					Reserved for allocation by ITU-T
x	x	x						Reserved for allocation by ITU-T

**Table 11.32.13.8 – Standard information field – G.992.3 Annex B  
downstream STM TPS-TC #0 NPar(3) coding – Octet 9**

		Bits						
8	7	6	5	4	3	2	1	
x	x	x	x	x	x	x	x	INP_min (minimum impulse noise protection) (bits 8 to 3)

**Table 11.32.13.9 – Standard information field – G.992.3 Annex B  
downstream STM TPS-TC #0 NPar(3) coding – Octet 10**

		Bits						
8	7	6	5	4	3	2	1	
x	x	x	x	x	x	x	1	CIpolicy ZERO
x	x	x	x	x	x	1	x	CIpolicy ONE
x	x	x	x	x	1	x	x	Reserved for allocation by ITU-T
x	x	x	x	1	x	x	x	Reserved for allocation by ITU-T
x	x	x	1	x	x	x	x	Reserved for allocation by ITU-T
x	x	1	x	x	x	x	x	Reserved for allocation by ITU-T
x	x	0	0	0	0	0	0	No parameters in this octet

**Table 11.32.14 – Standard information field – G.992.3 Annex B  
upstream STM TPS-TC #0 NPar(3) coding – Octet 1**

		Bits						
8	7	6	5	4	3	2	1	
x	x	x	x	x	x	x	x	Net_min (minimum net data rate, bits 12 to 7)

**Table 11.32.14.1 – Standard information field – G.992.3 Annex B  
upstream STM TPS-TC #0 NPar(3) coding – Octet 2**

		Bits						
8	7	6	5	4	3	2	1	
x	x	x	x	x	x	x	x	Net_min (minimum net data rate, bits 6 to 1)

**Table 11.32.14.2 – Standard information field – G.992.3 Annex B  
upstream STM TPS-TC #0 NPar(3) coding – Octet 3**

		Bits						
8	7	6	5	4	3	2	1	
x	x	x	x	x	x	x	x	Net_max (maximum net data rate, bits 12 to 7)

**Table 11.32.14.3 – Standard information field – G.992.3 Annex B  
upstream STM TPS-TC #0 NPar(3) coding – Octet 4**

		Bits						
8	7	6	5	4	3	2	1	
x	x	x	x	x	x	x	x	Net_max (maximum net data rate, bits 6 to 1)

**Table 11.32.14.4 – Standard information field – G.992.3 Annex B  
upstream STM TPS-TC #0 NPar(3) coding – Octet 5**

		Bits						
8	7	6	5	4	3	2	1	
x	x	x	x	x	x	x	x	Net_reserve (minimum reserved net data rate, bits 12 to 7)

**Table 11.32.14.5 – Standard information field – G.992.3 Annex B upstream STM TPS-TC #0 NPar(3) coding – Octet 6**

		Bits						
8	7	6	5	4	3	2	1	
x	x	x	x	x	x	x	x	Net_reserve (minimum reserved net data rate, bits 6 to 1)

**Table 11.32.14.6 – Standard information field – G.992.3 Annex B upstream STM TPS-TC #0 NPar(3) coding – Octet 7**

		Bits						
8	7	6	5	4	3	2	1	
x	x	x	x	x	x	x	x	Delay_max (maximum delay) (n milliseconds, n = 0 to 63)

**Table 11.32.14.7 – Standard information field – G.992.3 Annex B upstream STM TPS-TC #0 NPar(3) coding – Octet 8**

		Bits						
8	7	6	5	4	3	2	1	
x	x					x	x	Error_max (maximum bit error ratio)
x	x			x	x			INP_min (minimum impulse noise protection) (bits 2 and 1)
x	x		x					Reserved for allocation by ITU-T
x	x	x						Reserved for allocation by ITU-T

**Table 11.32.14.8 – Standard information field – G.992.3 Annex B upstream STM TPS-TC #0 NPar(3) coding – Octet 9**

		Bits						
8	7	6	5	4	3	2	1	
x	x	x	x	x	x	x	x	INP_min (minimum impulse noise protection) (bits 8 to 3)

**Table 11.32.14.9 – Standard information field – G.992.3 Annex B upstream STM TPS-TC #0 NPar(3) coding – Octet 10**

		Bits						
8	7	6	5	4	3	2	1	
x	x	x	x	x	x	x	1	CIpolicy ZERO
x	x	x	x	x	x	1	x	CIpolicy ONE
x	x	x	x	x	1	x	x	Reserved for allocation by ITU-T
x	x	x	x	1	x	x	x	Reserved for allocation by ITU-T
x	x	x	1	x	x	x	x	Reserved for allocation by ITU-T
x	x	1	x	x	x	x	x	Reserved for allocation by ITU-T
x	x	0	0	0	0	0	0	No parameters in this octet

**Table 11.32.15 – Standard information field – G.992.3 Annex B downstream ATM TPS-TC #0 NPar(3) coding – Octet 1**

		Bits						
8	7	6	5	4	3	2	1	
x	x	x	x	x	x	x	x	Net_min (minimum net data rate, bits 12 to 7)

**Table 11.32.15.1 – Standard information field – G.992.3 Annex B  
downstream ATM TPS-TC #0 NPar(3) coding – Octet 2**

		Bits						
8	7	6	5	4	3	2	1	
x	x	x	x	x	x	x	x	Net_min (minimum net data rate, bits 6 to 1)

**Table 11.32.15.2 – Standard information field – G.992.3 Annex B  
downstream ATM TPS-TC #0 NPar(3) coding – Octet 3**

		Bits						
8	7	6	5	4	3	2	1	
x	x	x	x	x	x	x	x	Net_max (maximum net data rate, bits 12 to 7)

**Table 11.32.15.3 – Standard information field – G.992.3 Annex B  
downstream ATM TPS-TC #0 NPar(3) coding – Octet 4**

		Bits						
8	7	6	5	4	3	2	1	
x	x	x	x	x	x	x	x	Net_max (maximum net data rate, bits 6 to 1)

**Table 11.32.15.4 – Standard information field – G.992.3 Annex B  
downstream ATM TPS-TC #0 NPar(3) coding – Octet 5**

		Bits						
8	7	6	5	4	3	2	1	
x	x	x	x	x	x	x	x	Net_reserve (minimum reserved net data rate, bits 12 to 7)

**Table 11.32.15.5 – Standard information field – G.992.3 Annex B  
downstream ATM TPS-TC #0 NPar(3) coding – Octet 6**

		Bits						
8	7	6	5	4	3	2	1	
x	x	x	x	x	x	x	x	Net_reserve (minimum reserved net data rate, bits 6 to 1)

**Table 11.32.15.6 – Standard information field – G.992.3 Annex B  
downstream ATM TPS-TC #0 NPar(3) coding – Octet 7**

		Bits						
8	7	6	5	4	3	2	1	
x	x	x	x	x	x	x	x	Delay_max (maximum delay) (n milliseconds, n = 0 to 63)

**Table 11.32.15.7 – Standard information field – G.992.3 Annex B  
downstream ATM TPS-TC #0 NPar(3) coding – Octet 8**

		Bits						
8	7	6	5	4	3	2	1	
								<b>G.992.3 Annex B downstream ATM TPS-TC #0 NPar(3)s – Octet 8</b>
x	x					x	x	Error_max (maximum bit error ratio)
x	x			x	x			INP_min (minimum impulse noise protection) (bits 2 and 1)
x	x		x					Reserved for allocation by ITU-T
x	x	x						IMA_flag

**Table 11.32.15.8 – Standard information field – G.992.3 Annex B  
downstream ATM TPS-TC #0 NPar(3) coding – Octet 9**

		Bits						
8	7	6	5	4	3	2	1	
								<b>G.992.3 Annex B downstream ATM TPS-TC #0 NPar(3)s – Octet 9</b>
x	x	x	x	x	x	x	x	INP_min (minimum impulse noise protection) (bits 8 to 3)

**Table 11.32.15.9 – Standard information field – G.992.3 Annex B  
downstream ATM TPS-TC #0 NPar(3) coding – Octet 10**

		Bits						
8	7	6	5	4	3	2	1	
								<b>G.992.3 Annex B downstream ATM TPS-TC #0 NPar(3)s – Octet 10</b>
x	x	x	x	x	x	x	1	CIpolicy ZERO
x	x	x	x	x	x	1	x	CIpolicy ONE
x	x	x	x	x	1	x	x	Reserved for allocation by ITU-T
x	x	x	x	1	x	x	x	Reserved for allocation by ITU-T
x	x	x	1	x	x	x	x	Reserved for allocation by ITU-T
x	x	1	x	x	x	x	x	Reserved for allocation by ITU-T
x	x	0	0	0	0	0	0	No parameters in this octet

**Table 11.32.16 – Standard information field – G.992.3 Annex B  
upstream ATM TPS-TC #0 NPar(3) coding – Octet 1**

		Bits						
8	7	6	5	4	3	2	1	
								<b>G.992.3 Annex B upstream ATM TPS-TC #0 NPar(3)s – Octet 1</b>
x	x	x	x	x	x	x	x	Net_min (minimum net data rate, bits 12 to 7)

**Table 11.32.16.1 – Standard information field – G.992.3 Annex B  
upstream ATM TPS-TC #0 NPar(3) coding – Octet 2**

		Bits						
8	7	6	5	4	3	2	1	
								<b>G.992.3 Annex B upstream ATM TPS-TC #0 NPar(3)s – Octet 2</b>
x	x	x	x	x	x	x	x	Net_min (minimum net data rate, bits 6 to 1)

**Table 11.32.16.2 – Standard information field – G.992.3 Annex B  
upstream ATM TPS-TC #0 NPar(3) coding – Octet 3**

		Bits						
8	7	6	5	4	3	2	1	
								<b>G.992.3 Annex B upstream ATM TPS-TC #0 NPar(3)s – Octet 3</b>
x	x	x	x	x	x	x	x	Net_max (maximum net data rate, bits 12 to 7)

**Table 11.32.16.3 – Standard information field – G.992.3 Annex B  
upstream ATM TPS-TC #0 NPar(3) coding – Octet 4**

		Bits						
8	7	6	5	4	3	2	1	
x	x	x	x	x	x	x	x	Net_max (maximum net data rate, bits 6 to 1)

**Table 11.32.16.4 – Standard information field – G.992.3 Annex B  
upstream ATM TPS-TC #0 NPar(3) coding – Octet 5**

		Bits						
8	7	6	5	4	3	2	1	
x	x	x	x	x	x	x	x	Net_reserve (minimum reserved net data rate, bits 12 to 7)

**Table 11.32.16.5 – Standard information field – G.992.3 Annex B  
upstream ATM TPS-TC #0 NPar(3) coding – Octet 6**

		Bits						
8	7	6	5	4	3	2	1	
x	x	x	x	x	x	x	x	Net_reserve (minimum reserved net data rate, bits 6 to 1)

**Table 11.32.16.6 – Standard information field – G.992.3 Annex B  
upstream ATM TPS-TC #0 NPar(3) coding – Octet 7**

		Bits						
8	7	6	5	4	3	2	1	
x	x	x	x	x	x	x	x	Delay_max (maximum delay) (n milliseconds, n = 0 to 63)

**Table 11.32.16.7 – Standard information field – G.992.3 Annex B  
upstream ATM TPS-TC #0 NPar(3) coding – Octet 8**

		Bits						
8	7	6	5	4	3	2	1	
x	x					x	x	Error_max (maximum bit error ratio)
x	x			x	x			INP_min (minimum impulse noise protection) (bits 2 and 1)
x	x		x					Reserved for allocation by ITU-T
x	x	x						IMA_flag

**Table 11.32.16.8 – Standard information field – G.992.3 Annex B  
upstream ATM TPS-TC #0 NPar(3) coding – Octet 9**

		Bits						
8	7	6	5	4	3	2	1	
x	x	x	x	x	x	x	x	INP_min (minimum impulse noise protection) (bits 8 to 3)

**Table 11.32.16.9 – Standard information field – G.992.3 Annex B  
upstream ATM TPS-TC #0 NPar(3) coding – Octet 10**

		Bits						
8	7	6	5	4	3	2	1	
x	x	x	x	x	x	x	1	CIpolicy ZERO
x	x	x	x	x	x	1	x	CIpolicy ONE
x	x	x	x	x	1	x	x	Reserved for allocation by ITU-T
x	x	x	x	1	x	x	x	Reserved for allocation by ITU-T
x	x	x	1	x	x	x	x	Reserved for allocation by ITU-T
x	x	1	x	x	x	x	x	Reserved for allocation by ITU-T
x	x	0	0	0	0	0	0	No parameters in this octet

**Table 11.32.17 – Standard information field – G.992.3 Annex B  
downstream PTM TPS-TC #0 NPar(3) coding – Octet 1**

		Bits						
8	7	6	5	4	3	2	1	
x	x	x	x	x	x	x	x	Net_min (minimum net data rate, bits 12 to 7)

**Table 11.32.17.1 – Standard information field – G.992.3 Annex B  
downstream PTM TPS-TC #0 NPar(3) coding – Octet 2**

		Bits						
8	7	6	5	4	3	2	1	
x	x	x	x	x	x	x	x	Net_min (minimum net data rate, bits 6 to 1)

**Table 11.32.17.2 – Standard information field – G.992.3 Annex B  
downstream PTM TPS-TC #0 NPar(3) coding – Octet 3**

		Bits						
8	7	6	5	4	3	2	1	
x	x	x	x	x	x	x	x	Net_max (maximum net data rate, bits 12 to 7)

**Table 11.32.17.3 – Standard information field – G.992.3 Annex B  
downstream PTM TPS-TC #0 NPar(3) coding – Octet 4**

		Bits						
8	7	6	5	4	3	2	1	
x	x	x	x	x	x	x	x	Net_max (maximum net data rate, bits 6 to 1)

**Table 11.32.17.4 – Standard information field – G.992.3 Annex B  
downstream PTM TPS-TC #0 NPar(3) coding – Octet 5**

		Bits						
8	7	6	5	4	3	2	1	
x	x	x	x	x	x	x	x	Net_reserve (minimum reserved net data rate, bits 12 to 7)

**Table 11.32.17.5 – Standard information field – G.992.3 Annex B downstream PTM TPS-TC #0 NPar(3) coding – Octet 6**

		Bits						
8	7	6	5	4	3	2	1	
x	x	x	x	x	x	x	x	G.992.3 Annex B downstream PTM TPS-TC #0 NPar(3)s – Octet 6
								Net_reserve (minimum reserved net data rate, bits 6 to 1)

**Table 11.32.17.6 – Standard information field – G.992.3 Annex B downstream PTM TPS-TC #0 NPar(3) coding – Octet 7**

		Bits						
8	7	6	5	4	3	2	1	
x	x	x	x	x	x	x	x	G.992.3 Annex B downstream PTM TPS-TC #0 NPar(3)s – Octet 7
								Delay_max (maximum delay) (n milliseconds, n = 0 to 63)

**Table 11.32.17.7 – Standard information field – G.992.3 Annex B downstream PTM TPS-TC #0 NPar(3) coding – Octet 8**

		Bits						
8	7	6	5	4	3	2	1	
x	x					x	x	G.992.3 Annex B downstream PTM TPS-TC #0 NPar(3)s – Octet 8
								Error_max (maximum bit error ratio)
x	x			x	x			INP_min (minimum impulse noise protection) (bits 2 and 1)
x	x		x					Reserved for allocation by ITU-T
x	x	x						Reserved for allocation by ITU-T

**Table 11.32.17.8 – Standard information field – G.992.3 Annex B downstream PTM TPS-TC #0 NPar(3) coding – Octet 9**

		Bits						
8	7	6	5	4	3	2	1	
x	x	x	x	x	x	x	x	G.992.3 Annex B downstream PTM TPS-TC #0 NPar(3)s – Octet 9
								INP_min (minimum impulse noise protection) (bits 8 to 3)

**Table 11.32.17.9 – Standard information field – G.992.3 Annex B downstream PTM TPS-TC #0 NPar(3) coding – Octet 10**

		Bits						
8	7	6	5	4	3	2	1	
x	x	x	x	x	x	x	1	G.992.3 Annex B downstream PTM TPS-TC #0 NPar(3)s – Octet 10
								HDLC encapsulation
x	x	x	x	x	x	1	x	Reserved by ITU-T
x	x	x	x	x	1	x	x	Reserved by ITU-T
x	x	x	x	1	x	x	x	64/65-octet encapsulation with short packets
x	x	x	1	x	x	x	x	64/65-octet encapsulation with pre-emption
x	x	1	x	x	x	x	x	64/65-octet encapsulation supported



**Table 11.32.17.10 – Standard information field – G.992.3 Annex B  
downstream PTM TPS-TC #0 NPar(3) coding – Octet 11**

		Bits						
8	7	6	5	4	3	2	1	
x	x	x	x	x	x	x	1	CIpolicy ZERO
x	x	x	x	x	x	1	x	CIpolicy ONE
x	x	x	x	x	1	x	x	Reserved for allocation by ITU-T
x	x	x	x	1	x	x	x	Reserved for allocation by ITU-T
x	x	x	1	x	x	x	x	Reserved for allocation by ITU-T
x	x	1	x	x	x	x	x	Reserved for allocation by ITU-T
x	x	0	0	0	0	0	0	No parameters in this octet

**Table 11.32.18 – Standard information field – G.992.3 Annex B  
upstream PTM TPS-TC #0 NPar(3) coding – Octet 1**

		Bits						
8	7	6	5	4	3	2	1	
x	x	x	x	x	x	x	x	Net_min (minimum net data rate, bits 12 to 7)

**Table 11.32.18.1 – Standard information field – G.992.3 Annex B  
upstream PTM TPS-TC #0 NPar(3) coding – Octet 2**

		Bits						
8	7	6	5	4	3	2	1	
x	x	x	x	x	x	x	x	Net_min (minimum net data rate, bits 6 to 1)

**Table 11.32.18.2 – Standard information field – G.992.3 Annex B  
upstream PTM TPS-TC #0 NPar(3) coding – Octet 3**

		Bits						
8	7	6	5	4	3	2	1	
x	x	x	x	x	x	x	x	Net_max (maximum net data rate, bits 12 to 7)

**Table 11.32.18.3 – Standard information field – G.992.3 Annex B  
upstream PTM TPS-TC #0 NPar(3) coding – Octet 4**

		Bits						
8	7	6	5	4	3	2	1	
x	x	x	x	x	x	x	x	Net_max (maximum net data rate, bits 6 to 1)

**Table 11.32.18.4 – Standard information field – G.992.3 Annex B  
upstream PTM TPS-TC #0 NPar(3) coding – Octet 5**

		Bits						
8	7	6	5	4	3	2	1	
x	x	x	x	x	x	x	x	Net_reserve (minimum reserved net data rate, bits 12 to 7)

**Table 11.32.18.5 – Standard information field – G.992.3 Annex B  
upstream PTM TPS-TC #0 NPar(3) coding – Octet 6**

		Bits						
8	7	6	5	4	3	2	1	
x	x	x	x	x	x	x	x	Net_reserve (minimum reserved net data rate, bits 6 to 1)

**Table 11.32.18.6 – Standard information field – G.992.3 Annex B  
upstream PTM TPS-TC #0 NPar(3) coding – Octet 7**

		Bits						
8	7	6	5	4	3	2	1	
x	x	x	x	x	x	x	x	Delay_max (maximum delay) (n milliseconds, n = 0 to 63)

**Table 11.32.18.7 – Standard information field – G.992.3 Annex B  
upstream PTM TPS-TC #0 NPar(3) coding – Octet 8**

		Bits						
8	7	6	5	4	3	2	1	
x	x					x	x	Error_max (maximum bit error ratio)
x	x			x	x			INP_min (minimum impulse noise protection) (bits 2 and 1)
x	x		x					Reserved for allocation by ITU-T
x	x	x						Reserved for allocation by ITU-T

**Table 11.32.18.8 – Standard information field – G.992.3 Annex B  
upstream PTM TPS-TC #0 NPar(3) coding – Octet 9**

		Bits						
8	7	6	5	4	3	2	1	
x	x	x	x	x	x	x	x	INP_min (minimum impulse noise protection) (bits 8 to 3)

**Table 11.32.18.9 – Standard information field – G.992.3 Annex B  
upstream PTM TPS-TC #0 NPar(3) coding – Octet 10**

		Bits						
8	7	6	5	4	3	2	1	
x	x	x	x	x	x	x	1	HDLC encapsulation
x	x	x	x	x	x	1	x	Reserved by ITU-T
x	x	x	x	x	1	x	x	Reserved by ITU-T
x	x	x	x	1	x	x	x	64/65-octet encapsulation with short packets
x	x	x	1	x	x	x	x	64/65-octet encapsulation with pre-emption
x	x	1	x	x	x	x	x	64/65-octet encapsulation supported

**Table 11.32.18.10 – Standard information field – G.992.3 Annex B  
upstream PTM TPS-TC #0 NPar(3) coding – Octet 11**

		Bits						
8	7	6	5	4	3	2	1	
x	x	x	x	x	x	x	1	CIpolicy ZERO
x	x	x	x	x	x	1	x	CIpolicy ONE
x	x	x	x	x	1	x	x	Reserved for allocation by ITU-T
x	x	x	x	1	x	x	x	Reserved for allocation by ITU-T
x	x	x	1	x	x	x	x	Reserved for allocation by ITU-T
x	x	1	x	x	x	x	x	Reserved for allocation by ITU-T
x	x	0	0	0	0	0	0	No parameters in this octet

**Table 11.32.19 – Standard information field – G.992.3 Annex B  
downstream PMS-TC latency path #0 NPar(3) coding – Octet 1**

		Bits						
8	7	6	5	4	3	2	1	
x	x	x	x	x	x	x	x	Net_max (maximum net data rate, bits 12 to 7)

**Table 11.32.19.1 – Standard information field – G.992.3 Annex B  
downstream PMS-TC latency path #0 NPar(3) coding – Octet 2**

		Bits						
8	7	6	5	4	3	2	1	
x	x	x	x	x	x	x	x	Net_max (maximum net data rate, bits 6 to 1)

**Table 11.32.19.2 – Standard information field – G.992.3 Annex B  
downstream PMS-TC latency path #0 NPar(3) coding – Octet 3**

		Bits						
8	7	6	5	4	3	2	1	
x	x			x	x	x	x	S <sub>0</sub> min value
x	x	x	x					Reserved for allocation by ITU-T

**Table 11.32.19.3 – Standard information field – G.992.3 Annex B  
downstream PMS-TC latency path #0 NPar(3) coding – Octet 4**

		Bits						
8	7	6	5	4	3	2	1	
x	x	x	x	x	x	x	1	D <sub>0</sub> value of 96 is supported
x	x	x	x	x	x	1	x	D <sub>0</sub> value of 128 is supported
x	x	x	x	x	1	x	x	D <sub>0</sub> value of 160 is supported
x	x	x	x	1	x	x	x	D <sub>0</sub> value of 192 is supported
x	x	x	1	x	x	x	x	D <sub>0</sub> value of 224 is supported
x	x	1	x	x	x	x	x	D <sub>0</sub> value of 256 is supported
x	x	0	0	0	0	0	0	No parameters in this octet

**Table 11.32.19.4 – Standard information field – G.992.3 Annex B downstream PMS-TC latency path #0 NPar(3) coding – Octet 5**

8 7		Bits					G.992.3 Annex B downstream PMS-TC latency path #0 NPar(3)s – Octet 5
6	5	4	3	2	1		
x	x	x	x	x	x	1	D <sub>0</sub> value of 288 is supported
x	x	x	x	x	1	x	D <sub>0</sub> value of 320 is supported
x	x	x	x	1	x	x	D <sub>0</sub> value of 352 is supported
x	x	x	1	x	x	x	D <sub>0</sub> value of 384 is supported
x	x	x	1	x	x	x	D <sub>0</sub> value of 416 is supported
x	x	1	x	x	x	x	D <sub>0</sub> value of 448 is supported
x	x	0	0	0	0	0	No parameters in this octet

**Table 11.32.19.5 – Standard information field – G.992.3 Annex B downstream PMS-TC latency path #0 NPar(3) coding – Octet 6**

8 7		Bits					Downstream PMS-TC latency path #0 NPar(3)s – Octet 6
6	5	4	3	2	1		
x	x	x	x	x	x	1	D <sub>0</sub> value of 480 is supported
x	x	x	x	x	1	x	D <sub>0</sub> value of 511 is supported
x	x	x	x	1	x	x	Reserved for allocation by ITU-T
x	x	x	1	x	x	x	Reserved for allocation by ITU-T
x	x	x	1	x	x	x	Reserved for allocation by ITU-T
x	x	1	x	x	x	x	Reserved for allocation by ITU-T
x	x	0	0	0	0	0	No parameters in this octet

**Table 11.32.20 – Standard information field – G.992.3 Annex B upstream PMS-TC latency path #0 NPar(3) coding – Octet 1**

8 7		Bits					G.992.3 Annex B upstream PMS-TC latency path #0 NPar(3)s – Octet 1
6	5	4	3	2	1		
x	x	x	x	x	x	x	Net_max (maximum net data rate, bits 12 to 7)

**Table 11.32.20.1 – Standard information field – G.992.3 Annex B upstream PMS-TC latency path #0 NPar(3) coding – Octet 2**

8 7		Bits					G.992.3 Annex B upstream PMS-TC latency path #0 NPar(3)s – Octet 2
6	5	4	3	2	1		
x	x	x	x	x	x	x	Net_max (maximum net data rate, bits 6 to 1)

**Table 11.32.25 – Standard information field – G.992.3 Annex B downstream STM TPS-TC #1 NPar(3) coding – Octet 1**

8 7		Bits					G.992.3 Annex B downstream STM TPS-TC #1 NPar(3)s – Octet 1
6	5	4	3	2	1		
x	x	x	x	x	x	x	Net_min (minimum net data rate, bits 12 to 7)

**Table 11.32.25.1 – Standard information field – G.992.3 Annex B downstream STM TPS-TC #1 NPar(3) coding – Octet 2**

		Bits						
8	7	6	5	4	3	2	1	
x	x	x	x	x	x	x	x	Net_min (minimum net data rate, bits 6 to 1)

G.992.3 Annex B downstream STM TPS-TC #1 NPar(3)s – Octet 2

**Table 11.32.25.2 – Standard information field – G.992.3 Annex B downstream STM TPS-TC #1 NPar(3) coding – Octet 3**

		Bits						
8	7	6	5	4	3	2	1	
x	x	x	x	x	x	x	x	Net_max (maximum net data rate, bits 12 to 7)

G.992.3 Annex B downstream STM TPS-TC #1 NPar(3)s – Octet 3

**Table 11.32.25.3 – Standard information field – G.992.3 Annex B downstream STM TPS-TC #1 NPar(3) coding – Octet 4**

		Bits						
8	7	6	5	4	3	2	1	
x	x	x	x	x	x	x	x	Net_max (maximum net data rate, bits 6 to 1)

G.992.3 Annex B downstream STM TPS-TC #1 NPar(3)s – Octet 4

**Table 11.32.25.4 – Standard information field – G.992.3 Annex B downstream STM TPS-TC #1 NPar(3) coding – Octet 5**

		Bits						
8	7	6	5	4	3	2	1	
x	x	x	x	x	x	x	x	Net_reserve (minimum reserved net data rate, bits 12 to 7)

G.992.3 Annex B downstream STM TPS-TC #1 NPar(3)s – Octet 5

**Table 11.32.25.5 – Standard information field – G.992.3 Annex B downstream STM TPS-TC #1 NPar(3) coding – Octet 6**

		Bits						
8	7	6	5	4	3	2	1	
x	x	x	x	x	x	x	x	Net_reserve (minimum reserved net data rate, bits 6 to 1)

G.992.3 Annex B downstream STM TPS-TC #1 NPar(3)s – Octet 6

**Table 11.32.25.6 – Standard information field – G.992.3 Annex B downstream STM TPS-TC #1 NPar(3) coding – Octet 7**

		Bits						
8	7	6	5	4	3	2	1	
x	x	x	x	x	x	x	x	Delay_max (maximum delay) (n milliseconds, n = 0 to 63)

G.992.3 Annex B downstream STM TPS-TC #1 NPar(3)s – Octet 7

**Table 11.32.25.7 – Standard information field – G.992.3 Annex B  
downstream STM TPS-TC #1 NPar(3) coding – Octet 8**

		Bits						
8	7	6	5	4	3	2	1	
x	x					x	x	Error_max (maximum bit error ratio)
x	x			x	x			INP_min (minimum impulse noise protection) (bits 2 and 1)
x	x		x					Reserved for allocation by ITU-T
x	x	x						Reserved for allocation by ITU-T

**Table 11.32.25.8 – Standard information field – G.992.3 Annex B  
downstream STM TPS-TC #1 NPar(3) coding – Octet 9**

		Bits						
8	7	6	5	4	3	2	1	
x	x	x	x	x	x	x	x	INP_min (minimum impulse noise protection) (bits 8 to 3)

**Table 11.32.25.9 – Standard information field – G.992.3 Annex B  
downstream STM TPS-TC #1 NPar(3) coding – Octet 10**

		Bits						
8	7	6	5	4	3	2	1	
x	x	x	x	x	x	x	1	CIpolicy ZERO
x	x	x	x	x	x	1	x	CIpolicy ONE
x	x	x	x	x	1	x	x	Reserved for allocation by ITU-T
x	x	x	x	1	x	x	x	Reserved for allocation by ITU-T
x	x	x	1	x	x	x	x	Reserved for allocation by ITU-T
x	x	1	x	x	x	x	x	Reserved for allocation by ITU-T
x	x	0	0	0	0	0	0	No parameters in this octet

**Table 11.32.26 – Standard information field – G.992.3 Annex B  
upstream STM TPS-TC #1 NPar(3) coding – Octet 1**

		Bits						
8	7	6	5	4	3	2	1	
x	x	x	x	x	x	x	x	Net_min (minimum net data rate, bits 12 to 7)

**Table 11.32.26.1 – Standard information field – G.992.3 Annex B  
upstream STM TPS-TC #1 NPar(3) coding – Octet 2**

		Bits						
8	7	6	5	4	3	2	1	
x	x	x	x	x	x	x	x	Net_min (minimum net data rate, bits 6 to 1)

**Table 11.32.26.2 – Standard information field – G.992.3 Annex B  
upstream STM TPS-TC #1 NPar(3) coding – Octet 3**

		Bits						
8	7	6	5	4	3	2	1	
x	x	x	x	x	x	x	x	Net_max (maximum net data rate, bits 12 to 7)

**Table 11.32.26.3 – Standard information field – G.992.3 Annex B upstream STM TPS-TC #1 NPar(3) coding – Octet 4**

		Bits						
8	7	6	5	4	3	2	1	
x	x	x	x	x	x	x	x	Net_max (maximum net data rate, bits 6 to 1)

**Table 11.32.26.4 – Standard information field – G.992.3 Annex B upstream STM TPS-TC #1 NPar(3) coding – Octet 5**

		Bits						
8	7	6	5	4	3	2	1	
x	x	x	x	x	x	x	x	Net_reserve (minimum reserved net data rate, bits 12 to 7)

**Table 11.32.26.5 – Standard information field – G.992.3 Annex B upstream STM TPS-TC #1 NPar(3) coding – Octet 6**

		Bits						
8	7	6	5	4	3	2	1	
x	x	x	x	x	x	x	x	Net_reserve (minimum reserved net data rate, bits 6 to 1)

**Table 11.32.26.6 – Standard information field – G.992.3 Annex B upstream STM TPS-TC #1 NPar(3) coding – Octet 7**

		Bits						
8	7	6	5	4	3	2	1	
x	x	x	x	x	x	x	x	Delay_max (maximum delay) (n milliseconds, n = 0 to 63)

**Table 11.32.26.7 – Standard information field – G.992.3 Annex B upstream STM TPS-TC #1 NPar(3) coding – Octet 8**

		Bits						
8	7	6	5	4	3	2	1	
x	x					x	x	Error_max (maximum bit error ratio)
x	x			x	x			INP_min (minimum impulse noise protection) (bits 2 and 1)
x	x		x					Reserved for allocation by ITU-T
x	x	x						Reserved for allocation by ITU-T

**Table 11.32.26.8 – Standard information field – G.992.3 Annex B upstream STM TPS-TC #1 NPar(3) coding – Octet 9**

		Bits						
8	7	6	5	4	3	2	1	
x	x	x	x	x	x	x	x	INP_min (minimum impulse noise protection) (bits 8 to 3)

**Table 11.32.26.9 – Standard information field – G.992.3 Annex B  
upstream STM TPS-TC #1 NPar(3) coding – Octet 10**

		Bits						
8	7	6	5	4	3	2	1	
x	x	x	x	x	x	x	1	CIpolicy ZERO
x	x	x	x	x	x	1	x	CIpolicy ONE
x	x	x	x	x	1	x	x	Reserved for allocation by ITU-T
x	x	x	x	1	x	x	x	Reserved for allocation by ITU-T
x	x	x	1	x	x	x	x	Reserved for allocation by ITU-T
x	x	1	x	x	x	x	x	Reserved for allocation by ITU-T
x	x	0	0	0	0	0	0	No parameters in this octet

**Table 11.32.27 – Standard information field – G.992.3 Annex B  
downstream ATM TPS-TC #1 NPar(3) coding – Octet 1**

		Bits						
8	7	6	5	4	3	2	1	
x	x	x	x	x	x	x	x	Net_min (minimum net data rate, bits 12 to 7)

**Table 11.32.27.1 – Standard information field – G.992.3 Annex B  
downstream ATM TPS-TC #1 NPar(3) coding – Octet 2**

		Bits						
8	7	6	5	4	3	2	1	
x	x	x	x	x	x	x	x	Net_min (minimum net data rate, bits 6 to 1)

**Table 11.32.27.2 – Standard information field – G.992.3 Annex B  
downstream ATM TPS-TC #1 NPar(3) coding – Octet 3**

		Bits						
8	7	6	5	4	3	2	1	
x	x	x	x	x	x	x	x	Net_max (maximum net data rate, bits 12 to 7)

**Table 11.32.27.3 – Standard information field – G.992.3 Annex B  
downstream ATM TPS-TC #1 NPar(3) coding – Octet 4**

		Bits						
8	7	6	5	4	3	2	1	
x	x	x	x	x	x	x	x	Net_max (maximum net data rate, bits 6 to 1)

**Table 11.32.27.4 – Standard information field – G.992.3 Annex B  
downstream ATM TPS-TC #1 NPar(3) coding – Octet 5**

		Bits						
8	7	6	5	4	3	2	1	
x	x	x	x	x	x	x	x	Net_reserve (minimum reserved net data rate, bits 12 to 7)



**Table 11.32.27.5 – Standard information field – G.992.3 Annex B downstream ATM TPS-TC #1 NPar(3) coding – Octet 6**

		Bits						
8	7	6	5	4	3	2	1	
x	x	x	x	x	x	x	x	Net_reserve (minimum reserved net data rate, bits 6 to 1)

**Table 11.32.27.6 – Standard information field – G.992.3 Annex B downstream ATM TPS-TC #1 NPar(3) coding – Octet 7**

		Bits						
8	7	6	5	4	3	2	1	
x	x	x	x	x	x	x	x	Delay_max (maximum delay) (n milliseconds, n = 0 to 63)

**Table 11.32.27.7 – Standard information field – G.992.3 Annex B downstream ATM TPS-TC #1 NPar(3) coding – Octet 8**

		Bits						
8	7	6	5	4	3	2	1	
x	x					x	x	Error_max (maximum bit error ratio)
x	x			x	x			INP_min (minimum impulse noise protection) (bits 2 and 1)
x	x		x					Reserved for allocation by ITU-T
x	x	x						IMA_flag

**Table 11.32.27.8 – Standard information field – G.992.3 Annex B downstream ATM TPS-TC #1 NPar(3) coding – Octet 9**

		Bits						
8	7	6	5	4	3	2	1	
x	x	x	x	x	x	x	x	INP_min (minimum impulse noise protection) (bits 8 to 3)

**Table 11.32.27.9 – Standard information field – G.992.3 Annex B downstream ATM TPS-TC #1 NPar(3) coding – Octet 10**

		Bits						
8	7	6	5	4	3	2	1	
x	x	x	x	x	x	x	1	Clpolicy ZERO
x	x	x	x	x	x	1	x	Clpolicy ONE
x	x	x	x	x	1	x	x	Reserved for allocation by ITU-T
x	x	x	x	1	x	x	x	Reserved for allocation by ITU-T
x	x	x	1	x	x	x	x	Reserved for allocation by ITU-T
x	x	1	x	x	x	x	x	Reserved for allocation by ITU-T
x	x	0	0	0	0	0	0	No parameters in this octet

**Table 11.32.28 – Standard information field – G.992.3 Annex B upstream ATM TPS-TC #1 NPar(3) coding – Octet 1**

		Bits						
8	7	6	5	4	3	2	1	
x	x	x	x	x	x	x	x	Net_min (minimum net data rate, bits 12 to 7)

**Table 11.32.28.1 – Standard information field – G.992.3 Annex B  
upstream ATM TPS-TC #1 NPar(3) coding – Octet 2**

		Bits						
8	7	6	5	4	3	2	1	
x	x	x	x	x	x	x	x	Net_min (minimum net data rate, bits 6 to 1)

**Table 11.32.28.2 – Standard information field – G.992.3 Annex B  
upstream ATM TPS-TC #1 NPar(3) coding – Octet 3**

		Bits						
8	7	6	5	4	3	2	1	
x	x	x	x	x	x	x	x	Net_max (maximum net data rate, bits 12 to 7)

**Table 11.32.28.3 – Standard information field – G.992.3 Annex B  
upstream ATM TPS-TC #1 NPar(3) coding – Octet 4**

		Bits						
8	7	6	5	4	3	2	1	
x	x	x	x	x	x	x	x	Net_max (maximum net data rate, bits 6 to 1)

**Table 11.32.28.4 – Standard information field – G.992.3 Annex B  
upstream ATM TPS-TC #1 NPar(3) coding – Octet 5**

		Bits						
8	7	6	5	4	3	2	1	
x	x	x	x	x	x	x	x	Net_reserve (minimum reserved net data rate, bits 12 to 7)

**Table 11.32.28.5 – Standard information field – G.992.3 Annex B  
upstream ATM TPS-TC #1 NPar(3) coding – Octet 6**

		Bits						
8	7	6	5	4	3	2	1	
x	x	x	x	x	x	x	x	Net_reserve (minimum reserved net data rate, bits 6 to 1)

**Table 11.32.28.6 – Standard information field – G.992.3 Annex B  
upstream ATM TPS-TC #1 NPar(3) coding – Octet 7**

		Bits						
8	7	6	5	4	3	2	1	
x	x	x	x	x	x	x	x	Delay_max (maximum delay) (n milliseconds, n = 0 to 63)

**Table 11.32.28.7 – Standard information field – G.992.3 Annex B  
upstream ATM TPS-TC #1 NPar(3) coding – Octet 8**

		Bits						
8	7	6	5	4	3	2	1	
x	x					x	x	Error_max (maximum bit error ratio)
x	x			x	x			INP_min (minimum impulse noise protection) (bits 2 and 1)
x	x		x					Reserved for allocation by ITU-T
x	x	x						IMA_flag

**Table 11.32.28.8 – Standard information field – G.992.3 Annex B  
upstream ATM TPS-TC #1 NPar(3) coding – Octet 9**

		Bits						
8	7	6	5	4	3	2	1	
x	x	x	x	x	x	x	x	INP_min (minimum impulse noise protection) (bits 8 to 3)

**Table 11.32.28.9 – Standard information field – G.992.3 Annex B  
upstream ATM TPS-TC #1 NPar(3) coding – Octet 10**

		Bits						
8	7	6	5	4	3	2	1	
x	x	x	x	x	x	x	1	CIpolicy ZERO
x	x	x	x	x	x	1	x	CIpolicy ONE
x	x	x	x	x	1	x	x	Reserved for allocation by ITU-T
x	x	x	x	1	x	x	x	Reserved for allocation by ITU-T
x	x	x	1	x	x	x	x	Reserved for allocation by ITU-T
x	x	1	x	x	x	x	x	Reserved for allocation by ITU-T
x	x	0	0	0	0	0	0	No parameters in this octet

**Table 11.32.29 – Standard information field – G.992.3 Annex B  
downstream PTM TPS-TC #1 NPar(3) coding – Octet 1**

		Bits						
8	7	6	5	4	3	2	1	
x	x	x	x	x	x	x	x	Net_min (minimum net data rate, bits 12 to 7)

**Table 11.32.29.1 – Standard information field – G.992.3 Annex B  
downstream PTM TPS-TC #1 NPar(3) coding – Octet 2**

		Bits						
8	7	6	5	4	3	2	1	
x	x	x	x	x	x	x	x	Net_min (minimum net data rate, bits 6 to 1)

**Table 11.32.29.2 – Standard information field – G.992.3 Annex B  
downstream PTM TPS-TC #1 NPar(3) coding – Octet 3**

		Bits						
8	7	6	5	4	3	2	1	
x	x	x	x	x	x	x	x	Net_max (maximum net data rate, bits 12 to 7)

**Table 11.32.29.3 – Standard information field – G.992.3 Annex B downstream PTM TPS-TC #1 NPar(3) coding – Octet 4**

		Bits						
8	7	6	5	4	3	2	1	
x	x	x	x	x	x	x	x	Net_max (maximum net data rate, bits 6 to 1)

**Table 11.32.29.4 – Standard information field – G.992.3 Annex B downstream PTM TPS-TC #1 NPar(3) coding – Octet 5**

		Bits						
8	7	6	5	4	3	2	1	
x	x	x	x	x	x	x	x	Net_reserve (minimum reserved net data rate, bits 12 to 7)

**Table 11.32.29.5 – Standard information field – G.992.3 Annex B downstream PTM TPS-TC #1 NPar(3) coding – Octet 6**

		Bits						
8	7	6	5	4	3	2	1	
x	x	x	x	x	x	x	x	Net_reserve (minimum reserved net data rate, bits 6 to 1)

**Table 11.32.29.6 – Standard information field – G.992.3 Annex B downstream PTM TPS-TC #1 NPar(3) coding – Octet 7**

		Bits						
8	7	6	5	4	3	2	1	
x	x	x	x	x	x	x	x	Delay_max (maximum delay) (n milliseconds, n = 0 to 63)

**Table 11.32.29.7 – Standard information field – G.992.3 Annex B downstream PTM TPS-TC #1 NPar(3) coding – Octet 8**

		Bits						
8	7	6	5	4	3	2	1	
x	x					x	x	Error_max (maximum bit error ratio)
x	x			x	x			INP_min (minimum impulse noise protection) (bits 2 and 1)
x	x		x					Reserved for allocation by ITU-T
x	x	x						Reserved for allocation by ITU-T

**Table 11.32.29.8 – Standard information field – G.992.3 Annex B downstream PTM TPS-TC #1 NPar(3) coding – Octet 9**

		Bits						
8	7	6	5	4	3	2	1	
x	x	x	x	x	x	x	x	INP_min (minimum impulse noise protection) (bits 8 to 3)

**Table 11.32.29.9 – Standard information field – G.992.3 Annex B  
downstream PTM TPS-TC #1 NPar(3) coding – Octet 10**

		Bits						
8	7	6	5	4	3	2	1	
x	x	x	x	x	x	x	1	HDLC encapsulation
x	x	x	x	x	x	1	x	Reserved by ITU-T
x	x	x	x	x	1	x	x	Reserved by ITU-T
x	x	x	x	1	x	x	x	64/65-octet encapsulation with short packets
x	x	x	1	x	x	x	x	64/65-octet encapsulation with pre-emption
x	x	1	x	x	x	x	x	64/65-octet encapsulation supported

**Table 11.32.29.10 – Standard information field – G.992.3 Annex B  
downstream PTM TPS-TC #1 NPar(3) coding – Octet 11**

		Bits						
8	7	6	5	4	3	2	1	
x	x	x	x	x	x	x	1	CIpolicy ZERO
x	x	x	x	x	x	1	x	CIpolicy ONE
x	x	x	x	x	1	x	x	Reserved for allocation by ITU-T
x	x	x	x	1	x	x	x	Reserved for allocation by ITU-T
x	x	x	1	x	x	x	x	Reserved for allocation by ITU-T
x	x	1	x	x	x	x	x	Reserved for allocation by ITU-T
x	x	0	0	0	0	0	0	No parameters in this octet

**Table 11.32.30 – Standard information field – G.992.3 Annex B  
upstream PTM TPS-TC #1 NPar(3) coding – Octet 1**

		Bits						
8	7	6	5	4	3	2	1	
x	x	x	x	x	x	x	x	Net_min (minimum net data rate, bits 12 to 7)

**Table 11.32.30.1/G.994.1 – Standard information field – G.992.3 Annex B  
upstream PTM TPS-TC #1 NPar(3) coding – Octet 2**

		Bits						
8	7	6	5	4	3	2	1	
x	x	x	x	x	x	x	x	Net_min (minimum net data rate, bits 6 to 1)

**Table 11.32.30.2 – Standard information field – G.992.3 Annex B  
upstream PTM TPS-TC #1 NPar(3) coding – Octet 3**

		Bits						
8	7	6	5	4	3	2	1	
x	x	x	x	x	x	x	x	Net_max (maximum net data rate, bits 12 to 7)

**Table 11.32.30.3 – Standard information field – G.992.3 Annex B  
upstream PTM TPS-TC #1 NPar(3) coding – Octet 4**

		Bits						
8	7	6	5	4	3	2	1	
x	x	x	x	x	x	x	x	Net_max (maximum net data rate, bits 6 to 1)

**Table 11.32.30.4 – Standard information field – G.992.3 Annex B  
upstream PTM TPS-TC #1 NPar(3) coding – Octet 5**

		Bits						
8	7	6	5	4	3	2	1	
x	x	x	x	x	x	x	x	Net_reserve (minimum reserved net data rate, bits 12 to 7)

**Table 11.32.30.5 – Standard information field – G.992.3 Annex B  
upstream PTM TPS-TC #1 NPar(3) coding – Octet 6**

		Bits						
8	7	6	5	4	3	2	1	
x	x	x	x	x	x	x	x	Net_reserve (minimum reserved net data rate, bits 6 to 1)

**Table 11.32.30.6 – Standard information field – G.992.3 Annex B  
upstream PTM TPS-TC #1 NPar(3) coding – Octet 7**

		Bits						
8	7	6	5	4	3	2	1	
x	x	x	x	x	x	x	x	Delay_max (maximum delay) (n milliseconds, n = 0 to 63)

**Table 11.32.30.7 – Standard information field – G.992.3 Annex B  
upstream PTM TPS-TC #1 NPar(3) coding – Octet 8**

		Bits						
8	7	6	5	4	3	2	1	
x	x					x	x	Error_max (maximum bit error ratio)
x	x			x	x			INP_min (minimum impulse noise protection) (bits 2 and 1)
x	x		x					Reserved for allocation by ITU-T
x	x	x						Reserved for allocation by ITU-T

**Table 11.32.30.8 – Standard information field – G.992.3 Annex B  
upstream PTM TPS-TC #1 NPar(3) coding – Octet 9**

		Bits						
8	7	6	5	4	3	2	1	
x	x	x	x	x	x	x	x	INP_min (minimum impulse noise protection) (bits 8 to 3)

**Table 11.32.30.9 – Standard information field – G.992.3 Annex B  
upstream PTM TPS-TC #1 NPar(3) coding – Octet 10**

		Bits						
8	7	6	5	4	3	2	1	
x	x	x	x	x	x	x	1	HDLC encapsulation
x	x	x	x	x	x	1	x	Reserved by ITU-T
x	x	x	x	x	1	x	x	Reserved by ITU-T
x	x	x	x	1	x	x	x	64/65-octet encapsulation with short packets
x	x	x	1	x	x	x	x	64/65-octet encapsulation with pre-emption
x	x	1	x	x	x	x	x	64/65-octet encapsulation supported

**Table 11.32.30.10 – Standard information field – G.992.3 Annex B  
upstream PTM TPS-TC #1 NPar(3) coding – Octet 11**

		Bits						
8	7	6	5	4	3	2	1	
x	x	x	x	x	x	x	1	Cipolicy ZERO
x	x	x	x	x	x	1	x	Cipolicy ONE
x	x	x	x	x	1	x	x	Reserved for allocation by ITU-T
x	x	x	x	1	x	x	x	Reserved for allocation by ITU-T
x	x	x	1	x	x	x	x	Reserved for allocation by ITU-T
x	x	1	x	x	x	x	x	Reserved for allocation by ITU-T
x	x	0	0	0	0	0	0	No parameters in this octet

**Table 11.32.31 – Standard information field – G.992.3 Annex B  
downstream PMS-TC latency path #1 NPar(3) coding – Octet 1**

		Bits						
8	7	6	5	4	3	2	1	
x	x	x	x	x	x	x	x	Net_max (maximum net data rate, bits 12 to 7)

**Table 11.32.31.1 – Standard information field – G.992.3 Annex B  
downstream PMS-TC latency path #1 NPar(3) coding – Octet 2**

		Bits						
8	7	6	5	4	3	2	1	
x	x	x	x	x	x	x	x	Net_max (maximum net data rate, bits 6 to 1)

**Table 11.32.31.2 – Standard information field – G.992.3 Annex B  
downstream PMS-TC latency path #1 NPar(3) coding – Octet 3**

		Bits						
8	7	6	5	4	3	2	1	
x	x			x	x	x	x	R <sub>1 max</sub> value (2 * n, n = 0 to 15)
x	x	x	x					Reserved for allocation by ITU-T

**Table 11.32.31.3 – Standard information field – G.992.3 Annex B downstream PMS-TC latency path #1 NPar(3) coding – Octet 4**

		Bits						
8	7	6	5	4	3	2	1	
x	x				x	x	x	$D_{1\max}$ value ( $2^n$ , $n = 0$ to $7$ )
x	x	x	x	x				Reserved for allocation by ITU-T

**Table 11.32.32 – Standard information field – G.992.3 Annex B upstream PMS-TC latency path #1 NPar(3) coding – Octet 1**

		Bits						
8	7	6	5	4	3	2	1	
x	x	x	x	x	x	x	x	$Net_{\max}$ (maximum net data rate, bits 12 to 7)

**Table 11.32.32.1 – Standard information field – G.992.3 Annex B upstream PMS-TC latency path #1 NPar(3) coding – Octet 2**

		Bits						
8	7	6	5	4	3	2	1	
x	x	x	x	x	x	x	x	$Net_{\max}$ (maximum net data rate, bits 6 to 1)

**Table 11.32.32.2 – Standard information field – G.992.3 Annex B upstream PMS-TC latency path #1 NPar(3) coding – Octet 3**

		Bits						
8	7	6	5	4	3	2	1	
x	x			x	x	x	x	$R_{1\max}$ value ( $2 * n$ , $n = 0$ to $15$ )
x	x	x	x					Reserved for allocation by ITU-T

**Table 11.32.32.3 – Standard information field – G.992.3 Annex B upstream PMS-TC latency path #1 NPar(3) coding – Octet 4**

		Bits						
8	7	6	5	4	3	2	1	
x	x				x	x	x	$D_{1\max}$ value ( $2^n$ , $n = 0$ to $7$ )
x	x	x	x	x				Reserved for allocation by ITU-T

**Table 11.32.37 – Standard information field – G.992.3 Annex B downstream STM TPS-TC #2 NPar(3) coding – Octet 1**

		Bits						
8	7	6	5	4	3	2	1	
x	x	x	x	x	x	x	x	$Net_{\min}$ (minimum net data rate, bits 12 to 7)



**Table 11.32.37.1 – Standard information field – G.992.3 Annex B downstream STM TPS-TC #2 NPar(3) coding – Octet 2**

		Bits						
8	7	6	5	4	3	2	1	
x	x	x	x	x	x	x	x	Net_min (minimum net data rate, bits 6 to 1)

**Table 11.32.37.2 – Standard information field – G.992.3 Annex B downstream STM TPS-TC #2 NPar(3) coding – Octet 3**

		Bits						
8	7	6	5	4	3	2	1	
x	x	x	x	x	x	x	x	Net_max (maximum net data rate, bits 12 to 7)

**Table 11.32.37.3 – Standard information field – G.992.3 Annex B downstream STM TPS-TC #2 NPar(3) coding – Octet 4**

		Bits						
8	7	6	5	4	3	2	1	
x	x	x	x	x	x	x	x	Net_max (maximum net data rate, bits 6 to 1)

**Table 11.32.37.4 – Standard information field – G.992.3 Annex B downstream STM TPS-TC #2 NPar(3) coding – Octet 5**

		Bits						
8	7	6	5	4	3	2	1	
x	x	x	x	x	x	x	x	Net_reserve (minimum reserved net data rate, bits 12 to 7)

**Table 11.32.37.5 – Standard information field – G.992.3 Annex B downstream STM TPS-TC #2 NPar(3) coding – Octet 6**

		Bits						
8	7	6	5	4	3	2	1	
x	x	x	x	x	x	x	x	Net_reserve (minimum reserved net data rate, bits 6 to 1)

**Table 11.32.37.6 – Standard information field – G.992.3 Annex B downstream STM TPS-TC #2 NPar(3) coding – Octet 7**

		Bits						
8	7	6	5	4	3	2	1	
x	x	x	x	x	x	x	x	Delay_max (maximum delay) (n milliseconds, n = 0 to 63)

**Table 11.32.37.7 – Standard information field – G.992.3 Annex B  
downstream STM TPS-TC #2 NPar(3) coding – Octet 8**

		Bits						
8	7	6	5	4	3	2	1	
x	x					x	x	Error_max (maximum bit error ratio)
x	x			x	x			INP_min (minimum impulse noise protection) (bits 2 and 1)
x	x		x					Reserved for allocation by ITU-T
x	x	x						Reserved for allocation by ITU-T

**Table 11.32.37.8 – Standard information field – G.992.3 Annex B  
downstream STM TPS-TC #2 NPar(3) coding – Octet 9**

		Bits						
8	7	6	5	4	3	2	1	
x	x	x	x	x	x	x	x	INP_min (minimum impulse noise protection) (bits 8 to 3)

**Table 11.32.37.9 – Standard information field – G.992.3 Annex B  
downstream STM TPS-TC #2 NPar(3) coding – Octet 10**

		Bits						
8	7	6	5	4	3	2	1	
x	x	x	x	x	x	x	1	CIpolicy ZERO
x	x	x	x	x	x	1	x	CIpolicy ONE
x	x	x	x	x	1	x	x	Reserved for allocation by ITU-T
x	x	x	x	1	x	x	x	Reserved for allocation by ITU-T
x	x	x	1	x	x	x	x	Reserved for allocation by ITU-T
x	x	1	x	x	x	x	x	Reserved for allocation by ITU-T
x	x	0	0	0	0	0	0	No parameters in this octet

**Table 11.32.38 – Standard information field – G.992.3 Annex B  
upstream STM TPS-TC #2 NPar(3) coding – Octet 1**

		Bits						
8	7	6	5	4	3	2	1	
x	x	x	x	x	x	x	x	Net_min (minimum net data rate, bits 12 to 7)

**Table 11.32.38.1 – Standard information field – G.992.3 Annex B  
upstream STM TPS-TC #2 NPar(3) coding – Octet 2**

		Bits						
8	7	6	5	4	3	2	1	
x	x	x	x	x	x	x	x	Net_min (minimum net data rate, bits 6 to 1)

**Table 11.32.38.2 – Standard information field – G.992.3 Annex B  
upstream STM TPS-TC #2 NPar(3) coding – Octet 3**

		Bits						
8	7	6	5	4	3	2	1	
x	x	x	x	x	x	x	x	Net_max (maximum net data rate, bits 12 to 7)

**Table 11.32.38.3 – Standard information field – G.992.3 Annex B upstream STM TPS-TC #2 NPar(3) coding – Octet 4**

8		7		Bits							
x		x		6	5	4	3	2	1		
x		x		x	x	x	x	x	x	Net_max (maximum net data rate, bits 6 to 1)	

**Table 11.32.38.4 – Standard information field – G.992.3 Annex B upstream STM TPS-TC #2 NPar(3) coding – Octet 5**

8		7		Bits							
x		x		6	5	4	3	2	1		
x		x		x	x	x	x	x	x	Net_reserve (minimum reserved net data rate, bits 12 to 7)	

**Table 11.32.38.5 – Standard information field – G.992.3 Annex B upstream STM TPS-TC #2 NPar(3) coding – Octet 6**

8		7		Bits							
x		x		6	5	4	3	2	1		
x		x		x	x	x	x	x	x	Net_reserve (minimum reserved net data rate, bits 6 to 1)	

**Table 11.32.38.6 – Standard information field – G.992.3 Annex B upstream STM TPS-TC #2 NPar(3) coding – Octet 7**

8		7		Bits							
x		x		6	5	4	3	2	1		
x		x		x	x	x	x	x	x	Delay_max (maximum delay) (n milliseconds, n = 0 to 63)	

**Table 11.32.38.7 – Standard information field – G.992.3 Annex B upstream STM TPS-TC #2 NPar(3) coding – Octet 8**

8		7		Bits							
x		x		6	5	4	3	2	1		
x		x						x	x	Error_max (maximum bit error ratio)	
x		x				x	x			INP_min (minimum impulse noise protection) (bits 2 and 1)	
x		x			x					Reserved for allocation by ITU-T	
x		x		x						Reserved for allocation by ITU-T	

**Table 11.32.38.8 – Standard information field – G.992.3 Annex B upstream STM TPS-TC #2 NPar(3) coding – Octet 9**

8		7		Bits							
x		x		6	5	4	3	2	1		
x		x		x	x	x	x	x	x	INP_min (minimum impulse noise protection) (bits 8 to 3)	

**Table 11.32.38.9 – Standard information field – G.992.3 Annex B  
upstream STM TPS-TC #2 NPar(3) coding – Octet 10**

		Bits						
8	7	6	5	4	3	2	1	
x	x	x	x	x	x	x	1	CIpolicy ZERO
x	x	x	x	x	x	1	x	CIpolicy ONE
x	x	x	x	x	1	x	x	Reserved for allocation by ITU-T
x	x	x	x	1	x	x	x	Reserved for allocation by ITU-T
x	x	x	1	x	x	x	x	Reserved for allocation by ITU-T
x	x	1	x	x	x	x	x	Reserved for allocation by ITU-T
x	x	0	0	0	0	0	0	No parameters in this octet

**Table 11.32.39 – Standard information field – G.992.3 Annex B  
downstream ATM TPS-TC #2 NPar(3) coding – Octet 1**

		Bits						
8	7	6	5	4	3	2	1	
x	x	x	x	x	x	x	x	Net_min (minimum net data rate, bits 12 to 7)

**Table 11.32.39.1 – Standard information field – G.992.3 Annex B  
downstream ATM TPS-TC #2 NPar(3) coding – Octet 2**

		Bits						
8	7	6	5	4	3	2	1	
x	x	x	x	x	x	x	x	Net_min (minimum net data rate, bits 6 to 1)

**Table 11.32.39.2 – Standard information field – G.992.3 Annex B  
downstream ATM TPS-TC #2 NPar(3) coding – Octet 3**

		Bits						
8	7	6	5	4	3	2	1	
x	x	x	x	x	x	x	x	Net_max (maximum net data rate, bits 12 to 7)

**Table 11.32.39.3 – Standard information field – G.992.3 Annex B  
downstream ATM TPS-TC #2 NPar(3) coding – Octet 4**

		Bits						
8	7	6	5	4	3	2	1	
x	x	x	x	x	x	x	x	Net_max (maximum net data rate, bits 6 to 1)

**Table 11.32.39.4 – Standard information field – G.992.3 Annex B  
downstream ATM TPS-TC #2 NPar(3) coding – Octet 5**

		Bits						
8	7	6	5	4	3	2	1	
x	x	x	x	x	x	x	x	Net_reserve (minimum reserved net data rate, bits 12 to 7)

**Table 11.32.39.5 – Standard information field – G.992.3 Annex B downstream ATM TPS-TC #2 NPar(3) coding – Octet 6**

		Bits						
8	7	6	5	4	3	2	1	
x	x	x	x	x	x	x	x	G.992.3 Annex B downstream ATM TPS-TC #2 NPar(3)s – Octet 6
								Net_reserve (minimum reserved net data rate, bits 6 to 1)

**Table 11.32.39.6 – Standard information field – G.992.3 Annex B downstream ATM TPS-TC #2 NPar(3) coding – Octet 7**

		Bits						
8	7	6	5	4	3	2	1	
x	x	x	x	x	x	x	x	G.992.3 Annex B downstream ATM TPS-TC #2 NPar(3)s – Octet 7
								Delay_max (maximum delay) (n milliseconds, n = 0 to 63)

**Table 11.32.39.7 – Standard information field – G.992.3 Annex B downstream ATM TPS-TC #2 NPar(3) coding – Octet 8**

		Bits						
8	7	6	5	4	3	2	1	
x	x					x	x	G.992.3 Annex B downstream ATM TPS-TC #2 NPar(3)s – Octet 8
								Error_max (maximum bit error ratio)
x	x			x	x			INP_min (minimum impulse noise protection) (bits 2 and 1)
x	x		x					Reserved for allocation by ITU-T
x	x	x						IMA_flag

**Table 11.32.39.8 – Standard information field – G.992.3 Annex B downstream ATM TPS-TC #2 NPar(3) coding – Octet 9**

		Bits						
8	7	6	5	4	3	2	1	
x	x	x	x	x	x	x	x	G.992.3 Annex B downstream ATM TPS-TC #2 NPar(3)s – Octet 9
								INP_min (minimum impulse noise protection) (bits 8 to 3)

**Table 11.32.39.9 – Standard information field – G.992.3 Annex B downstream ATM TPS-TC #2 NPar(3) coding – Octet 10**

		Bits						
8	7	6	5	4	3	2	1	
x	x	x	x	x	x	x	1	G.992.3 Annex B downstream ATM TPS-TC #2 NPar(3)s – Octet 10
								CIpolicy ZERO
x	x	x	x	x	x	1	x	CIpolicy ONE
x	x	x	x	x	1	x	x	Reserved for allocation by ITU-T
x	x	x	x	1	x	x	x	Reserved for allocation by ITU-T
x	x	x	1	x	x	x	x	Reserved for allocation by ITU-T
x	x	1	x	x	x	x	x	Reserved for allocation by ITU-T
x	x	0	0	0	0	0	0	No parameters in this octet

**Table 11.32.40 – Standard information field – G.992.3 Annex B upstream ATM TPS-TC #2 NPar(3) coding – Octet 1**

		Bits						
8	7	6	5	4	3	2	1	
x	x	x	x	x	x	x	x	G.992.3 Annex B upstream ATM TPS-TC #2 NPar(3)s – Octet 1
								Net_min (minimum net data rate, bits 12 to 7)

**Table 11.32.40.1 – Standard information field – G.992.3 Annex B  
upstream ATM TPS-TC #2 NPar(3) coding – Octet 2**

		Bits						
8	7	6	5	4	3	2	1	
x	x	x	x	x	x	x	x	Net_min (minimum net data rate, bits 6 to 1)

**Table 11.32.40.2 – Standard information field – G.992.3 Annex B  
upstream ATM TPS-TC #2 NPar(3) coding – Octet 3**

		Bits						
8	7	6	5	4	3	2	1	
x	x	x	x	x	x	x	x	Net_max (maximum net data rate, bits 12 to 7)

**Table 11.32.40.3 – Standard information field – G.992.3 Annex B  
upstream ATM TPS-TC #2 NPar(3) coding – Octet 4**

		Bits						
8	7	6	5	4	3	2	1	
x	x	x	x	x	x	x	x	Net_max (maximum net data rate, bits 6 to 1)

**Table 11.32.40.4 – Standard information field – G.992.3 Annex B  
upstream ATM TPS-TC #2 NPar(3) coding – Octet 5**

		Bits						
8	7	6	5	4	3	2	1	
x	x	x	x	x	x	x	x	Net_reserve (minimum reserved net data rate, bits 12 to 7)

**Table 11.32.40.5 – Standard information field – G.992.3 Annex B  
upstream ATM TPS-TC #2 NPar(3) coding – Octet 6**

		Bits						
8	7	6	5	4	3	2	1	
x	x	x	x	x	x	x	x	Net_reserve (minimum reserved net data rate, bits 6 to 1)

**Table 11.32.40.6 – Standard information field – G.992.3 Annex B  
upstream ATM TPS-TC #2 NPar(3) coding – Octet 7**

		Bits						
8	7	6	5	4	3	2	1	
x	x	x	x	x	x	x	x	Delay_max (maximum delay) (n milliseconds, n = 0 to 63)

**Table 11.32.40.7 – Standard information field – G.992.3 Annex B  
upstream ATM TPS-TC #2 NPar(3) coding – Octet 8**

		Bits						
8	7	6	5	4	3	2	1	
x	x					x	x	Error_max (maximum bit error ratio)
x	x			x	x			INP_min (minimum impulse noise protection) (bits 2 and 1)
x	x		x					Reserved for allocation by ITU-T
x	x	x						IMA_flag

**Table 11.32.40.8 – Standard information field – G.992.3 Annex B  
upstream ATM TPS-TC #2 NPar(3) coding – Octet 9**

		Bits						
8	7	6	5	4	3	2	1	
x	x	x	x	x	x	x	x	INP_min (minimum impulse noise protection) (bits 8 to 3)

**Table 11.32.40.9 – Standard information field – G.992.3 Annex B  
upstream ATM TPS-TC #2 NPar(3) coding – Octet 10**

		Bits						
8	7	6	5	4	3	2	1	
x	x	x	x	x	x	x	1	CIpolicy ZERO
x	x	x	x	x	x	1	x	CIpolicy ONE
x	x	x	x	x	1	x	x	Reserved for allocation by ITU-T
x	x	x	x	1	x	x	x	Reserved for allocation by ITU-T
x	x	x	1	x	x	x	x	Reserved for allocation by ITU-T
x	x	1	x	x	x	x	x	Reserved for allocation by ITU-T
x	x	0	0	0	0	0	0	No parameters in this octet

**Table 11.32.41 – Standard information field – G.992.3 Annex B  
downstream PTM TPS-TC #2 NPar(3) coding – Octet 1**

		Bits						
8	7	6	5	4	3	2	1	
x	x	x	x	x	x	x	x	Net_min (minimum net data rate, bits 12 to 7)

**Table 11.32.41.1 – Standard information field – G.992.3 Annex B  
downstream PTM TPS-TC #2 NPar(3) coding – Octet 2**

		Bits						
8	7	6	5	4	3	2	1	
x	x	x	x	x	x	x	x	Net_min (minimum net data rate, bits 6 to 1)

**Table 11.32.41.2 – Standard information field – G.992.3 Annex B  
downstream PTM TPS-TC #2 NPar(3) coding – Octet 3**

		Bits						
8	7	6	5	4	3	2	1	
x	x	x	x	x	x	x	x	Net_max (maximum net data rate, bits 12 to 7)

**Table 11.32.41.3 – Standard information field – G.992.3 Annex B  
downstream PTM TPS-TC #2 NPar(3) coding – Octet 4**

		Bits						
8	7	6	5	4	3	2	1	
x	x	x	x	x	x	x	x	Net_max (maximum net data rate, bits 6 to 1)

**Table 11.32.41.4 – Standard information field – G.992.3 Annex B  
downstream PTM TPS-TC #2 NPar(3) coding – Octet 5**

		Bits						
8	7	6	5	4	3	2	1	
x	x	x	x	x	x	x	x	Net_reserve (minimum reserved net data rate, bits 12 to 7)

**Table 11.32.41.5 – Standard information field – G.992.3 Annex B  
downstream PTM TPS-TC #2 NPar(3) coding – Octet 6**

		Bits						
8	7	6	5	4	3	2	1	
x	x	x	x	x	x	x	x	Net_reserve (minimum reserved net data rate, bits 6 to 1)

**Table 11.32.41.6 – Standard information field – G.992.3 Annex B  
downstream PTM TPS-TC #2 NPar(3) coding – Octet 7**

		Bits						
8	7	6	5	4	3	2	1	
x	x	x	x	x	x	x	x	Delay_max (maximum delay) (n milliseconds, n = 0 to 63)

**Table 11.32.41.7 – Standard information field – G.992.3 Annex B  
downstream PTM TPS-TC #2 NPar(3) coding – Octet 8**

		Bits						
8	7	6	5	4	3	2	1	
x	x					x	x	Error_max (maximum bit error ratio)
x	x			x	x			INP_min (minimum impulse noise protection) (bits 2 and 1)
x	x		x					Reserved for allocation by ITU-T
x	x	x						Reserved for allocation by ITU-T

**Table 11.32.41.8 – Standard information field – G.992.3 Annex B  
downstream PTM TPS-TC #2 NPar(3) coding – Octet 9**

		Bits						
8	7	6	5	4	3	2	1	
x	x	x	x	x	x	x	x	INP_min (minimum impulse noise protection) (bits 8 to 3)



**Table 11.32.41.9 – Standard information field – G.992.3 Annex B  
downstream PTM TPS-TC #2 NPar(3) coding – Octet 10**

		Bits						
8	7	6	5	4	3	2	1	
x	x	x	x	x	x	x	1	HDLC encapsulation
x	x	x	x	x	x	1	x	Reserved by ITU-T
x	x	x	x	x	1	x	x	Reserved by ITU-T
x	x	x	x	1	x	x	x	64/65-octet encapsulation with short packets
x	x	x	1	x	x	x	x	64/65-octet encapsulation with pre-emption
x	x	1	x	x	x	x	x	64/65-octet encapsulation supported

**Table 11.32.41.10 – Standard information field – G.992.3 Annex B  
downstream PTM TPS-TC #2 NPar(3) coding – Octet 11**

		Bits						
8	7	6	5	4	3	2	1	
x	x	x	x	x	x	x	1	CIpolicy ZERO
x	x	x	x	x	x	1	x	CIpolicy ONE
x	x	x	x	x	1	x	x	Reserved for allocation by ITU-T
x	x	x	x	1	x	x	x	Reserved for allocation by ITU-T
x	x	x	1	x	x	x	x	Reserved for allocation by ITU-T
x	x	1	x	x	x	x	x	Reserved for allocation by ITU-T
x	x	0	0	0	0	0	0	No parameters in this octet

**Table 11.32.42 – Standard information field – G.992.3 Annex B  
upstream PTM TPS-TC #2 NPar(3) coding – Octet 1**

		Bits						
8	7	6	5	4	3	2	1	
x	x	x	x	x	x	x	x	Net_min (minimum net data rate, bits 12 to 7)

**Table 11.32.42.1 – Standard information field – G.992.3 Annex B  
upstream PTM TPS-TC #2 NPar(3) coding – Octet 2**

		Bits						
8	7	6	5	4	3	2	1	
x	x	x	x	x	x	x	x	Net_min (minimum net data rate, bits 6 to 1)

**Table 11.32.42.2 – Standard information field – G.992.3 Annex B  
upstream PTM TPS-TC #2 NPar(3) coding – Octet 3**

		Bits						
8	7	6	5	4	3	2	1	
x	x	x	x	x	x	x	x	Net_max (maximum net data rate, bits 12 to 7)

**Table 11.32.42.3 – Standard information field – G.992.3 Annex B upstream PTM TPS-TC #2 NPar(3) coding – Octet 4**

		Bits						
8	7	6	5	4	3	2	1	
x	x	x	x	x	x	x	x	Net_max (maximum net data rate, bits 6 to 1)

**Table 11.32.42.4 – Standard information field – G.992.3 Annex B upstream PTM TPS-TC #2 NPar(3) coding – Octet 5**

		Bits						
8	7	6	5	4	3	2	1	
x	x	x	x	x	x	x	x	Net_reserve (minimum reserved net data rate, bits 12 to 7)

**Table 11.32.42.5 – Standard information field – G.992.3 Annex B upstream PTM TPS-TC #2 NPar(3) coding – Octet 6**

		Bits						
8	7	6	5	4	3	2	1	
x	x	x	x	x	x	x	x	Net_reserve (minimum reserved net data rate, bits 6 to 1)

**Table 11.32.42.6 – Standard information field – G.992.3 Annex B upstream PTM TPS-TC #2 NPar(3) coding – Octet 7**

		Bits						
8	7	6	5	4	3	2	1	
x	x	x	x	x	x	x	x	Delay_max (maximum delay) (n milliseconds, n = 0 to 63)

**Table 11.32.42.7 – Standard information field – G.992.3 Annex B upstream PTM TPS-TC #2 NPar(3) coding – Octet 8**

		Bits						
8	7	6	5	4	3	2	1	
x	x					x	x	Error_max (maximum bit error ratio)
x	x			x	x			INP_min (minimum impulse noise protection) (bits 2 and 1)
x	x		x					Reserved for allocation by ITU-T
x	x	x						Reserved for allocation by ITU-T

**Table 11.32.42.8 – Standard information field – G.992.3 Annex B upstream PTM TPS-TC #2 NPar(3) coding – Octet 9**

		Bits						
8	7	6	5	4	3	2	1	
x	x	x	x	x	x	x	x	INP_min (minimum impulse noise protection) (bits 8 to 3)

**Table 11.32.42.9 – Standard information field – G.992.3 Annex B  
upstream PTM TPS-TC #2 NPar(3) coding – Octet 10**

		Bits						
8	7	6	5	4	3	2	1	
x	x	x	x	x	x	x	1	HDLC encapsulation
x	x	x	x	x	x	1	x	Reserved by ITU-T
x	x	x	x	x	1	x	x	Reserved by ITU-T
x	x	x	x	1	x	x	x	64/65-octet encapsulation with short packets
x	x	x	1	x	x	x	x	64/65-octet encapsulation with pre-emption
x	x	1	x	x	x	x	x	64/65-octet encapsulation supported

**Table 11.32.42.10 – Standard information field – G.992.3 Annex B  
upstream PTM TPS-TC #2 NPar(3) coding – Octet 11**

		Bits						
8	7	6	5	4	3	2	1	
x	x	x	x	x	x	x	1	Cpolicy ZERO
x	x	x	x	x	x	1	x	Cpolicy ONE
x	x	x	x	x	1	x	x	Reserved for allocation by ITU-T
x	x	x	x	1	x	x	x	Reserved for allocation by ITU-T
x	x	x	1	x	x	x	x	Reserved for allocation by ITU-T
x	x	1	x	x	x	x	x	Reserved for allocation by ITU-T
x	x	0	0	0	0	0	0	No parameters in this octet

**Table 11.32.43 – Standard information field – G.992.3 Annex B  
downstream PMS-TC latency path #2 NPar(3) coding – Octet 1**

		Bits						
8	7	6	5	4	3	2	1	
x	x	x	x	x	x	x	x	Net_max (maximum net data rate, bits 12 to 7)

**Table 11.32.43.1 – Standard information field – G.992.3 Annex B  
downstream PMS-TC latency path #2 NPar(3) coding – Octet 2**

		Bits						
8	7	6	5	4	3	2	1	
x	x	x	x	x	x	x	x	Net_max (maximum net data rate, bits 6 to 1)

**Table 11.32.43.2 – Standard information field – G.992.3 Annex B  
downstream PMS-TC latency path #2 NPar(3) coding – Octet 3**

		Bits						
8	7	6	5	4	3	2	1	
x	x			x	x	x	x	R <sub>2max</sub> value (2 * n, n = 0 to 15)
x	x	x	x					Reserved for allocation by ITU-T

**Table 11.32.43.3 – Standard information field – G.992.3 Annex B downstream PMS-TC latency path #2 NPar(3) coding – Octet 4**

		Bits						
8	7	6	5	4	3	2	1	
x	x				x	x	x	G.992.3 Annex B downstream PMS-TC latency path #2 NPar(3)s – Octet 4
x	x	x	x	x				D <sub>2_max</sub> value (2 <sup>n</sup> , n = 0 to 7)
								Reserved for allocation by ITU-T

**Table 11.32.44 – Standard information field – G.992.3 Annex B upstream PMS-TC latency path #2 NPar(3) coding – Octet 1**

		Bits						
8	7	6	5	4	3	2	1	
x	x	x	x	x	x	x	x	G.992.3 Annex B upstream PMS-TC latency path #2 NPar(3)s – Octet 1
								Net_max (maximum net data rate, bits 12 to 7)

**Table 11.32.44.1 – Standard information field – G.992.3 Annex B upstream PMS-TC latency path #2 NPar(3) coding – Octet 2**

		Bits						
8	7	6	5	4	3	2	1	
x	x	x	x	x	x	x	x	G.992.3 Annex B upstream PMS-TC latency path #2 NPar(3)s – Octet 2
								Net_max (maximum net data rate, bits 6 to 1)

**Table 11.32.44.2 – Standard information field – G.992.3 Annex B upstream PMS-TC latency path #2 NPar(3) coding – Octet 3**

		Bits						
8	7	6	5	4	3	2	1	
x	x			x	x	x	x	G.992.3 Annex B upstream PMS-TC latency path #2 NPar(3)s – Octet 3
x	x	x	x					R <sub>2_max</sub> value (2 * n, n = 0 to 15)
								Reserved for allocation by ITU-T

**Table 11.32.44.3 – Standard information field – G.992.3 Annex B upstream PMS-TC latency path #2 NPar(3) coding – Octet 4**

		Bits						
8	7	6	5	4	3	2	1	
x	x				x	x	x	G.992.3 Annex B upstream PMS-TC latency path #2 NPar(3)s – Octet 4
x	x	x	x	x				D <sub>2_max</sub> value (2 <sup>n</sup> , n = 0 to 7)
								Reserved for allocation by ITU-T

**Table 11.32.49 – Standard information field – G.992.3 Annex B downstream STM TPS-TC #3 NPar(3) coding – Octet 1**

		Bits						
8	7	6	5	4	3	2	1	
x	x	x	x	x	x	x	x	G.992.3 Annex B downstream STM TPS-TC #3 NPar(3)s – Octet 1
								Net_min (minimum net data rate, bits 12 to 7)

**Table 11.32.49.1 – Standard information field – G.992.3 Annex B downstream STM TPS-TC #3 NPar(3) coding – Octet 2**

		Bits						
8	7	6	5	4	3	2	1	
x	x	x	x	x	x	x	x	G.992.3 Annex B downstream STM TPS-TC #3 NPar(3)s – Octet 2
								Net_min (minimum net data rate, bits 6 to 1)

**Table 11.32.49.2 – Standard information field – G.992.3 Annex B downstream STM TPS-TC #3 NPar(3) coding – Octet 3**

		Bits						
8	7	6	5	4	3	2	1	
x	x	x	x	x	x	x	x	Net_max (maximum net data rate, bits 12 to 7)

**Table 11.32.49.3 – Standard information field – G.992.3 Annex B downstream STM TPS-TC #3 NPar(3) coding – Octet 4**

		Bits						
8	7	6	5	4	3	2	1	
x	x	x	x	x	x	x	x	Net_max (maximum net data rate, bits 6 to 1)

**Table 11.32.49.4 – Standard information field – G.992.3 Annex B downstream STM TPS-TC #3 NPar(3) coding – Octet 5**

		Bits						
8	7	6	5	4	3	2	1	
x	x	x	x	x	x	x	x	Net_reserve (minimum reserved net data rate, bits 12 to 7)

**Table 11.32.49.5 – Standard information field – G.992.3 Annex B downstream STM TPS-TC #3 NPar(3) coding – Octet 6**

		Bits						
8	7	6	5	4	3	2	1	
x	x	x	x	x	x	x	x	Net_reserve (minimum reserved net data rate, bits 6 to 1)

**Table 11.32.49.6 – Standard information field – G.992.3 Annex B downstream STM TPS-TC #3 NPar(3) coding – Octet 7**

		Bits						
8	7	6	5	4	3	2	1	
x	x	x	x	x	x	x	x	Delay_max (maximum delay) (n milliseconds, n = 0 to 63)

**Table 11.32.49.7 – Standard information field – G.992.3 Annex B downstream STM TPS-TC #3 NPar(3) coding – Octet 8**

		Bits						
8	7	6	5	4	3	2	1	
x	x					x	x	Error_max (maximum bit error ratio)
x	x			x	x			INP_min (minimum impulse noise protection) (bits 2 and 1)
x	x		x					Reserved for allocation by ITU-T
x	x	x						Reserved for allocation by ITU-T

**Table 11.32.49.8 – Standard information field – G.992.3 Annex B downstream STM TPS-TC #3 NPar(3) coding – Octet 9**

		Bits						
8	7	6	5	4	3	2	1	
x	x	x	x	x	x	x	x	INP_min (minimum impulse noise protection) (bits 8 to 3)

**Table 11.32.49.9 – Standard information field – G.992.3 Annex B  
downstream STM TPS-TC #3 NPar(3) coding – Octet 10**

8 7		Bits					G.992.3 Annex B downstream STM TPS-TC #3 NPar(3)s – Octet 10
6	5	4	3	2	1		
x	x	x	x	x	x	1	CIpolicy ZERO
x	x	x	x	x	1	x	CIpolicy ONE
x	x	x	x	1	x	x	Reserved for allocation by ITU-T
x	x	x	1	x	x	x	Reserved for allocation by ITU-T
x	x	x	1	x	x	x	Reserved for allocation by ITU-T
x	x	1	x	x	x	x	Reserved for allocation by ITU-T
x	x	0	0	0	0	0	No parameters in this octet

**Table 11.32.50 – Standard information field – G.992.3 Annex B  
upstream STM TPS-TC #3 NPar(3) coding – Octet 1**

8 7		Bits					G.992.3 Annex B upstream STM TPS-TC #3 NPar(3)s – Octet 1
6	5	4	3	2	1		
x	x	x	x	x	x	x	Net_min (minimum net data rate, bits 12 to 7)

**Table 11.32.50.1 – Standard information field – G.992.3 Annex B  
upstream STM TPS-TC #3 NPar(3) coding – Octet 2**

8 7		Bits					G.992.3 Annex B upstream STM TPS-TC #3 NPar(3)s – Octet 2
6	5	4	3	2	1		
x	x	x	x	x	x	x	Net_min (minimum net data rate, bits 6 to 1)

**Table 11.32.50.2 – Standard information field – G.992.3 Annex B  
upstream STM TPS-TC #3 NPar(3) coding – Octet 3**

8 7		Bits					G.992.3 Annex B upstream STM TPS-TC #3 NPar(3)s – Octet 3
6	5	4	3	2	1		
x	x	x	x	x	x	x	Net_max (maximum net data rate, bits 12 to 7)

**Table 11.32.50.3 – Standard information field – G.992.3 Annex B  
upstream STM TPS-TC #3 NPar(3) coding – Octet 4**

8 7		Bits					G.992.3 Annex B upstream STM TPS-TC #3 NPar(3)s – Octet 4
6	5	4	3	2	1		
x	x	x	x	x	x	x	Net_max (maximum net data rate, bits 6 to 1)

**Table 11.32.50.4 – Standard information field – G.992.3 Annex B  
upstream STM TPS-TC #3 NPar(3) coding – Octet 5**

8 7		Bits					G.992.3 Annex B upstream STM TPS-TC #3 NPar(3)s – Octet 5
6	5	4	3	2	1		
x	x	x	x	x	x	x	Net_reserve (minimum reserved net data rate, bits 12 to 7)

**Table 11.32.50.5 – Standard information field – G.992.3 Annex B upstream STM TPS-TC #3 NPar(3) coding – Octet 6**

		Bits						
8	7	6	5	4	3	2	1	
x	x	x	x	x	x	x	x	Net_reserve (minimum reserved net data rate, bits 6 to 1)

**Table 11.32.50.6 – Standard information field – G.992.3 Annex B upstream STM TPS-TC #3 NPar(3) coding – Octet 7**

		Bits						
8	7	6	5	4	3	2	1	
x	x	x	x	x	x	x	x	Delay_max (maximum delay) (n milliseconds, n = 0 to 63)

**Table 11.32.50.7 – Standard information field – G.992.3 Annex B upstream STM TPS-TC #3 NPar(3) coding – Octet 8**

		Bits						
8	7	6	5	4	3	2	1	
x	x					x	x	Error_max (maximum bit error ratio)
x	x			x	x			INP_min (minimum impulse noise protection) (bits 2 and 1)
x	x		x					Reserved for allocation by ITU-T
x	x	x						Reserved for allocation by ITU-T

**Table 11.32.50.8 – Standard information field – G.992.3 Annex B upstream STM TPS-TC #3 NPar(3) coding – Octet 9**

		Bits						
8	7	6	5	4	3	2	1	
x	x	x	x	x	x	x	x	INP_min (minimum impulse noise protection) (bits 8 to 3)

**Table 11.32.50.9 – Standard information field – G.992.3 Annex B upstream STM TPS-TC #3 NPar(3) coding – Octet 10**

		Bits						
8	7	6	5	4	3	2	1	
x	x	x	x	x	x	x	1	Cipolicy ZERO
x	x	x	x	x	x	1	x	Cipolicy ONE
x	x	x	x	x	1	x	x	Reserved for allocation by ITU-T
x	x	x	x	1	x	x	x	Reserved for allocation by ITU-T
x	x	x	1	x	x	x	x	Reserved for allocation by ITU-T
x	x	1	x	x	x	x	x	Reserved for allocation by ITU-T
x	x	0	0	0	0	0	0	No parameters in this octet

**Table 11.32.51 – Standard information field – G.992.3 Annex B downstream ATM TPS-TC #3 NPar(3) coding – Octet 1**

		Bits						
8	7	6	5	4	3	2	1	
x	x	x	x	x	x	x	x	Net_min (minimum net data rate, bits 12 to 7)

**Table 11.32.51.1 – Standard information field – G.992.3 Annex B downstream ATM TPS-TC #3 NPar(3) coding – Octet 2**

8 7		Bits					G.992.3 Annex B downstream ATM TPS-TC #3 NPar(3)s – Octet 2
		6	5	4	3	2	1
x	x	x	x	x	x	x	x
		Net_min (minimum net data rate, bits 6 to 1)					

**Table 11.32.51.2 – Standard information field – G.992.3 Annex B downstream ATM TPS-TC #3 NPar(3) coding – Octet 3**

8 7		Bits					G.992.3 Annex B downstream ATM TPS-TC #3 NPar(3)s – Octet 3
		6	5	4	3	2	1
x	x	x	x	x	x	x	x
		Net_max (maximum net data rate, bits 12 to 7)					

**Table 11.32.51.3 – Standard information field – G.992.3 Annex B downstream ATM TPS-TC #3 NPar(3) coding – Octet 4**

8 7		Bits					G.992.3 Annex B downstream ATM TPS-TC #3 NPar(3)s – Octet 4
		6	5	4	3	2	1
x	x	x	x	x	x	x	x
		Net_max (maximum net data rate, bits 6 to 1)					

**Table 11.32.51.4 – Standard information field – G.992.3 Annex B downstream ATM TPS-TC #3 NPar(3) coding – Octet 5**

8 7		Bits					G.992.3 Annex B downstream ATM TPS-TC #3 NPar(3)s – Octet 5
		6	5	4	3	2	1
x	x	x	x	x	x	x	x
		Net_reserve (minimum reserved net data rate, bits 12 to 7)					

**Table 11.32.51.5 – Standard information field – G.992.3 Annex B downstream ATM TPS-TC #3 NPar(3) coding – Octet 6**

8 7		Bits					G.992.3 Annex B downstream ATM TPS-TC #3 NPar(3)s – Octet 6
		6	5	4	3	2	1
x	x	x	x	x	x	x	x
		Net_reserve (minimum reserved net data rate, bits 6 to 1)					

**Table 11.32.51.6 – Standard information field – G.992.3 Annex B downstream ATM TPS-TC #3 NPar(3) coding – Octet 7**

8 7		Bits					G.992.3 Annex B downstream ATM TPS-TC #3 NPar(3)s – Octet 7
		6	5	4	3	2	1
x	x	x	x	x	x	x	x
		Delay_max (maximum delay) (n milliseconds, n = 0 to 63)					

**Table 11.32.51.7 – Standard information field – G.992.3 Annex B downstream ATM TPS-TC #3 NPar(3) coding – Octet 8**

8 7		Bits					G.992.3 Annex B downstream ATM TPS-TC #3 NPar(3)s – Octet 8
		6	5	4	3	2	1
x	x					x	x
		Error_max (maximum bit error ratio)					
x	x			x	x		
		INP_min (minimum impulse noise protection) (bits 2 and 1)					
x	x		x				
		Reserved for allocation by ITU-T					
x	x	x					
		IMA_flag					



**Table 11.32.51.8 – Standard information field – G.992.3 Annex B  
downstream ATM TPS-TC #3 NPar(3) coding – Octet 9**

8 7		Bits					G.992.3 Annex B downstream ATM TPS-TC #3 NPar(3)s – Octet 9	
x x		6	5	4	3	2		1
x x		x	x	x	x	x	x	INP_min (minimum impulse noise protection) (bits 8 to 3)

**Table 11.32.51.9 – Standard information field – G.992.3 Annex B  
downstream ATM TPS-TC #3 NPar(3) coding – Octet 10**

8 7		Bits					G.992.3 Annex B downstream ATM TPS-TC #3 NPar(3)s – Octet 10	
x x		6	5	4	3	2		1
x x		x	x	x	x	x	1	CIpolicy ZERO
x x		x	x	x	x	1	x	CIpolicy ONE
x x		x	x	x	1	x	x	Reserved for allocation by ITU-T
x x		x	x	1	x	x	x	Reserved for allocation by ITU-T
x x		x	1	x	x	x	x	Reserved for allocation by ITU-T
x x		1	x	x	x	x	x	Reserved for allocation by ITU-T
x x		0	0	0	0	0	0	No parameters in this octet

**Table 11.32.52 – Standard information field – G.992.3 Annex B  
upstream ATM TPS-TC #3 NPar(3) coding – Octet 1**

8 7		Bits					G.992.3 Annex B upstream ATM TPS-TC #3 NPar(3)s – Octet 1	
x x		6	5	4	3	2		1
x x		x	x	x	x	x	x	Net_min (minimum net data rate, bits 12 to 7)

**Table 11.32.52.1 – Standard information field – G.992.3 Annex B  
upstream ATM TPS-TC #3 NPar(3) coding – Octet 2**

8 7		Bits					G.992.3 Annex B upstream ATM TPS-TC #3 NPar(3)s – Octet 2	
x x		6	5	4	3	2		1
x x		x	x	x	x	x	x	Net_min (minimum net data rate, bits 6 to 1)

**Table 11.32.52.2 – Standard information field – G.992.3 Annex B  
upstream ATM TPS-TC #3 NPar(3) coding – Octet 3**

8 7		Bits					G.992.3 Annex B upstream ATM TPS-TC #3 NPar(3)s – Octet 3	
x x		6	5	4	3	2		1
x x		x	x	x	x	x	x	Net_max (maximum net data rate, bits 12 to 7)

**Table 11.32.52.3 – Standard information field – G.992.3 Annex B  
upstream ATM TPS-TC #3 NPar(3) coding – Octet 4**

8 7		Bits					G.992.3 Annex B upstream ATM TPS-TC #3 NPar(3)s – Octet 4	
x x		6	5	4	3	2		1
x x		x	x	x	x	x	x	Net_max (maximum net data rate, bits 6 to 1)

**Table 11.32.52.4 – Standard information field – G.992.3 Annex B upstream ATM TPS-TC #3 NPar(3) coding – Octet 5**

		Bits						
8	7	6	5	4	3	2	1	
x	x	x	x	x	x	x	x	Net_reserve (minimum reserved net data rate, bits 12 to 7)

**Table 11.32.52.5 – Standard information field – G.992.3 Annex B upstream ATM TPS-TC #3 NPar(3) coding – Octet 6**

		Bits						
8	7	6	5	4	3	2	1	
x	x	x	x	x	x	x	x	Net_reserve (minimum reserved net data rate, bits 6 to 1)

**Table 11.32.52.6 – Standard information field – G.992.3 Annex B upstream ATM TPS-TC #3 NPar(3) coding – Octet 7**

		Bits						
8	7	6	5	4	3	2	1	
x	x	x	x	x	x	x	x	Delay_max (maximum delay) (n milliseconds, n = 0 to 63)

**Table 11.32.52.7 – Standard information field – G.992.3 Annex B upstream ATM TPS-TC #3 NPar(3) coding – Octet 8**

		Bits						
8	7	6	5	4	3	2	1	
x	x					x	x	Error_max (maximum bit error ratio)
x	x			x	x			INP_min (minimum impulse noise protection) (bits 2 and 1)
x	x		x					Reserved for allocation by ITU-T
x	x	x						IMA_flag

**Table 11.32.52.8 – Standard information field – G.992.3 Annex B upstream ATM TPS-TC #3 NPar(3) coding – Octet 9**

		Bits						
8	7	6	5	4	3	2	1	
x	x	x	x	x	x	x	x	INP_min (minimum impulse noise protection) (bits 8 to 3)

**Table 11.32.52.9 – Standard information field – G.992.3 Annex B upstream ATM TPS-TC #3 NPar(3) coding – Octet 10**

		Bits						
8	7	6	5	4	3	2	1	
x	x	x	x	x	x	x	1	CIpolicy ZERO
x	x	x	x	x	x	1	x	CIpolicy ONE
x	x	x	x	x	1	x	x	Reserved for allocation by ITU-T
x	x	x	x	1	x	x	x	Reserved for allocation by ITU-T
x	x	x	1	x	x	x	x	Reserved for allocation by ITU-T
x	x	1	x	x	x	x	x	Reserved for allocation by ITU-T
x	x	0	0	0	0	0	0	No parameters in this octet

**Table 11.32.53 – Standard information field – G.992.3 Annex B  
downstream PTM TPS-TC #3 NPar(3) coding – Octet 1**

		Bits						
8	7	6	5	4	3	2	1	
x	x	x	x	x	x	x	x	G.992.3 Annex B downstream PTM TPS-TC #3 NPar(3)s – Octet 1
								Net_min (minimum net data rate, bits 12 to 7)

**Table 11.32.53.1 – Standard information field – G.992.3 Annex B  
downstream PTM TPS-TC #3 NPar(3) coding – Octet 2**

		Bits						
8	7	6	5	4	3	2	1	
x	x	x	x	x	x	x	x	G.992.3 Annex B downstream PTM TPS-TC #3 NPar(3)s – Octet 2
								Net_min (minimum net data rate, bits 6 to 1)

**Table 11.32.53.2 – Standard information field – G.992.3 Annex B  
downstream PTM TPS-TC #3 NPar(3) coding – Octet 3**

		Bits						
8	7	6	5	4	3	2	1	
x	x	x	x	x	x	x	x	G.992.3 Annex B downstream PTM TPS-TC #3 NPar(3)s – Octet 3
								Net_max (maximum net data rate, bits 12 to 7)

**Table 11.32.53.3 – Standard information field – G.992.3 Annex B  
downstream PTM TPS-TC #3 NPar(3) coding – Octet 4**

		Bits						
8	7	6	5	4	3	2	1	
x	x	x	x	x	x	x	x	G.992.3 Annex B downstream PTM TPS-TC #3 NPar(3)s – Octet 4
								Net_max (maximum net data rate, bits 6 to 1)

**Table 11.32.53.4 – Standard information field – G.992.3 Annex B  
downstream PTM TPS-TC #3 NPar(3) coding – Octet 5**

		Bits						
8	7	6	5	4	3	2	1	
x	x	x	x	x	x	x	x	G.992.3 Annex B downstream PTM TPS-TC #3 NPar(3)s – Octet 5
								Net_reserve (minimum reserved net data rate, bits 12 to 7)

**Table 11.32.53.5 – Standard information field – G.992.3 Annex B  
downstream PTM TPS-TC #3 NPar(3) coding – Octet 6**

		Bits						
8	7	6	5	4	3	2	1	
x	x	x	x	x	x	x	x	G.992.3 Annex B downstream PTM TPS-TC #3 NPar(3)s – Octet 6
								Net_reserve (minimum reserved net data rate, bits 6 to 1)

**Table 11.32.53.6 – Standard information field – G.992.3 Annex B  
downstream PTM TPS-TC #3 NPar(3) coding – Octet 7**

		Bits						
8	7	6	5	4	3	2	1	
x	x	x	x	x	x	x	x	G.992.3 Annex B downstream PTM TPS-TC #3 NPar(3)s – Octet 7
								Delay_max (maximum delay) (n milliseconds, n = 0 to 63)

**Table 11.32.53.7 – Standard information field – G.992.3 Annex B  
downstream PTM TPS-TC #3 NPar(3) coding – Octet 8**

		Bits						
8	7	6	5	4	3	2	1	
x	x					x	x	Error_max (maximum bit error ratio)
x	x			x	x			INP_min (minimum impulse noise protection) (bits 2 and 1)
x	x		x					Reserved for allocation by ITU-T
x	x	x						Reserved for allocation by ITU-T

**Table 11.32.53.8 – Standard information field – G.992.3 Annex B  
downstream PTM TPS-TC #3 NPar(3) coding – Octet 9**

		Bits						
8	7	6	5	4	3	2	1	
x	x	x	x	x	x	x	x	INP_min (minimum impulse noise protection) (bits 8 to 3)

**Table 11.32.53.9 – Standard information field – G.992.3 Annex B  
downstream PTM TPS-TC #3 NPar(3) coding – Octet 10**

		Bits						
8	7	6	5	4	3	2	1	
x	x	x	x	x	x	x	1	HDLC encapsulation
x	x	x	x	x	x	1	x	Reserved by ITU-T
x	x	x	x	x	1	x	x	Reserved by ITU-T
x	x	x	x	1	x	x	x	64/65-octet encapsulation with short packets
x	x	x	1	x	x	x	x	64/65-octet encapsulation with pre-emption
x	x	1	x	x	x	x	x	64/65-octet encapsulation supported

**Table 11.32.53.10 – Standard information field – G.992.3 Annex B  
downstream PTM TPS-TC #3 NPar(3) coding – Octet 11**

		Bits						
8	7	6	5	4	3	2	1	
x	x	x	x	x	x	x	1	CIpolicy ZERO
x	x	x	x	x	x	1	x	CIpolicy ONE
x	x	x	x	x	1	x	x	Reserved for allocation by ITU-T
x	x	x	x	1	x	x	x	Reserved for allocation by ITU-T
x	x	x	1	x	x	x	x	Reserved for allocation by ITU-T
x	x	1	x	x	x	x	x	Reserved for allocation by ITU-T
x	x	0	0	0	0	0	0	No parameters in this octet

**Table 11.32.54 – Standard information field – G.992.3 Annex B  
upstream PTM TPS-TC #3 NPar(3) coding – Octet 1**

		Bits						
8	7	6	5	4	3	2	1	
x	x	x	x	x	x	x	x	Net_min (minimum net data rate, bits 12 to 7)

**Table 11.32.54.1 – Standard information field – G.992.3 Annex B  
upstream PTM TPS-TC #3 NPar(3) coding – Octet 2**

		Bits						
8	7	6	5	4	3	2	1	
x	x	x	x	x	x	x	x	Net_min (minimum net data rate, bits 6 to 1)

**Table 11.32.54.2 – Standard information field – G.992.3 Annex B  
upstream PTM TPS-TC #3 NPar(3) coding – Octet 3**

		Bits						
8	7	6	5	4	3	2	1	
x	x	x	x	x	x	x	x	Net_max (maximum net data rate, bits 12 to 7)

**Table 11.32.54.3 – Standard information field – G.992.3 Annex B  
upstream PTM TPS-TC #3 NPar(3) coding – Octet 4**

		Bits						
8	7	6	5	4	3	2	1	
x	x	x	x	x	x	x	x	Net_max (maximum net data rate, bits 6 to 1)

**Table 11.32.54.4 – Standard information field – G.992.3 Annex B  
upstream PTM TPS-TC #3 NPar(3) coding – Octet 5**

		Bits						
8	7	6	5	4	3	2	1	
x	x	x	x	x	x	x	x	Net_reserve (minimum reserved net data rate, bits 12 to 7)

**Table 11.32.54.5 – Standard information field – G.992.3 Annex B  
upstream PTM TPS-TC #3 NPar(3) coding – Octet 6**

		Bits						
8	7	6	5	4	3	2	1	
x	x	x	x	x	x	x	x	Net_reserve (minimum reserved net data rate, bits 6 to 1)

**Table 11.32.54.6 – Standard information field – G.992.3 Annex B  
upstream PTM TPS-TC #3 NPar(3) coding – Octet 7**

		Bits						
8	7	6	5	4	3	2	1	
x	x	x	x	x	x	x	x	Delay_max (maximum delay) (n milliseconds, n = 0 to 63)

**Table 11.32.54.7 – Standard information field – G.992.3 Annex B  
upstream PTM TPS-TC #3 NPar(3) coding – Octet 8**

		Bits						
8	7	6	5	4	3	2	1	
x	x					x	x	Error_max (maximum bit error ratio)
x	x			x	x			INP_min (minimum impulse noise protection) (bits 2 and 1)
x	x		x					Reserved for allocation by ITU-T
x	x	x						Reserved for allocation by ITU-T

**Table 11.32.54.8 – Standard information field – G.992.3 Annex B  
upstream PTM TPS-TC #3 NPar(3) coding – Octet 9**

		Bits						
8	7	6	5	4	3	2	1	
x	x	x	x	x	x	x	x	G.992.3 Annex B upstream PTM TPS-TC #3 NPar(3)s – Octet 9
x	x	x	x	x	x	x	x	INP_min (minimum impulse noise protection) (bits 8 to 3)

**Table 11.32.54.9 – Standard information field – G.992.3 Annex B  
upstream PTM TPS-TC #3 NPar(3) coding – Octet 10**

		Bits						
8	7	6	5	4	3	2	1	
x	x	x	x	x	x	x	1	G.992.3 Annex B upstream PTM TPS-TC #3 NPar(3)s – Octet 10
x	x	x	x	x	x	1	x	HDLC encapsulation
x	x	x	x	x	x	1	x	Reserved by ITU-T
x	x	x	x	x	1	x	x	Reserved by ITU-T
x	x	x	x	1	x	x	x	64/65-octet encapsulation with short packets
x	x	x	1	x	x	x	x	64/65-octet encapsulation with pre-emption
x	x	1	x	x	x	x	x	64/65-octet encapsulation supported

**Table 11.32.54.10 – Standard information field – G.992.3 Annex B  
upstream PTM TPS-TC #3 NPar(3) coding – Octet 11**

		Bits						
8	7	6	5	4	3	2	1	
x	x	x	x	x	x	x	1	G.992.3 Annex B upstream PTM TPS-TC #3 NPar(3)s – Octet 11
x	x	x	x	x	x	x	1	CIpolicy ZERO
x	x	x	x	x	x	1	x	CIpolicy ONE
x	x	x	x	x	1	x	x	Reserved for allocation by ITU-T
x	x	x	x	1	x	x	x	Reserved for allocation by ITU-T
x	x	x	1	x	x	x	x	Reserved for allocation by ITU-T
x	x	1	x	x	x	x	x	Reserved for allocation by ITU-T
x	x	0	0	0	0	0	0	No parameters in this octet

**Table 11.32.55 – Standard information field – G.992.3 Annex B  
downstream PMS-TC latency path #3 NPar(3) coding – Octet 1**

		Bits						
8	7	6	5	4	3	2	1	
x	x	x	x	x	x	x	x	G.992.3 Annex B downstream PMS-TC latency path #3 NPar(3)s – Octet 1
x	x	x	x	x	x	x	x	Net_max (maximum net data rate, bits 12 to 7)

**Table 11.32.55.1 – Standard information field – G.992.3 Annex B  
downstream PMS-TC latency path #3 NPar(3) coding – Octet 2**

		Bits						
8	7	6	5	4	3	2	1	
x	x	x	x	x	x	x	x	G.992.3 Annex B downstream PMS-TC latency path #3 NPar(3)s – Octet 2
x	x	x	x	x	x	x	x	Net_max (maximum net data rate, bits 6 to 1)

**Table 11.32.55.2 – Standard information field – G.992.3 Annex B downstream PMS-TC latency path #3 NPar(3) coding – Octet 3**

		Bits						
8	7	6	5	4	3	2	1	
x	x			x	x	x	x	<b>G.992.3 Annex B downstream PMS-TC latency path #3 NPar(3)s – Octet 3</b>
x	x	x	x					$R_{3\max}$ value ( $2^n$ , $n = 0$ to $15$ )
								Reserved for allocation by ITU-T

**Table 11.32.55.3 – Standard information field – G.992.3 Annex B downstream PMS-TC latency path #3 NPar(3) coding – Octet 4**

		Bits						
8	7	6	5	4	3	2	1	
x	x				x	x	x	<b>G.992.3 Annex B downstream PMS-TC latency path #3 NPar(3)s – Octet 4</b>
x	x	x	x	x				$D_{3\max}$ value ( $2^n$ , $n = 0$ to $7$ )
								Reserved for allocation by ITU-T

**Table 11.32.56 – Standard information field – G.992.3 Annex B upstream PMS-TC latency path #3 NPar(3) coding – Octet 1**

		Bits						
8	7	6	5	4	3	2	1	
x	x	x	x	x	x	x	x	<b>G.992.3 Annex B upstream PMS-TC latency path #3 NPar(3)s – Octet 1</b>
								$Net_{\max}$ (maximum net data rate, bits 12 to 7)

**Table 11.32.56.1 – Standard information field – G.992.3 Annex B upstream PMS-TC latency path #3 NPar(3) coding – Octet 2**

		Bits						
8	7	6	5	4	3	2	1	
x	x	x	x	x	x	x	x	<b>G.992.3 Annex B upstream PMS-TC latency path #3 NPar(3)s – Octet 2</b>
								$Net_{\max}$ (maximum net data rate, bits 6 to 1)

**Table 11.32.56.2 – Standard information field – G.992.3 Annex B upstream PMS-TC latency path #3 NPar(3) coding – Octet 3**

		Bits						
8	7	6	5	4	3	2	1	
x	x			x	x	x	x	<b>G.992.3 Annex B upstream PMS-TC latency path #3 NPar(3)s – Octet 3</b>
x	x	x	x					$R_{3\max}$ value ( $2^n$ , $n = 0$ to $15$ )
								Reserved for allocation by ITU-T

**Table 11.32.56.3 – Standard information field – G.992.3 Annex B upstream PMS-TC latency path #3 NPar(3) coding – Octet 4**

		Bits						
8	7	6	5	4	3	2	1	
x	x				x	x	x	<b>G.992.3 Annex B upstream PMS-TC latency path #3 NPar(3)s – Octet 4</b>
x	x	x	x	x				$D_{3\max}$ value ( $2^n$ , $n = 0$ to $7$ )
								Reserved for allocation by ITU-T

### 9.4.17 G.992.3 Annex I Par(2)/Par(3) parameters

**Table 11.33 – Standard information field – G.992.3 Annex I NPar(2) coding**

Bits		G.992.3 Annex I NPar(2)s			
8	7	6	5 4 3 2 1		
x	x	x	x x x x x	1	NTR
x	x	x	x x x x	1 x	Short initialization
x	x	x	x x 1 x x	x	Diagnostics mode
x	x	x	x 1 x x x	x	Reserved for allocation by ITU-T
x	x	x	1 x x x x	x	Reserved for allocation by ITU-T
x	x	1	x x x x x	x	Reserved for allocation by ITU-T
x	x	0	0 0 0 0 0	0	No parameters in this octet

**Table 11.34 – Standard information field – G.992.3 Annex I SPar(2) coding – Octet 1**

Bits		G.992.3 Annex I SPar(2)s – Octet 1			
8	7	6	5 4 3 2 1		
x	x	x	x x x x x	1	Spectrum bounds upstream
x	x	x	x x x x	1 x	Spectrum shaping upstream
x	x	x	x x x 1 x x	x	Spectrum bounds downstream
x	x	x	x x 1 x x x	x	Spectrum shaping downstream
x	x	x	1 x x x x x	x	Transmit signal images above the Nyquist frequency
x	x	1	x x x x x	x	Reserved for allocation by ITU-T
x	x	0	0 0 0 0 0	0	No parameters in this octet

**Table 11.34.0.1 – Standard information field – G.992.3 Annex I SPar(2) coding – Octet 2**

Bits		G.992.3 Annex I SPar(2)s – Octet 2			
8	7	6	5 4 3 2 1		
x	x	x	x x x x x	1	Downstream overhead data rate
x	x	x	x x x x	1 x	Upstream overhead data rate
x	x	x	x x x 1 x x	x	Maximum number of downstream TPS-TC functions of each type
x	x	x	x x 1 x x x	x	Maximum number of upstream TPS-TC functions of each type
x	x	x	1 x x x x x	x	Reserved for allocation by ITU-T
x	x	1	x x x x x	x	Reserved for allocation by ITU-T
x	x	0	0 0 0 0 0	0	No parameters in this octet



**Table 11.34.0.2 – Standard information field – G.992.3 Annex I SPar(2) coding – Octet 3**

		Bits						G.992.3 Annex I SPar(2)s – Octet 3
8	7	6	5	4	3	2	1	
x	x	x	x	x	x	x	1	Downstream STM TPS-TC #0
x	x	x	x	x	x	1	x	Upstream STM TPS-TC #0
x	x	x	x	x	1	x	x	Downstream ATM TPS-TC #0
x	x	x	x	1	x	x	x	Upstream ATM TPS-TC #0
x	x	x	1	x	x	x	x	Downstream PTM TPS-TC #0
x	x	1	x	x	x	x	x	Upstream PTM TPS-TC #0
x	x	0	0	0	0	0	0	No parameters in this octet

**Table 11.34.0.3 – Standard information field – G.992.3 Annex I SPar(2) coding – Octet 4**

		Bits						G.992.3 Annex I SPar(2)s – Octet 4
8	7	6	5	4	3	2	1	
x	x	x	x	x	x	x	1	Downstream PMS-TC latency path #0 supported
x	x	x	x	x	x	1	x	Upstream PMS-TC latency path #0 supported
x	x	x	x	x	1	x	x	Reserved for allocation by ITU-T
x	x	x	x	1	x	x	x	Reserved for allocation by ITU-T
x	x	x	1	x	x	x	x	Reserved for allocation by ITU-T
x	x	1	x	x	x	x	x	Reserved for allocation by ITU-T
x	x	0	0	0	0	0	0	No parameters in this octet

**Table 11.34.0.4 – Standard information field – G.992.3 Annex I SPar(2) coding – Octet 5**

		Bits						G.992.3 Annex I SPar(2)s – Octet 5
8	7	6	5	4	3	2	1	
x	x	x	x	x	x	x	1	Downstream STM TPS-TC #1
x	x	x	x	x	x	1	x	Upstream STM TPS-TC #1
x	x	x	x	x	1	x	x	Downstream ATM TPS-TC #1
x	x	x	x	1	x	x	x	Upstream ATM TPS-TC #1
x	x	x	1	x	x	x	x	Downstream PTM TPS-TC #1
x	x	1	x	x	x	x	x	Upstream PTM TPS-TC #1
x	x	0	0	0	0	0	0	No parameters in this octet

**Table 11.34.0.5 – Standard information field – G.992.3 Annex I SPar(2) coding – Octet 6**

		Bits						G.992.3 Annex I SPar(2)s – Octet 6
8	7	6	5	4	3	2	1	
x	x	x	x	x	x	x	1	Downstream PMS-TC latency path #1 supported
x	x	x	x	x	x	1	x	Upstream PMS-TC latency path #1 supported
x	x	x	x	x	1	x	x	Reserved for allocation by ITU-T
x	x	x	x	1	x	x	x	Reserved for allocation by ITU-T
x	x	x	1	x	x	x	x	Reserved for allocation by ITU-T
x	x	1	x	x	x	x	x	Reserved for allocation by ITU-T
x	x	0	0	0	0	0	0	No parameters in this octet

**Table 11.34.0.6 – Standard information field – G.992.3 Annex I SPar(2) coding – Octet 7**

		Bits						G.992.3 Annex I SPar(2)s – Octet 7
8	7	6	5	4	3	2	1	
x	x	x	x	x	x	x	1	Downstream STM TPS-TC #2
x	x	x	x	x	x	1	x	Upstream STM TPS-TC #2
x	x	x	x	x	1	x	x	Downstream ATM TPS-TC #2
x	x	x	x	1	x	x	x	Upstream ATM TPS-TC #2
x	x	x	1	x	x	x	x	Downstream PTM TPS-TC #2
x	x	1	x	x	x	x	x	Upstream PTM TPS-TC #2
x	x	0	0	0	0	0	0	No parameters in this octet

**Table 11.34.0.7 – Standard information field – G.992.3 Annex I SPar(2) coding – Octet 8**

		Bits						G.992.3 Annex I SPar(2)s – Octet 8
8	7	6	5	4	3	2	1	
x	x	x	x	x	x	x	1	Downstream PMS-TC latency path #2 supported
x	x	x	x	x	x	1	x	Upstream PMS-TC latency path #2 supported
x	x	x	x	x	1	x	x	Reserved for allocation by ITU-T
x	x	x	x	1	x	x	x	Reserved for allocation by ITU-T
x	x	x	1	x	x	x	x	Reserved for allocation by ITU-T
x	x	1	x	x	x	x	x	Reserved for allocation by ITU-T
x	x	0	0	0	0	0	0	No parameters in this octet

**Table 11.34.0.8 – Standard information field – G.992.3 Annex I SPar(2) coding – Octet 9**

		Bits						G.992.3 Annex I SPar(2)s – Octet 9
8	7	6	5	4	3	2	1	
x	x	x	x	x	x	x	1	Downstream STM TPS-TC #3
x	x	x	x	x	x	1	x	Upstream STM TPS-TC #3
x	x	x	x	x	1	x	x	Downstream ATM TPS-TC #3
x	x	x	x	1	x	x	x	Upstream ATM TPS-TC #3
x	x	x	1	x	x	x	x	Downstream PTM TPS-TC #3
x	x	1	x	x	x	x	x	Upstream PTM TPS-TC #3
x	x	0	0	0	0	0	0	No parameters in this octet

**Table 11.34.0.9 – Standard information field – G.992.3 Annex I SPar(2) coding – Octet 10**

		Bits						G.992.3 Annex I SPar(2)s – Octet 10
8	7	6	5	4	3	2	1	
x	x	x	x	x	x	x	1	Downstream PMS-TC latency path #3 supported
x	x	x	x	x	x	1	x	Upstream PMS-TC latency path #3 supported
x	x	x	x	x	1	x	x	Reserved for allocation by ITU-T
x	x	x	x	1	x	x	x	Reserved for allocation by ITU-T
x	x	x	1	x	x	x	x	Reserved for allocation by ITU-T
x	x	1	x	x	x	x	x	Reserved for allocation by ITU-T
x	x	0	0	0	0	0	0	No parameters in this octet

**Table 11.34.1 – Standard information field – G.992.3 Annex I  
spectrum bounds upstream NPar(3) coding – Octet 1**

		Bits						
8	7	6	5	4	3	2	1	
x	x	0	0	0	x	x	x	NOMPSDus (bits 9 to 7)

**Table 11.34.1.1 – Standard information field – G.992.3 Annex I  
spectrum bounds upstream NPar(3) coding – Octet 2**

		Bits						
8	7	6	5	4	3	2	1	
x	x	x	x	x	x	x	x	NOMPSDus (bits 6 to 1)

**Table 11.34.1.2 – Standard information field – G.992.3 Annex I  
spectrum bounds upstream NPar(3) coding – Octet 3**

		Bits						
8	7	6	5	4	3	2	1	
x	x	0	0	0	x	x	x	MAXNOMPSDus (bits 9 to 7)

**Table 11.34.1.3 – Standard information field – G.992.3 Annex I  
spectrum bounds upstream NPar(3) coding – Octet 4**

		Bits						
8	7	6	5	4	3	2	1	
x	x	x	x	x	x	x	x	MAXNOMPSDus (bits 6 to 1)

**Table 11.34.1.4 – Standard information field – G.992.3 Annex I  
spectrum bounds upstream NPar(3) coding – Octet 5**

		Bits						
8	7	6	5	4	3	2	1	
x	x	0	0	0	x	x	x	MAXNOMATPus (bits 9 to 7)

**Table 11.34.1.5 – Standard information field – G.992.3 Annex I  
spectrum bounds upstream NPar(3) coding – Octet 6**

		Bits						
8	7	6	5	4	3	2	1	
x	x	x	x	x	x	x	x	MAXNOMATPus (bits 6 to 1)

**Table 11.34.2 – Standard information field – G.992.3 Annex I  
spectrum shaping upstream NPar(3) coding – Octet 1**

		Bits						
8	7	6	5	4	3	2	1	
x	x	x	x	x	x	x	x	"First" subcarrier index i (bits 12 to 7)

**Table 11.34.2.1 – Standard information field – G.992.3 Annex I  
spectrum shaping upstream NPar(3) coding – Octet 2**

		Bits						
8	7	6	5	4	3	2	1	
x	x	x	x	x	x	x	x	G.992.3 Annex I spectrum shaping upstream NPar(3)s – Octet 2
								"First" subcarrier index i (bits 6 to 1)

**Table 11.34.2.2 – Standard information field – G.992.3 Annex I  
spectrum shaping upstream NPar(3) coding – Octet 3**

		Bits						
8	7	6	5	4	3	2	1	
		x						G.992.3 Annex I spectrum shaping upstream NPar(3)s – Octet 3
								"First" subcarrier in supported set
x	x		0	0	0	0	x	"First" log <sub>2</sub> tss <sub>i</sub> (bit 7)

**Table 11.34.2.3 – Standard information field – G.992.3 Annex I  
spectrum shaping upstream NPar(3) coding – Octet 4**

		Bits						
8	7	6	5	4	3	2	1	
x	x	x	x	x	x	x	x	G.992.3 Annex I spectrum shaping upstream NPar(3)s – Octet 4
								"First" log <sub>2</sub> tss <sub>i</sub> (bits 6 to 1)

**Table 11.34.2.4\*(j-1) – Standard information field – G.992.3 Annex I  
spectrum shaping upstream NPar(3) coding – Octet 4\*(j-1)+1**

		Bits						
8	7	6	5	4	3	2	1	
x	x	x	x	x	x	x	x	G.992.3 Annex I spectrum shaping upstream NPar(3)s – Octet 4*(j-1)+1
								"Last" subcarrier index i (bits 12 to 7)
NOTE – j is the number of subcarrier indices used to specify the spectral shape.								

**Table 11.34.2.4\*(j-1)+1 – Standard information field – G.992.3 Annex I  
spectrum shaping upstream NPar(3) coding – Octet 4\*(j-1)+2**

		Bits						
8	7	6	5	4	3	2	1	
x	x	x	x	x	x	x	x	G.992.3 Annex I spectrum shaping upstream NPar(3)s – Octet 4*(j-1)+2
								"Last" subcarrier index i (bits 6 to 1)
NOTE – j is the number of subcarrier indices used to specify the spectral shape.								

**Table 11.34.2.4\*(j-1)+2 – Standard information field – G.992.3 Annex I  
spectrum shaping upstream NPar(3) coding – Octet 4\*(j-1)+3**

		Bits						
8	7	6	5	4	3	2	1	
		x						G.992.3 Annex I spectrum shaping upstream NPar(3)s – Octet 4*(j-1)+3
								"Last" subcarrier in supported set
x	x		0	0	0	0	x	"Last" log <sub>2</sub> tss <sub>i</sub> (bit 7)
NOTE – j is the number of subcarrier indices used to specify the spectral shape.								

**Table 11.34.2.4\*(j-1)+3 – Standard information field – G.992.3 Annex I  
spectrum shaping upstream NPar(3) coding – Octet 4\*(j-1)+4**

		Bits						
8	7	6	5	4	3	2	1	
x	x	x	x	x	x	x	x	G.992.3 Annex I spectrum shaping upstream NPar(3)s – Octet 4*(j-1)+4
								"Last" log <sub>2</sub> tss <sub>i</sub> (bits 6 to 1)

**Table 11.34.3 – Standard information field – G.992.3 Annex I  
spectrum bounds downstream NPar(3) coding – Octet 1**

		Bits						
8	7	6	5	4	3	2	1	
x	x	0	0	0	x	x	x	G.992.3 Annex I spectrum bounds downstream NPar(3)s – Octet 1
								NOMPSDds (bits 9 to 7)

**Table 11.34.3.1 – Standard information field – G.992.3 Annex I  
spectrum bounds downstream NPar(3) coding – Octet 2**

		Bits						
8	7	6	5	4	3	2	1	
x	x	x	x	x	x	x	x	G.992.3 Annex I spectrum bounds downstream NPar(3)s – Octet 2
								NOMPSDds (bits 6 to 1)

**Table 11.34.3.2 – Standard information field – G.992.3 Annex I  
spectrum bounds downstream NPar(3) coding – Octet 3**

		Bits						
8	7	6	5	4	3	2	1	
x	x	0	0	0	x	x	x	G.992.3 Annex I spectrum bounds downstream NPar(3)s – Octet 3
								MAXNOMPSDds (bits 9 to 7)

**Table 11.34.3.3 – Standard information field – G.992.3 Annex I  
spectrum bounds downstream NPar(3) coding – Octet 4**

		Bits						
8	7	6	5	4	3	2	1	
x	x	x	x	x	x	x	x	G.992.3 Annex I spectrum bounds downstream NPar(3)s – Octet 4
								MAXNOMPSDds (bits 6 to 1)

**Table 11.34.3.4 – Standard information field – G.992.3 Annex I  
spectrum bounds downstream NPar(3) coding – Octet 5**

		Bits						
8	7	6	5	4	3	2	1	
x	x	0	0	0	x	x	x	G.992.3 Annex I spectrum bounds downstream NPar(3)s – Octet 5
								MAXNOMATPDs (bits 9 to 7)

**Table 11.34.3.5 – Standard information field – G.992.3 Annex I  
spectrum bounds downstream NPar(3) coding – Octet 6**

		Bits						
8	7	6	5	4	3	2	1	
x	x	x	x	x	x	x	x	G.992.3 Annex I spectrum bounds downstream NPar(3)s – Octet 6
								MAXNOMATPDs (bits 6 to 1)

**Table 11.34.4 – Standard information field – G.992.3 Annex I  
spectrum shaping downstream NPar(3) coding – Octet 1**

		Bits						
8	7	6	5	4	3	2	1	
x	x	x	x	x	x	x	x	G.992.3 Annex I spectrum shaping downstream NPar(3)s – Octet 1
								"First" subcarrier index i (bits 12 to 7)

**Table 11.34.4.1 – Standard information field – G.992.3 Annex I  
spectrum shaping downstream NPar(3) coding – Octet 2**

		Bits						
8	7	6	5	4	3	2	1	
x	x	x	x	x	x	x	x	G.992.3 Annex I spectrum shaping downstream NPar(3)s – Octet 2
								"First" subcarrier index i (bits 6 to 1)

**Table 11.34.4.2 – Standard information field – G.992.3 Annex I  
spectrum shaping downstream NPar(3) coding – Octet 3**

		Bits						
8	7	6	5	4	3	2	1	
		x						G.992.3 Annex I spectrum shaping downstream NPar(3)s – Octet 3
x	x	0	0	0	0	0	x	"First" subcarrier in supported set
								"First" log <sub>2</sub> tss <sub>i</sub> ; (bit 7)

**Table 11.34.4.3 – Standard information field – G.992.3 Annex I  
spectrum shaping downstream NPar(3) coding – Octet 4**

		Bits						
8	7	6	5	4	3	2	1	
x	x	x	x	x	x	x	x	G.992.3 Annex I spectrum shaping downstream NPar(3)s – Octet 4
								"First" log <sub>2</sub> tss <sub>i</sub> ; (bits 6 to 1)

**Table 11.34.4.4\*(j-1) – Standard information field – G.992.3 Annex I  
spectrum shaping downstream NPar(3) coding – Octet 4\*(j-1)+1**

		Bits						
8	7	6	5	4	3	2	1	
x	x	x	x	x	x	x	x	G.992.3 Annex I spectrum shaping downstream NPar(3)s – Octet 4*(j-1)+1
								"Last" subcarrier index i (bits 12 to 7)

NOTE – j is the number of subcarrier indices used to specify the spectral shape.

**Table 11.34.4.4\*(j-1)+1 – Standard information field – G.992.3 Annex I  
spectrum shaping downstream NPar(3) coding – Octet 4\*(j-1)+2**

		Bits						
8	7	6	5	4	3	2	1	
x	x	x	x	x	x	x	x	G.992.3 Annex I spectrum shaping downstream NPar(3)s – Octet 4*(j-1)+2
								"Last" subcarrier index i (bits 6 to 1)

NOTE – j is the number of subcarrier indices used to specify the spectral shape.

**Table 11.34.4.4\*(j-1)+2 – Standard information field – G.992.3 Annex I spectrum shaping downstream NPar(3) coding – Octet 4\*(j-1)+3**

8 7		Bits					G.992.3 Annex I spectrum shaping downstream NPar(3)s – Octet 4*(j-1)+3	
		6	5	4	3	2	1	
		x					"Last" subcarrier in supported set	
x x		0 0 0 0 x					"Last" log <sub>tss<sub>i</sub></sub> (bit 7)	

NOTE – j is the number of subcarrier indices used to specify the spectral shape.

**Table 11.34.4.4\*(j-1)+3 – Standard information field – G.992.3 Annex I spectrum shaping downstream NPar(3) coding – Octet 4\*(j-1)+4**

8 7		Bits					G.992.3 Annex I spectrum shaping downstream NPar(3)s – Octet 4*(j-1)+4	
		6	5	4	3	2	1	
x x		x	x	x	x	x	x	"Last" log <sub>tss<sub>i</sub></sub> (bits 6 to 1)

**Table 11.34.5 – Standard information field – G.992.3 Annex I transmit signal images above the Nyquist frequency NPar(3) coding**

8 7		Bits					G.992.3 Annex I transmit signal images above the Nyquist frequency NPar(3)s	
		6	5	4	3	2	1	
x x		x	x	x	x			IDFT size N
x x						x	x	IFFT fill

**Table 11.34.7 – Standard information field – G.992.3 Annex I downstream overhead data rate NPar(3) coding**

8 7		Bits					G.992.3 Annex I downstream overhead data rate NPar(3)s	
		6	5	4	3	2	1	
x x		x	x	x	x	x	x	Minimum overhead data rate ((n+1) * 1 kbit/s, n = 3 to 63)

**Table 11.34.8 – Standard information field – G.992.3 Annex I upstream overhead data rate NPar(3) coding**

8 7		Bits					G.992.3 Annex I upstream overhead data rate NPar(3)s	
		6	5	4	3	2	1	
x x		x	x	x	x	x	x	Minimum overhead data rate ((n+1) * 1 kbit/s, n = 3 to 63)

**Table 11.34.9 – Standard information field – G.992.3 Annex I maximum number of downstream TPS-TC functions of each type NPar(3) coding – Octet 1**

8 7		Bits					G.992.3 Annex I maximum number of downstream TPS-TC functions of each type NPar(3)s – Octet 1	
		6	5	4	3	2	1	
x x					x	x	x	Maximum number of downstream STM TPS-TCs (n = 0 to 4)
x x		x	x	x				Maximum number of downstream ATM TPS-TCs (n = 0 to 4)

**Table 11.34.9.1 – Standard information field – G.992.3 Annex I  
maximum number of downstream TPS-TC functions of each type NPar(3) coding – Octet 2**

8		7		Bits						G.992.3 Annex I maximum number of downstream TPS-TC functions of each type NPar(3)s – Octet 2
x		x		6	5	4	3	2	1	
x		x					x	x	x	Maximum number of downstream PTM TPS-TCs (n = 0 to 4)
x		x		x	x	x				Reserved for allocation by ITU-T

**Table 11.34.10 – Standard information field – G.992.3 Annex I  
maximum number of upstream TPS-TC functions of each type NPar(3) coding – Octet 1**

8		7		Bits						G.992.3 Annex I maximum number of upstream TPS-TC functions of each type NPar(3)s – Octet 1
x		x		6	5	4	3	2	1	
x		x					x	x	x	Maximum number of upstream STM TPS-TCs (n = 0 to 4)
x		x		x	x	x				Maximum number of upstream ATM TPS-TCs (n = 0 to 4)

**Table 11.34.10.1 – Standard information field – G.992.3 Annex I  
maximum number of upstream TPS-TC functions of each type NPar(3) coding – Octet 2**

8		7		Bits						G.992.3 Annex I maximum number of upstream TPS-TC functions of each type NPar(3)s – Octet 2
x		x		6	5	4	3	2	1	
x		x					x	x	x	Maximum number of upstream PTM TPS-TCs (n = 0 to 4)
x		x		x	x	x				Reserved for allocation by ITU-T

**Table 11.34.13 – Standard information field – G.992.3 Annex I  
downstream STM TPS-TC #0 NPar(3) coding – Octet 1**

8		7		Bits						G.992.3 Annex I downstream STM TPS-TC #0 NPar(3)s – Octet 1
x		x		6	5	4	3	2	1	
x		x		x	x	x	x	x	x	Net_min (minimum net data rate, bits 12 to 7)

**Table 11.34.13.1 – Standard information field – G.992.3 Annex I  
downstream STM TPS-TC #0 NPar(3) coding – Octet 2**

8		7		Bits						G.992.3 Annex I downstream STM TPS-TC #0 NPar(3)s – Octet 2
x		x		6	5	4	3	2	1	
x		x		x	x	x	x	x	x	Net_min (minimum net data rate, bits 6 to 1)

**Table 11.34.13.2 – Standard information field – G.992.3 Annex I  
downstream STM TPS-TC #0 NPar(3) coding – Octet 3**

8		7		Bits						G.992.3 Annex I downstream STM TPS-TC #0 NPar(3)s – Octet 3
x		x		6	5	4	3	2	1	
x		x		x	x	x	x	x	x	Net_max (maximum net data rate, bits 12 to 7)



**Table 11.34.13.3 – Standard information field – G.992.3 Annex I  
downstream STM TPS-TC #0 NPar(3) coding – Octet 4**

8		7		Bits				G.992.3 Annex I downstream STM TPS-TC #0 NPar(3)s – Octet 4	
				6	5	4	3	2	1
x	x	x	x	x	x	x	x	x	x
Net_max (maximum net data rate, bits 6 to 1)									

**Table 11.34.13.4 – Standard information field – G.992.3 Annex I  
downstream STM TPS-TC #0 NPar(3) coding – Octet 5**

8		7		Bits				G.992.3 Annex I downstream STM TPS-TC #0 NPar(3)s – Octet 5	
				6	5	4	3	2	1
x	x	x	x	x	x	x	x	x	x
Net_reserve (minimum reserved net data rate, bits 12 to 7)									

**Table 11.34.13.5 – Standard information field – G.992.3 Annex I  
downstream STM TPS-TC #0 NPar(3) coding – Octet 6**

8		7		Bits				G.992.3 Annex I downstream STM TPS-TC #0 NPar(3)s – Octet 6	
				6	5	4	3	2	1
x	x	x	x	x	x	x	x	x	x
Net_reserve (minimum reserved net data rate, bits 6 to 1)									

**Table 11.34.13.6 – Standard information field – G.992.3 Annex I  
downstream STM TPS-TC #0 NPar(3) coding – Octet 7**

8		7		Bits				G.992.3 Annex I downstream STM TPS-TC #0 NPar(3)s – Octet 7	
				6	5	4	3	2	1
x	x	x	x	x	x	x	x	x	x
Delay_max (maximum delay) (n milliseconds, n = 0 to 63)									

**Table 11.34.13.7 – Standard information field – G.992.3 Annex I  
downstream STM TPS-TC #0 NPar(3) coding – Octet 8**

8		7		Bits				G.992.3 Annex I downstream STM TPS-TC #0 NPar(3)s – Octet 8	
				6	5	4	3	2	1
x	x							x	x
Error_max (maximum bit error ratio)									
x	x					x	x		
INP_min (minimum impulse noise protection) (bits 2 and 1)									
x	x			x					
Reserved for allocation by ITU-T									
x	x	x							
Reserved for allocation by ITU-T									

**Table 11.34.13.8 – Standard information field – G.992.3 Annex I  
downstream STM TPS-TC #0 NPar(3) coding – Octet 9**

8		7		Bits				G.992.3 Annex I downstream STM TPS-TC #0 NPar(3)s – Octet 9	
				6	5	4	3	2	1
x	x	x	x	x	x	x	x	x	x
INP_min (minimum impulse noise protection) (bits 8 to 3)									

**Table 11.34.13.9 – Standard information field – G.992.3 Annex I  
downstream STM TPS-TC #0 NPar(3) coding – Octet 10**

8 7		Bits					G.992.3 Annex I downstream STM TPS-TC #0 NPar(3)s – Octet 10	
		6	5	4	3	2	1	
x	x	x	x	x	x	x	1	CIpolicy ZERO
x	x	x	x	x	x	1	x	CIpolicy ONE
x	x	x	x	x	1	x	x	Reserved for allocation by ITU-T
x	x	x	x	1	x	x	x	Reserved for allocation by ITU-T
x	x	x	1	x	x	x	x	Reserved for allocation by ITU-T
x	x	1	x	x	x	x	x	Reserved for allocation by ITU-T
x	x	0	0	0	0	0	0	No parameters in this octet

**Table 11.34.14 – Standard information field – G.992.3 Annex I  
upstream STM TPS-TC #0 NPar(3) coding – Octet 1**

8 7		Bits					G.992.3 Annex I upstream STM TPS-TC #0 NPar(3)s – Octet 1	
		6	5	4	3	2	1	
x	x	x	x	x	x	x	x	Net_min (minimum net data rate, bits 12 to 7)

**Table 11.34.14.1 – Standard information field – G.992.3 Annex I  
upstream STM TPS-TC #0 NPar(3) coding – Octet 2**

8 7		Bits					G.992.3 Annex I upstream STM TPS-TC #0 NPar(3)s – Octet 2	
		6	5	4	3	2	1	
x	x	x	x	x	x	x	x	Net_min (minimum net data rate, bits 6 to 1)

**Table 11.34.14.2 – Standard information field – G.992.3 Annex I  
upstream STM TPS-TC #0 NPar(3) coding – Octet 3**

8 7		Bits					G.992.3 Annex I upstream STM TPS-TC #0 NPar(3)s – Octet 3	
		6	5	4	3	2	1	
x	x	x	x	x	x	x	x	Net_max (maximum net data rate, bits 12 to 7)

**Table 11.34.14.3 – Standard information field – G.992.3 Annex I  
upstream STM TPS-TC #0 NPar(3) coding – Octet 4**

8 7		Bits					G.992.3 Annex I upstream STM TPS-TC #0 NPar(3)s – Octet 4	
		6	5	4	3	2	1	
x	x	x	x	x	x	x	x	Net_max (maximum net data rate, bits 6 to 1)

**Table 11.34.14.4 – Standard information field – G.992.3 Annex I  
upstream STM TPS-TC #0 NPar(3) coding – Octet 5**

8 7		Bits					G.992.3 Annex I upstream STM TPS-TC #0 NPar(3)s – Octet 5	
		6	5	4	3	2	1	
x	x	x	x	x	x	x	x	Net_reserve (minimum reserved net data rate, bits 12 to 7)

**Table 11.34.14.5 – Standard information field – G.992.3 Annex I upstream STM TPS-TC #0 NPar(3) coding – Octet 6**

		Bits						
8	7	6	5	4	3	2	1	
x	x	x	x	x	x	x	x	Net_reserve (minimum reserved net data rate, bits 6 to 1)

**Table 11.34.14.6 – Standard information field – G.992.3 Annex I upstream STM TPS-TC #0 NPar(3) coding – Octet 7**

		Bits						
8	7	6	5	4	3	2	1	
x	x	x	x	x	x	x	x	Delay_max (maximum delay) (n milliseconds, n = 0 to 63)

**Table 11.34.14.7 – Standard information field – G.992.3 Annex I upstream STM TPS-TC #0 NPar(3) coding – Octet 8**

		Bits						
8	7	6	5	4	3	2	1	
x	x					x	x	Error_max (maximum bit error ratio)
x	x			x	x			INP_min (minimum impulse noise protection) (bits 2 and 1)
x	x		x					Reserved for allocation by ITU-T
x	x	x						Reserved for allocation by ITU-T

**Table 11.34.14.8 – Standard information field – G.992.3 Annex I upstream STM TPS-TC #0 NPar(3) coding – Octet 9**

		Bits						
8	7	6	5	4	3	2	1	
x	x	x	x	x	x	x	x	INP_min (minimum impulse noise protection) (bits 8 to 3)

**Table 11.34.14.9 – Standard information field – G.992.3 Annex I upstream STM TPS-TC #0 NPar(3) coding – Octet 10**

		Bits						
8	7	6	5	4	3	2	1	
x	x	x	x	x	x	x	1	Cpolicy ZERO
x	x	x	x	x	x	1	x	Cpolicy ONE
x	x	x	x	x	1	x	x	Reserved for allocation by ITU-T
x	x	x	x	1	x	x	x	Reserved for allocation by ITU-T
x	x	x	1	x	x	x	x	Reserved for allocation by ITU-T
x	x	1	x	x	x	x	x	Reserved for allocation by ITU-T
x	x	0	0	0	0	0	0	No parameters in this octet

**Table 11.34.15 – Standard information field – G.992.3 Annex I downstream ATM TPS-TC #0 NPar(3) coding – Octet 1**

		Bits						
8	7	6	5	4	3	2	1	
x	x	x	x	x	x	x	x	Net_min (minimum net data rate, bits 12 to 7)

**Table 11.34.15.1 – Standard information field – G.992.3 Annex I downstream ATM TPS-TC #0 NPar(3) coding – Octet 2**

8		7		Bits						
				6	5	4	3	2	1	
x	x	x	x	x	x	x	x	x	x	Net_min (minimum net data rate, bits 6 to 1)

**Table 11.34.15.2 – Standard information field – G.992.3 Annex I downstream ATM TPS-TC #0 NPar(3) coding – Octet 3**

8		7		Bits						
				6	5	4	3	2	1	
x	x	x	x	x	x	x	x	x	x	Net_max (maximum net data rate, bits 12 to 7)

**Table 11.34.15.3 – Standard information field – G.992.3 Annex I downstream ATM TPS-TC #0 NPar(3) coding – Octet 4**

8		7		Bits						
				6	5	4	3	2	1	
x	x	x	x	x	x	x	x	x	x	Net_max (maximum net data rate, bits 6 to 1)

**Table 11.34.15.4 – Standard information field – G.992.3 Annex I downstream ATM TPS-TC #0 NPar(3) coding – Octet 5**

8		7		Bits						
				6	5	4	3	2	1	
x	x	x	x	x	x	x	x	x	x	Net_reserve (minimum reserved net data rate, bits 12 to 7)

**Table 11.34.15.5 – Standard information field – G.992.3 Annex I downstream ATM TPS-TC #0 NPar(3) coding – Octet 6**

8		7		Bits						
				6	5	4	3	2	1	
x	x	x	x	x	x	x	x	x	x	Net_reserve (minimum reserved net data rate, bits 6 to 1)

**Table 11.34.15.6 – Standard information field – G.992.3 Annex I downstream ATM TPS-TC #0 NPar(3) coding – Octet 7**

8		7		Bits						
				6	5	4	3	2	1	
x	x	x	x	x	x	x	x	x	x	Delay_max (maximum delay) (n milliseconds, n = 0 to 63)

**Table 11.34.15.7 – Standard information field – G.992.3 Annex I downstream ATM TPS-TC #0 NPar(3) coding – Octet 8**

8		7		Bits						
				6	5	4	3	2	1	
x	x							x	x	Error_max (maximum bit error ratio)
x	x					x	x			INP_min (minimum impulse noise protection) (bits 2 and 1)
x	x			x						Reserved for allocation by ITU-T
x	x	x								IMA_flag

**Table 11.34.15.8 – Standard information field – G.992.3 Annex I  
downstream ATM TPS-TC #0 NPar(3) coding – Octet 9**

		Bits						
8	7	6	5	4	3	2	1	
x	x	x	x	x	x	x	x	G.992.3 Annex I downstream ATM TPS-TC #0 NPar(3)s – Octet 9
								INP_min (minimum impulse noise protection) (bits 8 to 3)

**Table 11.34.15.9 – Standard information field – G.992.3 Annex I  
downstream ATM TPS-TC #0 NPar(3) coding – Octet 10**

		Bits						
8	7	6	5	4	3	2	1	
x	x	x	x	x	x	x	1	Cipolicy ZERO
x	x	x	x	x	x	1	x	Cipolicy ONE
x	x	x	x	x	1	x	x	Reserved for allocation by ITU-T
x	x	x	x	1	x	x	x	Reserved for allocation by ITU-T
x	x	x	1	x	x	x	x	Reserved for allocation by ITU-T
x	x	1	x	x	x	x	x	Reserved for allocation by ITU-T
x	x	0	0	0	0	0	0	No parameters in this octet

**Table 11.34.16 – Standard information field – G.992.3 Annex I  
upstream ATM TPS-TC #0 NPar(3) coding – Octet 1**

		Bits						
8	7	6	5	4	3	2	1	
x	x	x	x	x	x	x	x	G.992.3 Annex I upstream ATM TPS-TC #0 NPar(3)s – Octet 1
								Net_min (minimum net data rate, bits 12 to 7)

**Table 11.34.16.1 – Standard information field – G.992.3 Annex I  
upstream ATM TPS-TC #0 NPar(3) coding – Octet 2**

		Bits						
8	7	6	5	4	3	2	1	
x	x	x	x	x	x	x	x	G.992.3 Annex I upstream ATM TPS-TC #0 NPar(3)s – Octet 2
								Net_min (minimum net data rate, bits 6 to 1)

**Table 11.34.16.2 – Standard information field – G.992.3 Annex I  
upstream ATM TPS-TC #0 NPar(3) coding – Octet 3**

		Bits						
8	7	6	5	4	3	2	1	
x	x	x	x	x	x	x	x	G.992.3 Annex I upstream ATM TPS-TC #0 NPar(3)s – Octet 3
								Net_max (maximum net data rate, bits 12 to 7)

**Table 11.34.16.3 – Standard information field – G.992.3 Annex I  
upstream ATM TPS-TC #0 NPar(3) coding – Octet 4**

		Bits						
8	7	6	5	4	3	2	1	
x	x	x	x	x	x	x	x	G.992.3 Annex I upstream ATM TPS-TC #0 NPar(3)s – Octet 4
								Net_max (maximum net data rate, bits 6 to 1)

**Table 11.34.16.4 – Standard information field – G.992.3 Annex I  
upstream ATM TPS-TC #0 NPar(3) coding – Octet 5**

		Bits						
8	7	6	5	4	3	2	1	
x	x	x	x	x	x	x	x	Net_reserve (minimum reserved net data rate, bits 12 to 7)

**Table 11.34.16.5 – Standard information field – G.992.3 Annex I  
upstream ATM TPS-TC #0 NPar(3) coding – Octet 6**

		Bits						
8	7	6	5	4	3	2	1	
x	x	x	x	x	x	x	x	Net_reserve (minimum reserved net data rate, bits 6 to 1)

**Table 11.34.16.6 – Standard information field – G.992.3 Annex I  
upstream ATM TPS-TC #0 NPar(3) coding – Octet 7**

		Bits						
8	7	6	5	4	3	2	1	
x	x	x	x	x	x	x	x	Delay_max (maximum delay) (n milliseconds, n = 0 to 63)

**Table 11.34.16.7 – Standard information field – G.992.3 Annex I  
upstream ATM TPS-TC #0 NPar(3) coding – Octet 8**

		Bits						
8	7	6	5	4	3	2	1	
x	x					x	x	Error_max (maximum bit error ratio)
x	x			x	x			INP_min (minimum impulse noise protection) (bits 2 and 1)
x	x		x					Reserved for allocation by ITU-T
x	x	x						IMA_flag

**Table 11.34.16.8 – Standard information field – G.992.3 Annex I  
upstream ATM TPS-TC #0 NPar(3) coding – Octet 9**

		Bits						
8	7	6	5	4	3	2	1	
x	x	x	x	x	x	x	x	INP_min (minimum impulse noise protection) (bits 8 to 3)

**Table 11.34.16.9 – Standard information field – G.992.3 Annex I  
upstream ATM TPS-TC #0 NPar(3) coding – Octet 10**

		Bits						
8	7	6	5	4	3	2	1	
x	x	x	x	x	x	x	1	CIpolicy ZERO
x	x	x	x	x	x	1	x	CIpolicy ONE
x	x	x	x	x	1	x	x	Reserved for allocation by ITU-T
x	x	x	x	1	x	x	x	Reserved for allocation by ITU-T
x	x	x	1	x	x	x	x	Reserved for allocation by ITU-T
x	x	1	x	x	x	x	x	Reserved for allocation by ITU-T
x	x	0	0	0	0	0	0	No parameters in this octet

**Table 11.34.17 – Standard information field – G.992.3 Annex I  
downstream PTM TPS-TC #0 NPar(3) coding – Octet 1**

8		7		Bits							G.992.3 Annex I downstream PTM TPS-TC #0 NPar(3)s – Octet 1
8	7	6	5	4	3	2	1				
x	x	x	x	x	x	x	x	x	x	Net_min (minimum net data rate, bits 12 to 7)	

**Table 11.34.17.1 – Standard information field – G.992.3 Annex I  
downstream PTM TPS-TC #0 NPar(3) coding – Octet 2**

8		7		Bits							G.992.3 Annex I downstream PTM TPS-TC #0 NPar(3)s – Octet 2
8	7	6	5	4	3	2	1				
x	x	x	x	x	x	x	x	x	x	Net_min (minimum net data rate, bits 6 to 1)	

**Table 11.34.17.2 – Standard information field – G.992.3 Annex I  
downstream PTM TPS-TC #0 NPar(3) coding – Octet 3**

8		7		Bits							G.992.3 Annex I downstream PTM TPS-TC #0 NPar(3)s – Octet 3
8	7	6	5	4	3	2	1				
x	x	x	x	x	x	x	x	x	x	Net_max (maximum net data rate, bits 12 to 7)	

**Table 11.34.17.3 – Standard information field – G.992.3 Annex I  
downstream PTM TPS-TC #0 NPar(3) coding – Octet 4**

8		7		Bits							G.992.3 Annex I downstream PTM TPS-TC #0 NPar(3)s – Octet 4
8	7	6	5	4	3	2	1				
x	x	x	x	x	x	x	x	x	x	Net_max (maximum net data rate, bits 6 to 1)	

**Table 11.34.17.4 – Standard information field – G.992.3 Annex I  
downstream PTM TPS-TC #0 NPar(3) coding – Octet 5**

8		7		Bits							G.992.3 Annex I downstream PTM TPS-TC #0 NPar(3)s – Octet 5
8	7	6	5	4	3	2	1				
x	x	x	x	x	x	x	x	x	x	Net_reserve (minimum reserved net data rate, bits 12 to 7)	

**Table 11.34.17.5 – Standard information field – G.992.3 Annex I  
downstream PTM TPS-TC #0 NPar(3) coding – Octet 6**

8		7		Bits							G.992.3 Annex I downstream PTM TPS-TC #0 NPar(3)s – Octet 6
8	7	6	5	4	3	2	1				
x	x	x	x	x	x	x	x	x	x	Net_reserve (minimum reserved net data rate, bits 6 to 1)	

**Table 11.34.17.6 – Standard information field – G.992.3 Annex I  
downstream PTM TPS-TC #0 NPar(3) coding – Octet 7**

8		7		Bits							G.992.3 Annex I downstream PTM TPS-TC #0 NPar(3)s – Octet 7
8	7	6	5	4	3	2	1				
x	x	x	x	x	x	x	x	x	x	Delay_max (maximum delay) (n milliseconds, n = 0 to 63)	

**Table 11.34.17.7 – Standard information field – G.992.3 Annex I  
downstream PTM TPS-TC #0 NPar(3) coding – Octet 8**

		Bits						
8	7	6	5	4	3	2	1	
x	x					x	x	Error_max (maximum bit error ratio)
x	x			x	x			INP_min (minimum impulse noise protection) (bits 2 and 1)
x	x		x					Reserved for allocation by ITU-T
x	x	x						Reserved for allocation by ITU-T

**Table 11.34.17.8 – Standard information field – G.992.3 Annex I  
downstream PTM TPS-TC #0 NPar(3) coding – Octet 9**

		Bits						
8	7	6	5	4	3	2	1	
x	x	x	x	x	x	x	x	INP_min (minimum impulse noise protection) (bits 8 to 3)

**Table 11.34.17.9 – Standard information field – G.992.3 Annex I  
downstream PTM TPS-TC #0 NPar(3) coding – Octet 10**

		Bits						
8	7	6	5	4	3	2	1	
x	x	x	x	x	x	x	1	HDLC encapsulation
x	x	x	x	x	x	1	x	Reserved by ITU-T
x	x	x	x	x	1	x	x	Reserved by ITU-T
x	x	x	x	1	x	x	x	64/65-octet encapsulation with short packets
x	x	x	1	x	x	x	x	64/65-octet encapsulation with pre-emption
x	x	1	x	x	x	x	x	64/65-octet encapsulation supported

**Table 11.34.17.10 – Standard information field – G.992.3 Annex I  
downstream PTM TPS-TC #0 NPar(3) coding – Octet 11**

		Bits						
8	7	6	5	4	3	2	1	
x	x	x	x	x	x	x	1	CIpolicy ZERO
x	x	x	x	x	x	1	x	CIpolicy ONE
x	x	x	x	x	1	x	x	Reserved for allocation by ITU-T
x	x	x	x	1	x	x	x	Reserved for allocation by ITU-T
x	x	x	1	x	x	x	x	Reserved for allocation by ITU-T
x	x	1	x	x	x	x	x	Reserved for allocation by ITU-T
x	x	0	0	0	0	0	0	No parameters in this octet

**Table 11.34.18 – Standard information field – G.992.3 Annex I  
upstream PTM TPS-TC #0 NPar(3) coding – Octet 1**

		Bits						
8	7	6	5	4	3	2	1	
x	x	x	x	x	x	x	x	Net_min (minimum net data rate, bits 12 to 7)



**Table 11.34.18.1 – Standard information field – G.992.3 Annex I  
upstream PTM TPS-TC #0 NPar(3) coding – Octet 2**

		Bits						
8	7	6	5	4	3	2	1	
x	x	x	x	x	x	x	x	Net_min (minimum net data rate, bits 6 to 1)

**Table 11.34.18.2 – Standard information field – G.992.3 Annex I  
upstream PTM TPS-TC #0 NPar(3) coding – Octet 3**

		Bits						
8	7	6	5	4	3	2	1	
x	x	x	x	x	x	x	x	Net_max (maximum net data rate, bits 12 to 7)

**Table 11.34.18.3 – Standard information field – G.992.3 Annex I  
upstream PTM TPS-TC #0 NPar(3) coding – Octet 4**

		Bits						
8	7	6	5	4	3	2	1	
x	x	x	x	x	x	x	x	Net_max (maximum net data rate, bits 6 to 1)

**Table 11.34.18.4 – Standard information field – G.992.3 Annex I  
upstream PTM TPS-TC #0 NPar(3) coding – Octet 5**

		Bits						
8	7	6	5	4	3	2	1	
x	x	x	x	x	x	x	x	Net_reserve (minimum reserved net data rate, bits 12 to 7)

**Table 11.34.18.5 – Standard information field – G.992.3 Annex I  
upstream PTM TPS-TC #0 NPar(3) coding – Octet 6**

		Bits						
8	7	6	5	4	3	2	1	
x	x	x	x	x	x	x	x	Net_reserve (minimum reserved net data rate, bits 6 to 1)

**Table 11.34.18.6 – Standard information field – G.992.3 Annex I  
upstream PTM TPS-TC #0 NPar(3) coding – Octet 7**

		Bits						
8	7	6	5	4	3	2	1	
x	x	x	x	x	x	x	x	Delay_max (maximum delay) (n milliseconds, n = 0 to 63)

**Table 11.34.18.7 – Standard information field – G.992.3 Annex I  
upstream PTM TPS-TC #0 NPar(3) coding – Octet 8**

		Bits						
8	7	6	5	4	3	2	1	
x	x					x	x	Error_max (maximum bit error ratio)
x	x			x	x			INP_min (minimum impulse noise protection) (bits 2 and 1)
x	x		x					Reserved for allocation by ITU-T
x	x	x						Reserved for allocation by ITU-T

**Table 11.34.18.8 – Standard information field – G.992.3 Annex I  
upstream PTM TPS-TC #0 NPar(3) coding – Octet 9**

		Bits						
8	7	6	5	4	3	2	1	
x	x	x	x	x	x	x	x	G.992.3 Annex I upstream PTM TPS-TC #0 NPar(3)s – Octet 9
								INP_min (minimum impulse noise protection) (bits 8 to 3)

**Table 11.34.18.9 – Standard information field – G.992.3 Annex I  
upstream PTM TPS-TC #0 NPar(3) coding – Octet 10**

		Bits						
8	7	6	5	4	3	2	1	
x	x	x	x	x	x	x	1	G.992.3 Annex I upstream PTM TPS-TC #0 NPar(3)s – Octet 10
								HDLC encapsulation
x	x	x	x	x	x	1	x	Reserved by ITU-T
x	x	x	x	x	1	x	x	Reserved by ITU-T
x	x	x	x	1	x	x	x	64/65-octet encapsulation with short packets
x	x	x	1	x	x	x	x	64/65-octet encapsulation with pre-emption
x	x	1	x	x	x	x	x	64/65-octet encapsulation supported

**Table 11.34.18.10 – Standard information field – G.992.3 Annex I  
upstream PTM TPS-TC #0 NPar(3) coding – Octet 11**

		Bits						
8	7	6	5	4	3	2	1	
x	x	x	x	x	x	x	1	G.992.3 Annex I upstream PTM TPS-TC #0 NPar(3)s – Octet 11
								CIpolicy ZERO
x	x	x	x	x	x	1	x	CIpolicy ONE
x	x	x	x	x	1	x	x	Reserved for allocation by ITU-T
x	x	x	x	1	x	x	x	Reserved for allocation by ITU-T
x	x	x	1	x	x	x	x	Reserved for allocation by ITU-T
x	x	1	x	x	x	x	x	Reserved for allocation by ITU-T
x	x	0	0	0	0	0	0	No parameters in this octet

**Table 11.34.19 – Standard information field – G.992.3 Annex I  
downstream PMS-TC latency path #0 NPar(3) coding – Octet 1**

		Bits						
8	7	6	5	4	3	2	1	
x	x	x	x	x	x	x	x	G.992.3 Annex I downstream PMS-TC latency path #0 NPar(3)s – Octet 1
								Net_max (maximum net data rate, bits 12 to 7)

**Table 11.34.19.1 – Standard information field – G.992.3 Annex I  
downstream PMS-TC latency path #0 NPar(3) coding – Octet 2**

		Bits						
8	7	6	5	4	3	2	1	
x	x	x	x	x	x	x	x	G.992.3 Annex I downstream PMS-TC latency path #0 NPar(3)s – Octet 2
								Net_max (maximum net data rate, bits 6 to 1)

**Table 11.34.19.2 – Standard information field – G.992.3 Annex I downstream PMS-TC latency path #0 NPar(3) coding – Octet 3**

		Bits						
8	7	6	5	4	3	2	1	
x	x			x	x	x	x	$S_{0\min}$ value
x	x	x	x					Reserved for allocation by ITU-T

**Table 11.34.19.3 – Standard information field – G.992.3 Annex I downstream PMS-TC latency path #0 NPar(3) coding – Octet 4**

		Bits						
8	7	6	5	4	3	2	1	
x	x	x	x	x	x	x	1	$D_0$ value of 96 is supported
x	x	x	x	x	x	1	x	$D_0$ value of 128 is supported
x	x	x	x	x	1	x	x	$D_0$ value of 160 is supported
x	x	x	x	1	x	x	x	$D_0$ value of 192 is supported
x	x	x	1	x	x	x	x	$D_0$ value of 224 is supported
x	x	1	x	x	x	x	x	$D_0$ value of 256 is supported
x	x	0	0	0	0	0	0	No parameters in this octet

**Table 11.34.19.4 – Standard information field – G.992.3 Annex I downstream PMS-TC latency path #0 NPar(3) coding – Octet 5**

		Bits						
8	7	6	5	4	3	2	1	
x	x	x	x	x	x	x	1	$D_0$ value of 288 is supported
x	x	x	x	x	x	1	x	$D_0$ value of 320 is supported
x	x	x	x	x	1	x	x	$D_0$ value of 352 is supported
x	x	x	x	1	x	x	x	$D_0$ value of 384 is supported
x	x	x	1	x	x	x	x	$D_0$ value of 416 is supported
x	x	1	x	x	x	x	x	$D_0$ value of 448 is supported
x	x	0	0	0	0	0	0	No parameters in this octet

**Table 11.34.19.5 – Standard information field – G.992.3 Annex I downstream PMS-TC latency path #0 NPar(3) coding – Octet 6**

		Bits						
8	7	6	5	4	3	2	1	
x	x	x	x	x	x	x	1	$D_0$ value of 480 is supported
x	x	x	x	x	x	1	x	$D_0$ value of 511 is supported
x	x	x	x	x	1	x	x	Reserved for allocation by ITU-T
x	x	x	x	1	x	x	x	Reserved for allocation by ITU-T
x	x	x	1	x	x	x	x	Reserved for allocation by ITU-T
x	x	1	x	x	x	x	x	Reserved for allocation by ITU-T
x	x	0	0	0	0	0	0	No parameters in this octet

**Table 11.34.20 – Standard information field – G.992.3 Annex I  
upstream PMS-TC latency path #0 NPar(3) coding – Octet 1**

8		7		Bits							
				6	5	4	3	2	1		
x	x	x	x	x	x	x	x	x	x	G.992.3 Annex I upstream PMS-TC latency path #0 NPar(3)s – Octet 1	
Net_max (maximum net data rate, bits 12 to 7)											

**Table 11.34.20.1 – Standard information field – G.992.3 Annex I  
upstream PMS-TC latency path #0 NPar(3) coding – Octet 2**

8		7		Bits							
				6	5	4	3	2	1		
x	x	x	x	x	x	x	x	x	x	G.992.3 Annex I upstream PMS-TC latency path #0 NPar(3)s – Octet 2	
Net_max (maximum net data rate, bits 6 to 1)											

**Table 11.34.25 – Standard information field – G.992.3 Annex I  
downstream STM TPS-TC #1 NPar(3) coding – Octet 1**

8		7		Bits							
				6	5	4	3	2	1		
x	x	x	x	x	x	x	x	x	x	G.992.3 Annex I downstream STM TPS-TC #1 NPar(3)s – Octet 1	
Net_min (minimum net data rate, bits 12 to 7)											

**Table 11.34.25.1 – Standard information field – G.992.3 Annex I  
downstream STM TPS-TC #1 NPar(3) coding – Octet 2**

8		7		Bits							
				6	5	4	3	2	1		
x	x	x	x	x	x	x	x	x	x	G.992.3 Annex I downstream STM TPS-TC #1 NPar(3)s – Octet 2	
Net_min (minimum net data rate, bits 6 to 1)											

**Table 11.34.25.2 – Standard information field – G.992.3 Annex I  
downstream STM TPS-TC #1 NPar(3) coding – Octet 3**

8		7		Bits							
				6	5	4	3	2	1		
x	x	x	x	x	x	x	x	x	x	G.992.3 Annex I downstream STM TPS-TC #1 NPar(3)s – Octet 3	
Net_max (maximum net data rate, bits 12 to 7)											

**Table 11.34.25.3 – Standard information field – G.992.3 Annex I  
downstream STM TPS-TC #1 NPar(3) coding – Octet 4**

8		7		Bits							
				6	5	4	3	2	1		
x	x	x	x	x	x	x	x	x	x	G.992.3 Annex I downstream STM TPS-TC #1 NPar(3)s – Octet 4	
Net_max (maximum net data rate, bits 6 to 1)											

**Table 11.34.25.4 – Standard information field – G.992.3 Annex I  
downstream STM TPS-TC #1 NPar(3) coding – Octet 5**

8		7		Bits							
				6	5	4	3	2	1		
x	x	x	x	x	x	x	x	x	x	G.992.3 Annex I downstream STM TPS-TC #1 NPar(3)s – Octet 5	
Net_reserve (minimum reserved net data rate, bits 12 to 7)											

**Table 11.34.25.5 – Standard information field – G.992.3 Annex I downstream STM TPS-TC #1 NPar(3) coding – Octet 6**

		Bits						
8	7	6	5	4	3	2	1	
x	x	x	x	x	x	x	x	G.992.3 Annex I downstream STM TPS-TC #1 NPar(3)s – Octet 6
								Net_reserve (minimum reserved net data rate, bits 6 to 1)

**Table 11.34.25.6 – Standard information field – G.992.3 Annex I downstream STM TPS-TC #1 NPar(3) coding – Octet 7**

		Bits						
8	7	6	5	4	3	2	1	
x	x	x	x	x	x	x	x	G.992.3 Annex I downstream STM TPS-TC #1 NPar(3)s – Octet 7
								Delay_max (maximum delay) (n milliseconds, n = 0 to 63)

**Table 11.34.25.7 – Standard information field – G.992.3 Annex I downstream STM TPS-TC #1 NPar(3) coding – Octet 8**

		Bits						
8	7	6	5	4	3	2	1	
x	x					x	x	G.992.3 Annex I downstream STM TPS-TC #1 NPar(3)s – Octet 8
								Error_max (maximum bit error ratio)
x	x			x	x			INP_min (minimum impulse noise protection) (bits 2 and 1)
x	x		x					Reserved for allocation by ITU-T
x	x	x						Reserved for allocation by ITU-T

**Table 11.34.25.8 – Standard information field – G.992.3 Annex I downstream STM TPS-TC #1 NPar(3) coding – Octet 9**

		Bits						
8	7	6	5	4	3	2	1	
x	x	x	x	x	x	x	x	G.992.3 Annex I downstream STM TPS-TC #1 NPar(3)s – Octet 9
								INP_min (minimum impulse noise protection) (bits 8 to 3)

**Table 11.34.25.9 – Standard information field – G.992.3 Annex I downstream STM TPS-TC #1 NPar(3) coding – Octet 10**

		Bits						
8	7	6	5	4	3	2	1	
x	x	x	x	x	x	x	1	G.992.3 Annex I downstream STM TPS-TC #1 NPar(3)s – Octet 10
								Cipolicy ZERO
x	x	x	x	x	x	1	x	Cipolicy ONE
x	x	x	x	x	1	x	x	Reserved for allocation by ITU-T
x	x	x	x	1	x	x	x	Reserved for allocation by ITU-T
x	x	x	1	x	x	x	x	Reserved for allocation by ITU-T
x	x	1	x	x	x	x	x	Reserved for allocation by ITU-T
x	x	0	0	0	0	0	0	No parameters in this octet

**Table 11.34.26 – Standard information field – G.992.3 Annex I upstream STM TPS-TC #1 NPar(3) coding – Octet 1**

		Bits						
8	7	6	5	4	3	2	1	
x	x	x	x	x	x	x	x	G.992.3 Annex I upstream STM TPS-TC #1 NPar(3)s – Octet 1
								Net_min (minimum net data rate, bits 12 to 7)

**Table 11.34.26.1 – Standard information field – G.992.3 Annex I  
upstream STM TPS-TC #1 NPar(3) coding – Octet 2**

		Bits						
8	7	6	5	4	3	2	1	
x	x	x	x	x	x	x	x	Net_min (minimum net data rate, bits 6 to 1)

**Table 11.34.26.2 – Standard information field – G.992.3 Annex I  
upstream STM TPS-TC #1 NPar(3) coding – Octet 3**

		Bits						
8	7	6	5	4	3	2	1	
x	x	x	x	x	x	x	x	Net_max (maximum net data rate, bits 12 to 7)

**Table 11.34.26.3 – Standard information field – G.992.3 Annex I  
upstream STM TPS-TC #1 NPar(3) coding – Octet 4**

		Bits						
8	7	6	5	4	3	2	1	
x	x	x	x	x	x	x	x	Net_max (maximum net data rate, bits 6 to 1)

**Table 11.34.26.4 – Standard information field – G.992.3 Annex I  
upstream STM TPS-TC #1 NPar(3) coding – Octet 5**

		Bits						
8	7	6	5	4	3	2	1	
x	x	x	x	x	x	x	x	Net_reserve (minimum reserved net data rate, bits 12 to 7)

**Table 11.34.26.5 – Standard information field – G.992.3 Annex I  
upstream STM TPS-TC #1 NPar(3) coding – Octet 6**

		Bits						
8	7	6	5	4	3	2	1	
x	x	x	x	x	x	x	x	Net_reserve (minimum reserved net data rate, bits 6 to 1)

**Table 11.34.26.6 – Standard information field – G.992.3 Annex I  
upstream STM TPS-TC #1 NPar(3) coding – Octet 7**

		Bits						
8	7	6	5	4	3	2	1	
x	x	x	x	x	x	x	x	Delay_max (maximum delay) (n milliseconds, n = 0 to 63)

**Table 11.34.26.7 – Standard information field – G.992.3 Annex I  
upstream STM TPS-TC #1 NPar(3) coding – Octet 8**

		Bits						
8	7	6	5	4	3	2	1	
x	x					x	x	Error_max (maximum bit error ratio)
x	x			x	x			INP_min (minimum impulse noise protection) (bits 2 and 1)
x	x		x					Reserved for allocation by ITU-T
x	x	x						Reserved for allocation by ITU-T

**Table 11.34.26.8 – Standard information field – G.992.3 Annex I  
upstream STM TPS-TC #1 NPar(3) coding – Octet 9**

		Bits						
8	7	6	5	4	3	2	1	
x	x	x	x	x	x	x	x	INP_min (minimum impulse noise protection) (bits 8 to 3)

**Table 11.34.26.9 – Standard information field – G.992.3 Annex I  
upstream STM TPS-TC #1 NPar(3) coding – Octet 10**

		Bits						
8	7	6	5	4	3	2	1	
x	x	x	x	x	x	x	1	CIpolicy ZERO
x	x	x	x	x	x	1	x	CIpolicy ONE
x	x	x	x	x	1	x	x	Reserved for allocation by ITU-T
x	x	x	x	1	x	x	x	Reserved for allocation by ITU-T
x	x	x	1	x	x	x	x	Reserved for allocation by ITU-T
x	x	1	x	x	x	x	x	Reserved for allocation by ITU-T
x	x	0	0	0	0	0	0	No parameters in this octet

**Table 11.34.27 – Standard information field – G.992.3 Annex I  
downstream ATM TPS-TC #1 NPar(3) coding – Octet 1**

		Bits						
8	7	6	5	4	3	2	1	
x	x	x	x	x	x	x	x	Net_min (minimum net data rate, bits 12 to 7)

**Table 11.34.27.1 – Standard information field – G.992.3 Annex I  
downstream ATM TPS-TC #1 NPar(3) coding – Octet 2**

		Bits						
8	7	6	5	4	3	2	1	
x	x	x	x	x	x	x	x	Net_min (minimum net data rate, bits 6 to 1)

**Table 11.34.27.2 – Standard information field – G.992.3 Annex I  
downstream ATM TPS-TC #1 NPar(3) coding – Octet 3**

		Bits						
8	7	6	5	4	3	2	1	
x	x	x	x	x	x	x	x	Net_max (maximum net data rate, bits 12 to 7)

**Table 11.34.27.3 – Standard information field – G.992.3 Annex I  
downstream ATM TPS-TC #1 NPar(3) coding – Octet 4**

		Bits						
8	7	6	5	4	3	2	1	
x	x	x	x	x	x	x	x	Net_max (maximum net data rate, bits 6 to 1)

**Table 11.34.27.4 – Standard information field – G.992.3 Annex I downstream ATM TPS-TC #1 NPar(3) coding – Octet 5**

		Bits						
8	7	6	5	4	3	2	1	
x	x	x	x	x	x	x	x	Net_reserve (minimum reserved net data rate, bits 12 to 7)

**Table 11.34.27.5 – Standard information field – G.992.3 Annex I downstream ATM TPS-TC #1 NPar(3) coding – Octet 6**

		Bits						
8	7	6	5	4	3	2	1	
x	x	x	x	x	x	x	x	Net_reserve (minimum reserved net data rate, bits 6 to 1)

**Table 11.34.27.6 – Standard information field – G.992.3 Annex I downstream ATM TPS-TC #1 NPar(3) coding – Octet 7**

		Bits						
8	7	6	5	4	3	2	1	
x	x	x	x	x	x	x	x	Delay_max (maximum delay) (n milliseconds, n = 0 to 63)

**Table 11.34.27.7 – Standard information field – G.992.3 Annex I downstream ATM TPS-TC #1 NPar(3) coding – Octet 8**

		Bits						
8	7	6	5	4	3	2	1	
x	x					x	x	Error_max (maximum bit error ratio)
x	x			x	x			INP_min (minimum impulse noise protection) (bits 2 and 1)
x	x		x					Reserved for allocation by ITU-T
x	x	x						IMA_flag

**Table 11.34.27.8 – Standard information field – G.992.3 Annex I downstream ATM TPS-TC #1 NPar(3) coding – Octet 9**

		Bits						
8	7	6	5	4	3	2	1	
x	x	x	x	x	x	x	x	INP_min (minimum impulse noise protection) (bits 8 to 3)

**Table 11.34.27.9 – Standard information field – G.992.3 Annex I downstream ATM TPS-TC #1 NPar(3) coding – Octet 10**

		Bits						
8	7	6	5	4	3	2	1	
x	x	x	x	x	x	x	1	CIpolicy ZERO
x	x	x	x	x	x	1	x	CIpolicy ONE
x	x	x	x	x	1	x	x	Reserved for allocation by ITU-T
x	x	x	x	1	x	x	x	Reserved for allocation by ITU-T
x	x	x	1	x	x	x	x	Reserved for allocation by ITU-T
x	x	1	x	x	x	x	x	Reserved for allocation by ITU-T
x	x	0	0	0	0	0	0	No parameters in this octet



**Table 11.34.28 – Standard information field – G.992.3 Annex I  
upstream ATM TPS-TC #1 NPar(3) coding – Octet 1**

8		7		Bits							G.992.3 Annex I upstream ATM TPS-TC #1 NPar(3)s – Octet 1
8	7	6	5	4	3	2	1				
x	x	x	x	x	x	x	x	x	x	Net_min (minimum net data rate, bits 12 to 7)	

**Table 11.34.28.1 – Standard information field – G.992.3 Annex I  
upstream ATM TPS-TC #1 NPar(3) coding – Octet 2**

8		7		Bits							G.992.3 Annex I upstream ATM TPS-TC #1 NPar(3)s – Octet 2
8	7	6	5	4	3	2	1				
x	x	x	x	x	x	x	x	x	x	Net_min (minimum net data rate, bits 6 to 1)	

**Table 11.34.28.2 – Standard information field – G.992.3 Annex I  
upstream ATM TPS-TC #1 NPar(3) coding – Octet 3**

8		7		Bits							G.992.3 Annex I upstream ATM TPS-TC #1 NPar(3)s – Octet 3
8	7	6	5	4	3	2	1				
x	x	x	x	x	x	x	x	x	x	Net_max (maximum net data rate, bits 12 to 7)	

**Table 11.34.28.3 – Standard information field – G.992.3 Annex I  
upstream ATM TPS-TC #1 NPar(3) coding – Octet 4**

8		7		Bits							G.992.3 Annex I upstream ATM TPS-TC #1 NPar(3)s – Octet 4
8	7	6	5	4	3	2	1				
x	x	x	x	x	x	x	x	x	x	Net_max (maximum net data rate, bits 6 to 1)	

**Table 11.34.28.4 – Standard information field – G.992.3 Annex I  
upstream ATM TPS-TC #1 NPar(3) coding – Octet 5**

8		7		Bits							G.992.3 Annex I upstream ATM TPS-TC #1 NPar(3)s – Octet 5
8	7	6	5	4	3	2	1				
x	x	x	x	x	x	x	x	x	x	Net_reserve (minimum reserved net data rate, bits 12 to 7)	

**Table 11.34.28.5 – Standard information field – G.992.3 Annex I  
upstream ATM TPS-TC #1 NPar(3) coding – Octet 6**

8		7		Bits							G.992.3 Annex I upstream ATM TPS-TC #1 NPar(3)s – Octet 6
8	7	6	5	4	3	2	1				
x	x	x	x	x	x	x	x	x	x	Net_reserve (minimum reserved net data rate, bits 6 to 1)	

**Table 11.34.28.6 – Standard information field – G.992.3 Annex I  
upstream ATM TPS-TC #1 NPar(3) coding – Octet 7**

8		7		Bits							G.992.3 Annex I upstream ATM TPS-TC #1 NPar(3)s – Octet 7
8	7	6	5	4	3	2	1				
x	x	x	x	x	x	x	x	x	x	Delay_max (maximum delay) (n milliseconds, n = 0 to 63)	

**Table 11.34.28.7 – Standard information field – G.992.3 Annex I  
upstream ATM TPS-TC #1 NPar(3) coding – Octet 8**

		Bits						
8	7	6	5	4	3	2	1	
x	x					x	x	Error_max (maximum bit error ratio)
x	x			x	x			INP_min (minimum impulse noise protection) (bits 2 and 1)
x	x		x					Reserved for allocation by ITU-T
x	x	x						IMA_flag

**Table 11.34.28.8 – Standard information field – G.992.3 Annex I  
upstream ATM TPS-TC #1 NPar(3) coding – Octet 9**

		Bits						
8	7	6	5	4	3	2	1	
x	x	x	x	x	x	x	x	INP_min (minimum impulse noise protection) (bits 8 to 3)

**Table 11.34.28.9 – Standard information field – G.992.3 Annex I  
upstream ATM TPS-TC #1 NPar(3) coding – Octet 10**

		Bits						
8	7	6	5	4	3	2	1	
x	x	x	x	x	x	x	1	CIpolicy ZERO
x	x	x	x	x	x	1	x	CIpolicy ONE
x	x	x	x	x	1	x	x	Reserved for allocation by ITU-T
x	x	x	x	1	x	x	x	Reserved for allocation by ITU-T
x	x	x	1	x	x	x	x	Reserved for allocation by ITU-T
x	x	1	x	x	x	x	x	Reserved for allocation by ITU-T
x	x	0	0	0	0	0	0	No parameters in this octet

**Table 11.34.29 – Standard information field – G.992.3 Annex I  
downstream PTM TPS-TC #1 NPar(3) coding – Octet 1**

		Bits						
8	7	6	5	4	3	2	1	
x	x	x	x	x	x	x	x	Net_min (minimum net data rate, bits 12 to 7)

**Table 11.34.29.1 – Standard information field – G.992.3 Annex I  
downstream PTM TPS-TC #1 NPar(3) coding – Octet 2**

		Bits						
8	7	6	5	4	3	2	1	
x	x	x	x	x	x	x	x	Net_min (minimum net data rate, bits 6 to 1)

**Table 11.34.29.2 – Standard information field – G.992.3 Annex I  
downstream PTM TPS-TC #1 NPar(3) coding – Octet 3**

		Bits						
8	7	6	5	4	3	2	1	
x	x	x	x	x	x	x	x	Net_max (maximum net data rate, bits 12 to 7)

**Table 11.34.29.3 – Standard information field – G.992.3 Annex I downstream PTM TPS-TC #1 NPar(3) coding – Octet 4**

		Bits						
8	7	6	5	4	3	2	1	
x	x	x	x	x	x	x	x	G.992.3 Annex I downstream PTM TPS-TC #1 NPar(3)s – Octet 4
								Net_max (maximum net data rate, bits 6 to 1)

**Table 11.34.29.4 – Standard information field – G.992.3 Annex I downstream PTM TPS-TC #1 NPar(3) coding – Octet 5**

		Bits						
8	7	6	5	4	3	2	1	
x	x	x	x	x	x	x	x	G.992.3 Annex I downstream PTM TPS-TC #1 NPar(3)s – Octet 5
								Net_reserve (minimum reserved net data rate, bits 12 to 7)

**Table 11.34.29.5 – Standard information field – G.992.3 Annex I downstream PTM TPS-TC #1 NPar(3) coding – Octet 6**

		Bits						
8	7	6	5	4	3	2	1	
x	x	x	x	x	x	x	x	G.992.3 Annex I downstream PTM TPS-TC #1 NPar(3)s – Octet 6
								Net_reserve (minimum reserved net data rate, bits 6 to 1)

**Table 11.34.29.6 – Standard information field – G.992.3 Annex I downstream PTM TPS-TC #1 NPar(3) coding – Octet 7**

		Bits						
8	7	6	5	4	3	2	1	
x	x	x	x	x	x	x	x	G.992.3 Annex I downstream PTM TPS-TC #1 NPar(3)s – Octet 7
								Delay_max (maximum delay) (n milliseconds, n = 0 to 63)

**Table 11.34.29.7 – Standard information field – G.992.3 Annex I downstream PTM TPS-TC #1 NPar(3) coding – Octet 8**

		Bits						
8	7	6	5	4	3	2	1	
x	x					x	x	G.992.3 Annex I downstream PTM TPS-TC #1 NPar(3)s – Octet 8
								Error_max (maximum bit error ratio)
x	x			x	x			INP_min (minimum impulse noise protection) (bits 2 and 1)
x	x		x					Reserved for allocation by ITU-T
x	x	x						Reserved for allocation by ITU-T

**Table 11.34.29.8 – Standard information field – G.992.3 Annex I downstream PTM TPS-TC #1 NPar(3) coding – Octet 9**

		Bits						
8	7	6	5	4	3	2	1	
x	x	x	x	x	x	x	x	G.992.3 Annex I downstream PTM TPS-TC #1 NPar(3)s – Octet 9
								INP_min (minimum impulse noise protection) (bits 8 to 3)

**Table 11.34.29.9 – Standard information field – G.992.3 Annex I  
downstream PTM TPS-TC #1 NPar(3) coding – Octet 10**

		Bits						
8	7	6	5	4	3	2	1	
x	x	x	x	x	x	x	1	HDLC encapsulation
x	x	x	x	x	x	1	x	Reserved by ITU-T
x	x	x	x	x	1	x	x	Reserved by ITU-T
x	x	x	x	1	x	x	x	64/65-octet encapsulation with short packets
x	x	x	1	x	x	x	x	64/65-octet encapsulation with pre-emption
x	x	1	x	x	x	x	x	64/65-octet encapsulation supported

**Table 11.34.29.10 – Standard information field – G.992.3 Annex I  
downstream PTM TPS-TC #1 NPar(3) coding – Octet 11**

		Bits						
8	7	6	5	4	3	2	1	
x	x	x	x	x	x	x	1	Cipolicy ZERO
x	x	x	x	x	x	1	x	Cipolicy ONE
x	x	x	x	x	1	x	x	Reserved for allocation by ITU-T
x	x	x	x	1	x	x	x	Reserved for allocation by ITU-T
x	x	x	1	x	x	x	x	Reserved for allocation by ITU-T
x	x	1	x	x	x	x	x	Reserved for allocation by ITU-T
x	x	0	0	0	0	0	0	No parameters in this octet

**Table 11.34.30 – Standard information field – G.992.3 Annex I  
upstream PTM TPS-TC #1 NPar(3) coding – Octet 1**

		Bits						
8	7	6	5	4	3	2	1	
x	x	x	x	x	x	x	x	Net_min (minimum net data rate, bits 12 to 7)

**Table 11.34.30.1 – Standard information field – G.992.3 Annex I  
upstream PTM TPS-TC #1 NPar(3) coding – Octet 2**

		Bits						
8	7	6	5	4	3	2	1	
x	x	x	x	x	x	x	x	Net_min (minimum net data rate, bits 6 to 1)

**Table 11.34.30.2 – Standard information field – G.992.3 Annex I  
upstream PTM TPS-TC #1 NPar(3) coding – Octet 3**

		Bits						
8	7	6	5	4	3	2	1	
x	x	x	x	x	x	x	x	Net_max (maximum net data rate, bits 12 to 7)

**Table 11.34.30.3 – Standard information field – G.992.3 Annex I  
upstream PTM TPS-TC #1 NPar(3) coding – Octet 4**

		Bits						
8	7	6	5	4	3	2	1	
x	x	x	x	x	x	x	x	Net_max (maximum net data rate, bits 6 to 1)

**Table 11.34.30.4 – Standard information field – G.992.3 Annex I  
upstream PTM TPS-TC #1 NPar(3) coding – Octet 5**

		Bits						
8	7	6	5	4	3	2	1	
x	x	x	x	x	x	x	x	Net_reserve (minimum reserved net data rate, bits 12 to 7)

**Table 11.34.30.5 – Standard information field – G.992.3 Annex I  
upstream PTM TPS-TC #1 NPar(3) coding – Octet 6**

		Bits						
8	7	6	5	4	3	2	1	
x	x	x	x	x	x	x	x	Net_reserve (minimum reserved net data rate, bits 6 to 1)

**Table 11.34.30.6 – Standard information field – G.992.3 Annex I  
upstream PTM TPS-TC #1 NPar(3) coding – Octet 7**

		Bits						
8	7	6	5	4	3	2	1	
x	x	x	x	x	x	x	x	Delay_max (maximum delay) (n milliseconds, n = 0 to 63)

**Table 11.34.30.7 – Standard information field – G.992.3 Annex I  
upstream PTM TPS-TC #1 NPar(3) coding – Octet 8**

		Bits						
8	7	6	5	4	3	2	1	
x	x					x	x	Error_max (maximum bit error ratio)
x	x			x	x			INP_min (minimum impulse noise protection) (bits 2 and 1)
x	x		x					Reserved for allocation by ITU-T
x	x	x						Reserved for allocation by ITU-T

**Table 11.34.30.8 – Standard information field – G.992.3 Annex I  
upstream PTM TPS-TC #1 NPar(3) coding – Octet 9**

		Bits						
8	7	6	5	4	3	2	1	
x	x	x	x	x	x	x	x	INP_min (minimum impulse noise protection) (bits 8 to 3)

**Table 11.34.30.9 – Standard information field – G.992.3 Annex I  
upstream PTM TPS-TC #1 NPar(3) coding – Octet 10**

		Bits						
8	7	6	5	4	3	2	1	
x	x	x	x	x	x	x	1	HDLC encapsulation
x	x	x	x	x	x	1	x	Reserved by ITU-T
x	x	x	x	x	1	x	x	Reserved by ITU-T
x	x	x	x	1	x	x	x	64/65-octet encapsulation with short packets
x	x	x	1	x	x	x	x	64/65-octet encapsulation with pre-emption
x	x	1	x	x	x	x	x	64/65-octet encapsulation supported

**Table 11.34.30.10 – Standard information field – G.992.3 Annex I  
upstream PTM TPS-TC #1 NPar(3) coding – Octet 11**

		Bits						
8	7	6	5	4	3	2	1	
x	x	x	x	x	x	x	1	Cpolicy ZERO
x	x	x	x	x	x	1	x	Cpolicy ONE
x	x	x	x	x	1	x	x	Reserved for allocation by ITU-T
x	x	x	x	1	x	x	x	Reserved for allocation by ITU-T
x	x	x	1	x	x	x	x	Reserved for allocation by ITU-T
x	x	1	x	x	x	x	x	Reserved for allocation by ITU-T
x	x	0	0	0	0	0	0	No parameters in this octet

**Table 11.34.31 – Standard information field – G.992.3 Annex I  
downstream PMS-TC latency path #1 NPar(3) coding – Octet 1**

		Bits						
8	7	6	5	4	3	2	1	
x	x	x	x	x	x	x	x	Net_max (maximum net data rate, bits 12 to 7)

**Table 11.34.31.1 – Standard information field – G.992.3 Annex I  
downstream PMS-TC latency path #1 NPar(3) coding – Octet 2**

		Bits						
8	7	6	5	4	3	2	1	
x	x	x	x	x	x	x	x	Net_max (maximum net data rate, bits 6 to 1)

**Table 11.34.31.2 – Standard information field – G.992.3 Annex I  
downstream PMS-TC latency path #1 NPar(3) coding – Octet 3**

		Bits						
8	7	6	5	4	3	2	1	
x	x			x	x	x	x	R <sub>1 max</sub> value (2 * n, n = 0 to 15)
x	x	x	x					Reserved for allocation by ITU-T

**Table 11.34.31.3 – Standard information field – G.992.3 Annex I downstream PMS-TC latency path #1 NPar(3) coding – Octet 4**

		Bits						
8	7	6	5	4	3	2	1	
x	x				x	x	x	<b>G.992.3 Annex I downstream PMS-TC latency path #1 NPar(3)s – Octet 4</b>
x	x	x	x	x				$D_{1\max}$ value ( $2^n$ , $n = 0$ to $7$ )
								Reserved for allocation by ITU-T

**Table 11.34.32 – Standard information field – G.992.3 Annex I upstream PMS-TC latency path #1 NPar(3) coding – Octet 1**

		Bits						
8	7	6	5	4	3	2	1	
x	x	x	x	x	x	x	x	<b>G.992.3 Annex I upstream PMS-TC latency path #1 NPar(3)s – Octet 1</b>
								Net_max (maximum net data rate, bits 12 to 7)

**Table 11.34.32.1 – Standard information field – G.992.3 Annex I upstream PMS-TC latency path #1 NPar(3) coding – Octet 2**

		Bits						
8	7	6	5	4	3	2	1	
x	x	x	x	x	x	x	x	<b>G.992.3 Annex I upstream PMS-TC latency path #1 NPar(3)s – Octet 2</b>
								Net_max (maximum net data rate, bits 6 to 1)

**Table 11.34.32.2 – Standard information field – G.992.3 Annex I upstream PMS-TC latency path #1 NPar(3) coding – Octet 3**

		Bits						
8	7	6	5	4	3	2	1	
x	x			x	x	x	x	<b>G.992.3 Annex I upstream PMS-TC latency path #1 NPar(3)s – Octet 3</b>
x	x	x	x					$R_{1\max}$ value ( $2 * n$ , $n = 0$ to $15$ )
								Reserved for allocation by ITU-T

**Table 11.34.32.3 – Standard information field – G.992.3 Annex I upstream PMS-TC latency path #1 NPar(3) coding – Octet 4**

		Bits						
8	7	6	5	4	3	2	1	
x	x				x	x	x	<b>G.992.3 Annex I upstream PMS-TC latency path #1 NPar(3)s – Octet 4</b>
x	x	x	x	x				$D_{1\max}$ value ( $2^n$ , $n = 0$ to $7$ )
								Reserved for allocation by ITU-T

**Table 11.34.37 – Standard information field – G.992.3 Annex I downstream STM TPS-TC #2 NPar(3) coding – Octet 1**

		Bits						
8	7	6	5	4	3	2	1	
x	x	x	x	x	x	x	x	<b>G.992.3 Annex I downstream STM TPS-TC #2 NPar(3)s – Octet 1</b>
								Net_min (minimum net data rate, bits 12 to 7)

**Table 11.34.37.1 – Standard information field – G.992.3 Annex I downstream STM TPS-TC #2 NPar(3) coding – Octet 2**

		Bits						
8	7	6	5	4	3	2	1	
x	x	x	x	x	x	x	x	<b>G.992.3 Annex I downstream STM TPS-TC #2 NPar(3)s – Octet 2</b>
								Net_min (minimum net data rate, bits 6 to 1)

**Table 11.34.37.2 – Standard information field – G.992.3 Annex I downstream STM TPS-TC #2 NPar(3) coding – Octet 3**

		Bits						
8	7	6	5	4	3	2	1	
x	x	x	x	x	x	x	x	Net_max (maximum net data rate, bits 12 to 7)

**Table 11.34.37.3 – Standard information field – G.992.3 Annex I downstream STM TPS-TC #2 NPar(3) coding – Octet 4**

		Bits						
8	7	6	5	4	3	2	1	
x	x	x	x	x	x	x	x	Net_max (maximum net data rate, bits 6 to 1)

**Table 11.34.37.4 – Standard information field – G.992.3 Annex I downstream STM TPS-TC #2 NPar(3) coding – Octet 5**

		Bits						
8	7	6	5	4	3	2	1	
x	x	x	x	x	x	x	x	Net_reserve (minimum reserved net data rate, bits 12 to 7)

**Table 11.34.37.5 – Standard information field – G.992.3 Annex I downstream STM TPS-TC #2 NPar(3) coding – Octet 6**

		Bits						
8	7	6	5	4	3	2	1	
x	x	x	x	x	x	x	x	Net_reserve (minimum reserved net data rate, bits 6 to 1)

**Table 11.34.37.6 – Standard information field – G.992.3 Annex I downstream STM TPS-TC #2 NPar(3) coding – Octet 7**

		Bits						
8	7	6	5	4	3	2	1	
x	x	x	x	x	x	x	x	Delay_max (maximum delay) (n milliseconds, n = 0 to 63)

**Table 11.34.37.7 – Standard information field – G.992.3 Annex I downstream STM TPS-TC #2 NPar(3) coding – Octet 8**

		Bits						
8	7	6	5	4	3	2	1	
x	x					x	x	Error_max (maximum bit error ratio)
x	x			x	x			INP_min (minimum impulse noise protection) (bits 2 and 1)
x	x		x					Reserved for allocation by ITU-T
x	x	x						Reserved for allocation by ITU-T

**Table 11.34.37.8 – Standard information field – G.992.3 Annex I downstream STM TPS-TC #2 NPar(3) coding – Octet 9**

		Bits						
8	7	6	5	4	3	2	1	
x	x	x	x	x	x	x	x	INP_min (minimum impulse noise protection) (bits 8 to 3)



**Table 11.34.37.9 – Standard information field – G.992.3 Annex I  
downstream STM TPS-TC #2 NPar(3) coding – Octet 10**

Bits								G.992.3 Annex I downstream STM TPS-TC #2 NPar(3)s – Octet 10
8	7	6	5	4	3	2	1	
x	x	x	x	x	x	x	1	CIpolicy ZERO
x	x	x	x	x	x	1	x	CIpolicy ONE
x	x	x	x	x	1	x	x	Reserved for allocation by ITU-T
x	x	x	x	1	x	x	x	Reserved for allocation by ITU-T
x	x	x	1	x	x	x	x	Reserved for allocation by ITU-T
x	x	1	x	x	x	x	x	Reserved for allocation by ITU-T
x	x	0	0	0	0	0	0	No parameters in this octet

**Table 11.34.38 – Standard information field – G.992.3 Annex I  
upstream STM TPS-TC #2 NPar(3) coding – Octet 1**

Bits								G.992.3 Annex I upstream STM TPS-TC #2 NPar(3)s – Octet 1
8	7	6	5	4	3	2	1	
x	x	x	x	x	x	x	x	Net_min (minimum net data rate, bits 12 to 7)

**Table 11.34.38.1 – Standard information field – G.992.3 Annex I  
upstream STM TPS-TC #2 NPar(3) coding – Octet 2**

Bits								G.992.3 Annex I upstream STM TPS-TC #2 NPar(3)s – Octet 2
8	7	6	5	4	3	2	1	
x	x	x	x	x	x	x	x	Net_min (minimum net data rate, bits 6 to 1)

**Table 11.34.38.2 – Standard information field – G.992.3 Annex I  
upstream STM TPS-TC #2 NPar(3) coding – Octet 3**

Bits								G.992.3 Annex I upstream STM TPS-TC #2 NPar(3)s – Octet 3
8	7	6	5	4	3	2	1	
x	x	x	x	x	x	x	x	Net_max (maximum net data rate, bits 12 to 7)

**Table 11.34.38.3 – Standard information field – G.992.3 Annex I  
upstream STM TPS-TC #2 NPar(3) coding – Octet 4**

Bits								G.992.3 Annex I upstream STM TPS-TC #2 NPar(3)s – Octet 4
8	7	6	5	4	3	2	1	
x	x	x	x	x	x	x	x	Net_max (maximum net data rate, bits 6 to 1)

**Table 11.34.38.4 – Standard information field – G.992.3 Annex I  
upstream STM TPS-TC #2 NPar(3) coding – Octet 5**

Bits								G.992.3 Annex I upstream STM TPS-TC #2 NPar(3)s – Octet 5
8	7	6	5	4	3	2	1	
x	x	x	x	x	x	x	x	Net_reserve (minimum reserved net data rate, bits 12 to 7)

**Table 11.34.38.5 – Standard information field – G.992.3 Annex I  
upstream STM TPS-TC #2 NPar(3) coding – Octet 6**

		Bits						
8	7	6	5	4	3	2	1	
x	x	x	x	x	x	x	x	Net_reserve (minimum reserved net data rate, bits 6 to 1)

**Table 11.34.38.6 – Standard information field – G.992.3 Annex I  
upstream STM TPS-TC #2 NPar(3) coding – Octet 7**

		Bits						
8	7	6	5	4	3	2	1	
x	x	x	x	x	x	x	x	Delay_max (maximum delay) (n milliseconds, n = 0 to 63)

**Table 11.34.38.7 – Standard information field – G.992.3 Annex I  
upstream STM TPS-TC #2 NPar(3) coding – Octet 8**

		Bits						
8	7	6	5	4	3	2	1	
x	x					x	x	Error_max (maximum bit error ratio)
x	x			x	x			INP_min (minimum impulse noise protection) (bits 2 and 1)
x	x		x					Reserved for allocation by ITU-T
x	x	x						Reserved for allocation by ITU-T

**Table 11.34.38.8 – Standard information field – G.992.3 Annex I  
upstream STM TPS-TC #2 NPar(3) coding – Octet 9**

		Bits						
8	7	6	5	4	3	2	1	
x	x	x	x	x	x	x	x	INP_min (minimum impulse noise protection) (bits 8 to 3)

**Table 11.34.38.9 – Standard information field – G.992.3 Annex I  
upstream STM TPS-TC #2 NPar(3) coding – Octet 10**

		Bits						
8	7	6	5	4	3	2	1	
x	x	x	x	x	x	x	1	Cpolicy ZERO
x	x	x	x	x	x	1	x	Cpolicy ONE
x	x	x	x	x	1	x	x	Reserved for allocation by ITU-T
x	x	x	x	1	x	x	x	Reserved for allocation by ITU-T
x	x	x	1	x	x	x	x	Reserved for allocation by ITU-T
x	x	1	x	x	x	x	x	Reserved for allocation by ITU-T
x	x	0	0	0	0	0	0	No parameters in this octet

**Table 11.34.39 – Standard information field – G.992.3 Annex I  
downstream ATM TPS-TC #2 NPar(3) coding – Octet 1**

		Bits						
8	7	6	5	4	3	2	1	
x	x	x	x	x	x	x	x	Net_min (minimum net data rate, bits 12 to 7)

**Table 11.34.39.1 – Standard information field – G.992.3 Annex I downstream ATM TPS-TC #2 NPar(3) coding – Octet 2**

		Bits						
8	7	6	5	4	3	2	1	
x	x	x	x	x	x	x	x	G.992.3 Annex I downstream ATM TPS-TC #2 NPar(3)s – Octet 2
								Net_min (minimum net data rate, bits 6 to 1)

**Table 11.34.39.2 – Standard information field – G.992.3 Annex I downstream ATM TPS-TC #2 NPar(3) coding – Octet 3**

		Bits						
8	7	6	5	4	3	2	1	
x	x	x	x	x	x	x	x	G.992.3 Annex I downstream ATM TPS-TC #2 NPar(3)s – Octet 3
								Net_max (maximum net data rate, bits 12 to 7)

**Table 11.34.39.3 – Standard information field – G.992.3 Annex I downstream ATM TPS-TC #2 NPar(3) coding – Octet 4**

		Bits						
8	7	6	5	4	3	2	1	
x	x	x	x	x	x	x	x	G.992.3 Annex I downstream ATM TPS-TC #2 NPar(3)s – Octet 4
								Net_max (maximum net data rate, bits 6 to 1)

**Table 11.34.39.4 – Standard information field – G.992.3 Annex I downstream ATM TPS-TC #2 NPar(3) coding – Octet 5**

		Bits						
8	7	6	5	4	3	2	1	
x	x	x	x	x	x	x	x	G.992.3 Annex I downstream ATM TPS-TC #2 NPar(3)s – Octet 5
								Net_reserve (minimum reserved net data rate, bits 12 to 7)

**Table 11.34.39.5 – Standard information field – G.992.3 Annex I downstream ATM TPS-TC #2 NPar(3) coding – Octet 6**

		Bits						
8	7	6	5	4	3	2	1	
x	x	x	x	x	x	x	x	G.992.3 Annex I downstream ATM TPS-TC #2 NPar(3)s – Octet 6
								Net_reserve (minimum reserved net data rate, bits 6 to 1)

**Table 11.34.39.6 – Standard information field – G.992.3 Annex I downstream ATM TPS-TC #2 NPar(3) coding – Octet 7**

		Bits						
8	7	6	5	4	3	2	1	
x	x	x	x	x	x	x	x	G.992.3 Annex I downstream ATM TPS-TC #2 NPar(3)s – Octet 7
								Delay_max (maximum delay) (n milliseconds, n = 0 to 63)

**Table 11.34.39.7 – Standard information field – G.992.3 Annex I downstream ATM TPS-TC #2 NPar(3) coding – Octet 8**

		Bits						
8	7	6	5	4	3	2	1	
x	x					x	x	G.992.3 Annex I downstream ATM TPS-TC #2 NPar(3)s – Octet 8
								Error_max (maximum bit error ratio)
x	x			x	x			INP_min (minimum impulse noise protection) (bits 2 and 1)
x	x		x					Reserved for allocation by ITU-T
x	x	x						IMA_flag

**Table 11.34.39.8 – Standard information field – G.992.3 Annex I  
downstream ATM TPS-TC #2 NPar(3) coding – Octet 9**

		Bits						
8	7	6	5	4	3	2	1	
x	x	x	x	x	x	x	x	G.992.3 Annex I downstream ATM TPS-TC #2 NPar(3)s – Octet 9
								INP_min (minimum impulse noise protection) (bits 8 to 3)

**Table 11.34.39.9 – Standard information field – G.992.3 Annex I  
downstream ATM TPS-TC #2 NPar(3) coding – Octet 10**

		Bits						
8	7	6	5	4	3	2	1	
x	x	x	x	x	x	x	1	Cipolicy ZERO
x	x	x	x	x	x	1	x	Cipolicy ONE
x	x	x	x	x	1	x	x	Reserved for allocation by ITU-T
x	x	x	x	1	x	x	x	Reserved for allocation by ITU-T
x	x	x	1	x	x	x	x	Reserved for allocation by ITU-T
x	x	1	x	x	x	x	x	Reserved for allocation by ITU-T
x	x	0	0	0	0	0	0	No parameters in this octet

**Table 11.34.40 – Standard information field – G.992.3 Annex I  
upstream ATM TPS-TC #2 NPar(3) coding – Octet 1**

		Bits						
8	7	6	5	4	3	2	1	
x	x	x	x	x	x	x	x	G.992.3 Annex I upstream ATM TPS-TC #2 NPar(3)s – Octet 1
								Net_min (minimum net data rate, bits 12 to 7)

**Table 11.34.40.1 – Standard information field – G.992.3 Annex I  
upstream ATM TPS-TC #2 NPar(3) coding – Octet 2**

		Bits						
8	7	6	5	4	3	2	1	
x	x	x	x	x	x	x	x	G.992.3 Annex I upstream ATM TPS-TC #2 NPar(3)s – Octet 2
								Net_min (minimum net data rate, bits 6 to 1)

**Table 11.34.40.2 – Standard information field – G.992.3 Annex I  
upstream ATM TPS-TC #2 NPar(3) coding – Octet 3**

		Bits						
8	7	6	5	4	3	2	1	
x	x	x	x	x	x	x	x	G.992.3 Annex I upstream ATM TPS-TC #2 NPar(3)s – Octet 3
								Net_max (maximum net data rate, bits 12 to 7)

**Table 11.34.40.3 – Standard information field – G.992.3 Annex I  
upstream ATM TPS-TC #2 NPar(3) coding – Octet 4**

		Bits						
8	7	6	5	4	3	2	1	
x	x	x	x	x	x	x	x	G.992.3 Annex I upstream ATM TPS-TC #2 NPar(3)s – Octet 4
								Net_max (maximum net data rate, bits 6 to 1)

**Table 11.34.40.4 – Standard information field – G.992.3 Annex I upstream ATM TPS-TC #2 NPar(3) coding – Octet 5**

		Bits						
8	7	6	5	4	3	2	1	
x	x	x	x	x	x	x	x	Net_reserve (minimum reserved net data rate, bits 12 to 7)

**Table 11.34.40.5 – Standard information field – G.992.3 Annex I upstream ATM TPS-TC #2 NPar(3) coding – Octet 6**

		Bits						
8	7	6	5	4	3	2	1	
x	x	x	x	x	x	x	x	Net_reserve (minimum reserved net data rate, bits 6 to 1)

**Table 11.34.40.6 – Standard information field – G.992.3 Annex I upstream ATM TPS-TC #2 NPar(3) coding – Octet 7**

		Bits						
8	7	6	5	4	3	2	1	
x	x	x	x	x	x	x	x	Delay_max (maximum delay) (n milliseconds, n = 0 to 63)

**Table 11.34.40.7 – Standard information field – G.992.3 Annex I upstream ATM TPS-TC #2 NPar(3) coding – Octet 8**

		Bits						
8	7	6	5	4	3	2	1	
x	x					x	x	Error_max (maximum bit error ratio)
x	x			x	x			INP_min (minimum impulse noise protection) (bits 2 and 1)
x	x		x					Reserved for allocation by ITU-T
x	x	x						IMA_flag

**Table 11.34.40.8 – Standard information field – G.992.3 Annex I upstream ATM TPS-TC #2 NPar(3) coding – Octet 9**

		Bits						
8	7	6	5	4	3	2	1	
x	x	x	x	x	x	x	x	INP_min (minimum impulse noise protection) (bits 8 to 3)

**Table 11.34.40.9 – Standard information field – G.992.3 Annex I upstream ATM TPS-TC #2 NPar(3) coding – Octet 10**

		Bits						
8	7	6	5	4	3	2	1	
x	x	x	x	x	x	x	1	CIpolicy ZERO
x	x	x	x	x	x	1	x	CIpolicy ONE
x	x	x	x	x	1	x	x	Reserved for allocation by ITU-T
x	x	x	x	1	x	x	x	Reserved for allocation by ITU-T
x	x	x	1	x	x	x	x	Reserved for allocation by ITU-T
x	x	1	x	x	x	x	x	Reserved for allocation by ITU-T
x	x	0	0	0	0	0	0	No parameters in this octet

**Table 11.34.41 – Standard information field – G.992.3 Annex I  
downstream PTM TPS-TC #2 NPar(3) coding – Octet 1**

8		7		Bits							
				6	5	4	3	2	1		
x	x	x	x	x	x	x	x	x	x	Net_min (minimum net data rate, bits 12 to 7)	

**Table 11.34.41.1 – Standard information field – G.992.3 Annex I  
downstream PTM TPS-TC #2 NPar(3) coding – Octet 2**

8		7		Bits							
				6	5	4	3	2	1		
x	x	x	x	x	x	x	x	x	x	Net_min (minimum net data rate, bits 6 to 1)	

**Table 11.34.41.2 – Standard information field – G.992.3 Annex I  
downstream PTM TPS-TC #2 NPar(3) coding – Octet 3**

8		7		Bits							
				6	5	4	3	2	1		
x	x	x	x	x	x	x	x	x	x	Net_max (maximum net data rate, bits 12 to 7)	

**Table 11.34.41.3 – Standard information field – G.992.3 Annex I  
downstream PTM TPS-TC #2 NPar(3) coding – Octet 4**

8		7		Bits							
				6	5	4	3	2	1		
x	x	x	x	x	x	x	x	x	x	Net_max (maximum net data rate, bits 6 to 1)	

**Table 11.34.41.4 – Standard information field – G.992.3 Annex I  
downstream PTM TPS-TC #2 NPar(3) coding – Octet 5**

8		7		Bits							
				6	5	4	3	2	1		
x	x	x	x	x	x	x	x	x	x	Net_reserve (minimum reserved net data rate, bits 12 to 7)	

**Table 11.34.41.5 – Standard information field – G.992.3 Annex I  
downstream PTM TPS-TC #2 NPar(3) coding – Octet 6**

8		7		Bits							
				6	5	4	3	2	1		
x	x	x	x	x	x	x	x	x	x	Net_reserve (minimum reserved net data rate, bits 6 to 1)	

**Table 11.34.41.6 – Standard information field – G.992.3 Annex I  
downstream PTM TPS-TC #2 NPar(3) coding – Octet 7**

8		7		Bits							
				6	5	4	3	2	1		
x	x	x	x	x	x	x	x	x	x	Delay_max (maximum delay) (n milliseconds, n = 0 to 63)	

**Table 11.34.41.7 – Standard information field – G.992.3 Annex I  
downstream PTM TPS-TC #2 NPar(3) coding – Octet 8**

		Bits						
8	7	6	5	4	3	2	1	
								<b>G.992.3 Annex I downstream PTM TPS-TC #2 NPar(3)s – Octet 8</b>
x	x					x	x	Error_max (maximum bit error ratio)
x	x			x	x			INP_min (minimum impulse noise protection) (bits 2 and 1)
x	x		x					Reserved for allocation by ITU-T
x	x	x						Reserved for allocation by ITU-T

**Table 11.34.41.8 – Standard information field – G.992.3 Annex I  
downstream PTM TPS-TC #2 NPar(3) coding – Octet 9**

		Bits						
8	7	6	5	4	3	2	1	
								<b>G.992.3 Annex I downstream PTM TPS-TC #2 NPar(3)s – Octet 9</b>
x	x	x	x	x	x	x	x	INP_min (minimum impulse noise protection) (bits 8 to 3)

**Table 11.34.41.9 – Standard information field – G.992.3 Annex I  
downstream PTM TPS-TC #2 NPar(3) coding – Octet 10**

		Bits						
8	7	6	5	4	3	2	1	
								<b>G.992.3 Annex I downstream PTM TPS-TC #2 NPar(3)s – Octet 10</b>
x	x	x	x	x	x	x	1	HDLC encapsulation
x	x	x	x	x	x	1	x	Reserved by ITU-T
x	x	x	x	x	1	x	x	Reserved by ITU-T
x	x	x	x	1	x	x	x	64/65-octet encapsulation with short packets
x	x	x	1	x	x	x	x	64/65-octet encapsulation with pre-emption
x	x	1	x	x	x	x	x	64/65-octet encapsulation supported

**Table 11.34.41.10 – Standard information field – G.992.3 Annex I  
downstream PTM TPS-TC #2 NPar(3) coding – Octet 11**

		Bits						
8	7	6	5	4	3	2	1	
								<b>G.992.3 Annex I downstream PTM TPS-TC #2 NPar(3)s – Octet 11</b>
x	x	x	x	x	x	x	1	CIpolicy ZERO
x	x	x	x	x	x	1	x	CIpolicy ONE
x	x	x	x	x	1	x	x	Reserved for allocation by ITU-T
x	x	x	x	1	x	x	x	Reserved for allocation by ITU-T
x	x	x	1	x	x	x	x	Reserved for allocation by ITU-T
x	x	1	x	x	x	x	x	Reserved for allocation by ITU-T
x	x	0	0	0	0	0	0	No parameters in this octet

**Table 11.34.42 – Standard information field – G.992.3 Annex I  
upstream PTM TPS-TC #2 NPar(3) coding – Octet 1**

		Bits						
8	7	6	5	4	3	2	1	
								<b>G.992.3 Annex I upstream PTM TPS-TC #2 NPar(3)s – Octet 1</b>
x	x	x	x	x	x	x	x	Net_min (minimum net data rate, bits 12 to 7)

**Table 11.34.42.1 – Standard information field – G.992.3 Annex I  
upstream PTM TPS-TC #2 NPar(3) coding – Octet 2**

		Bits						
8	7	6	5	4	3	2	1	
x	x	x	x	x	x	x	x	Net_min (minimum net data rate, bits 6 to 1)

**Table 11.34.42.2 – Standard information field – G.992.3 Annex I  
upstream PTM TPS-TC #2 NPar(3) coding – Octet 3**

		Bits						
8	7	6	5	4	3	2	1	
x	x	x	x	x	x	x	x	Net_max (maximum net data rate, bits 12 to 7)

**Table 11.34.42.3 – Standard information field – G.992.3 Annex I  
upstream PTM TPS-TC #2 NPar(3) coding – Octet 4**

		Bits						
8	7	6	5	4	3	2	1	
x	x	x	x	x	x	x	x	Net_max (maximum net data rate, bits 6 to 1)

**Table 11.34.42.4 – Standard information field – G.992.3 Annex I  
upstream PTM TPS-TC #2 NPar(3) coding – Octet 5**

		Bits						
8	7	6	5	4	3	2	1	
x	x	x	x	x	x	x	x	Net_reserve (minimum reserved net data rate, bits 12 to 7)

**Table 11.34.42.5 – Standard information field – G.992.3 Annex I  
upstream PTM TPS-TC #2 NPar(3) coding – Octet 6**

		Bits						
8	7	6	5	4	3	2	1	
x	x	x	x	x	x	x	x	Net_reserve (minimum reserved net data rate, bits 6 to 1)

**Table 11.34.42.6 – Standard information field – G.992.3 Annex I  
upstream PTM TPS-TC #2 NPar(3) coding – Octet 7**

		Bits						
8	7	6	5	4	3	2	1	
x	x	x	x	x	x	x	x	Delay_max (maximum delay) (n milliseconds, n = 0 to 63)

**Table 11.34.42.7 – Standard information field – G.992.3 Annex I  
upstream PTM TPS-TC #2 NPar(3) coding – Octet 8**

		Bits						
8	7	6	5	4	3	2	1	
x	x					x	x	Error_max (maximum bit error ratio)
x	x			x	x			INP_min (minimum impulse noise protection) (bits 2 and 1)
x	x		x					Reserved for allocation by ITU-T
x	x	x						Reserved for allocation by ITU-T



**Table 11.34.42.8 – Standard information field – G.992.3 Annex I  
upstream PTM TPS-TC #2 NPar(3) coding – Octet 9**

8 7		Bits					G.992.3 Annex I upstream PTM TPS-TC #2 NPar(3)s – Octet 9	
8	7	6	5	4	3	2		1
x	x	x	x	x	x	x	x	INP_min (minimum impulse noise protection) (bits 8 to 3)

**Table 11.34.42.9 – Standard information field – G.992.3 Annex I  
upstream PTM TPS-TC #2 NPar(3) coding – Octet 10**

8 7		Bits					G.992.3 Annex I upstream PTM TPS-TC #2 NPar(3)s – Octet 10	
8	7	6	5	4	3	2		1
x	x	x	x	x	x	x	1	HDLC encapsulation
x	x	x	x	x	x	1	x	Reserved by ITU-T
x	x	x	x	x	1	x	x	Reserved by ITU-T
x	x	x	x	1	x	x	x	64/65-octet encapsulation with short packets
x	x	x	1	x	x	x	x	64/65-octet encapsulation with pre-emption
x	x	1	x	x	x	x	x	64/65-octet encapsulation supported

**Table 11.34.42.10 – Standard information field – G.992.3 Annex I  
upstream PTM TPS-TC #2 NPar(3) coding – Octet 11**

8 7		Bits					G.992.3 Annex I upstream PTM TPS-TC #2 NPar(3)s – Octet 11	
8	7	6	5	4	3	2		1
x	x	x	x	x	x	x	1	CIpolicy ZERO
x	x	x	x	x	x	1	x	CIpolicy ONE
x	x	x	x	x	1	x	x	Reserved for allocation by ITU-T
x	x	x	x	1	x	x	x	Reserved for allocation by ITU-T
x	x	x	1	x	x	x	x	Reserved for allocation by ITU-T
x	x	1	x	x	x	x	x	Reserved for allocation by ITU-T
x	x	0	0	0	0	0	0	No parameters in this octet

**Table 11.34.43 – Standard information field – G.992.3 Annex I  
downstream PMS-TC latency path #2 NPar(3) coding – Octet 1**

8 7		Bits					G.992.3 Annex I downstream PMS-TC latency path #2 NPar(3)s – Octet 1	
8	7	6	5	4	3	2		1
x	x	x	x	x	x	x	x	Net_max (maximum net data rate, bits 12 to 7)

**Table 11.34.43.1 – Standard information field – G.992.3 Annex I  
downstream PMS-TC latency path #2 NPar(3) coding – Octet 2**

8 7		Bits					G.992.3 Annex I downstream PMS-TC latency path #2 NPar(3)s – Octet 2	
8	7	6	5	4	3	2		1
x	x	x	x	x	x	x	x	Net_max (maximum net data rate, bits 6 to 1)

**Table 11.34.43.2 – Standard information field – G.992.3 Annex I downstream PMS-TC latency path #2 NPar(3) coding – Octet 3**

		Bits						
8	7	6	5	4	3	2	1	
x	x			x	x	x	x	<b>G.992.3 Annex I downstream PMS-TC latency path #2 NPar(3)s – Octet 3</b>
x	x	x	x					$R_{2\_max}$ value ( $2^n$ , $n = 0$ to $15$ )
								Reserved for allocation by ITU-T

**Table 11.34.43.3 – Standard information field – G.992.3 Annex I downstream PMS-TC latency path #2 NPar(3) coding – Octet 4**

		Bits						
8	7	6	5	4	3	2	1	
x	x				x	x	x	<b>G.992.3 Annex I downstream PMS-TC latency path #2 NPar(3)s – Octet 4</b>
x	x	x	x	x				$D_{2\_max}$ value ( $2^n$ , $n = 0$ to $7$ )
								Reserved for allocation by ITU-T

**Table 11.34.44 – Standard information field – G.992.3 Annex I upstream PMS-TC latency path #2 NPar(3) coding – Octet 1**

		Bits						
8	7	6	5	4	3	2	1	
x	x	x	x	x	x	x	x	<b>G.992.3 Annex I upstream PMS-TC latency path #2 NPar(3)s – Octet 1</b>
								$Net\_max$ (maximum net data rate, bits 12 to 7)

**Table 11.34.44.1 – Standard information field – G.992.3 Annex I upstream PMS-TC latency path #2 NPar(3) coding – Octet 2**

		Bits						
8	7	6	5	4	3	2	1	
x	x	x	x	x	x	x	x	<b>G.992.3 Annex I upstream PMS-TC latency path #2 NPar(3)s – Octet 2</b>
								$Net\_max$ (maximum net data rate, bits 6 to 1)

**Table 11.34.44.2 – Standard information field – G.992.3 Annex I upstream PMS-TC latency path #2 NPar(3) coding – Octet 3**

		Bits						
8	7	6	5	4	3	2	1	
x	x			x	x	x	x	<b>G.992.3 Annex I upstream PMS-TC latency path #2 NPar(3)s – Octet 3</b>
x	x	x	x					$R_{2\_max}$ value ( $2^n$ , $n = 0$ to $15$ )
								Reserved for allocation by ITU-T

**Table 11.34.44.3 – Standard information field – G.992.3 Annex I upstream PMS-TC latency path #2 NPar(3) coding – Octet 4**

		Bits						
8	7	6	5	4	3	2	1	
x	x				x	x	x	<b>G.992.3 Annex I upstream PMS-TC latency path #2 NPar(3)s – Octet 4</b>
x	x	x	x	x				$D_{2\_max}$ value ( $2^n$ , $n = 0$ to $7$ )
								Reserved for allocation by ITU-T

**Table 11.34.49 – Standard information field – G.992.3 Annex I  
downstream STM TPS-TC #3 NPar(3) coding – Octet 1**

Bits								G.992.3 Annex I downstream STM TPS-TC #3 NPar(3)s – Octet 1
8	7	6	5	4	3	2	1	
x	x	x	x	x	x	x	x	Net_min (minimum net data rate, bits 12 to 7)

**Table 11.34.49.1 – Standard information field – G.992.3 Annex I  
downstream STM TPS-TC #3 NPar(3) coding – Octet 2**

Bits								G.992.3 Annex I downstream STM TPS-TC #3 NPar(3)s – Octet 2
8	7	6	5	4	3	2	1	
x	x	x	x	x	x	x	x	Net_min (minimum net data rate, bits 6 to 1)

**Table 11.34.49.2 – Standard information field – G.992.3 Annex I  
downstream STM TPS-TC #3 NPar(3) coding – Octet 3**

Bits								G.992.3 Annex I downstream STM TPS-TC #3 NPar(3)s – Octet 3
8	7	6	5	4	3	2	1	
x	x	x	x	x	x	x	x	Net_max (maximum net data rate, bits 12 to 7)

**Table 11.34.49.3 – Standard information field – G.992.3 Annex I  
downstream STM TPS-TC #3 NPar(3) coding – Octet 4**

Bits								G.992.3 Annex I downstream STM TPS-TC #3 NPar(3)s – Octet 4
8	7	6	5	4	3	2	1	
x	x	x	x	x	x	x	x	Net_max (maximum net data rate, bits 6 to 1)

**Table 11.34.49.4 – Standard information field – G.992.3 Annex I  
downstream STM TPS-TC #3 NPar(3) coding – Octet 5**

Bits								G.992.3 Annex I downstream STM TPS-TC #3 NPar(3)s – Octet 5
8	7	6	5	4	3	2	1	
x	x	x	x	x	x	x	x	Net_reserve (minimum reserved net data rate, bits 12 to 7)

**Table 11.34.49.5 – Standard information field – G.992.3 Annex I  
downstream STM TPS-TC #3 NPar(3) coding – Octet 6**

Bits								G.992.3 Annex I downstream STM TPS-TC #3 NPar(3)s – Octet 6
8	7	6	5	4	3	2	1	
x	x	x	x	x	x	x	x	Net_reserve (minimum reserved net data rate, bits 6 to 1)

**Table 11.34.49.6 – Standard information field – G.992.3 Annex I  
downstream STM TPS-TC #3 NPar(3) coding – Octet 7**

Bits								G.992.3 Annex I downstream STM TPS-TC #3 NPar(3)s – Octet 7
8	7	6	5	4	3	2	1	
x	x	x	x	x	x	x	x	Delay_max (maximum delay) (n milliseconds, n = 0 to 63)

**Table 11.34.49.7 – Standard information field – G.992.3 Annex I  
downstream STM TPS-TC #3 NPar(3) coding – Octet 8**

		Bits						
8	7	6	5	4	3	2	1	
x	x					x	x	Error_max (maximum bit error ratio)
x	x			x	x			INP_min (minimum impulse noise protection) (bits 2 and 1)
x	x		x					Reserved for allocation by ITU-T
x	x	x						Reserved for allocation by ITU-T

**Table 11.34.49.8 – Standard information field – G.992.3 Annex I  
downstream STM TPS-TC #3 NPar(3) coding – Octet 9**

		Bits						
8	7	6	5	4	3	2	1	
x	x	x	x	x	x	x	x	INP_min (minimum impulse noise protection) (bits 8 to 3)

**Table 11.34.49.9 – Standard information field – G.992.3 Annex I  
downstream STM TPS-TC #3 NPar(3) coding – Octet 10**

		Bits						
8	7	6	5	4	3	2	1	
x	x	x	x	x	x	x	1	CIpolicy ZERO
x	x	x	x	x	x	1	x	CIpolicy ONE
x	x	x	x	x	1	x	x	Reserved for allocation by ITU-T
x	x	x	x	1	x	x	x	Reserved for allocation by ITU-T
x	x	x	1	x	x	x	x	Reserved for allocation by ITU-T
x	x	1	x	x	x	x	x	Reserved for allocation by ITU-T
x	x	0	0	0	0	0	0	No parameters in this octet

**Table 11.34.50 – Standard information field – G.992.3 Annex I  
upstream STM TPS-TC #3 NPar(3) coding – Octet 1**

		Bits						
8	7	6	5	4	3	2	1	
x	x	x	x	x	x	x	x	Net_min (minimum net data rate, bits 12 to 7)

**Table 11.34.50.1 – Standard information field – G.992.3 Annex I  
upstream STM TPS-TC #3 NPar(3) coding – Octet 2**

		Bits						
8	7	6	5	4	3	2	1	
x	x	x	x	x	x	x	x	Net_min (minimum net data rate, bits 6 to 1)

**Table 11.34.50.2 – Standard information field – G.992.3 Annex I  
upstream STM TPS-TC #3 NPar(3) coding – Octet 3**

		Bits						
8	7	6	5	4	3	2	1	
x	x	x	x	x	x	x	x	Net_max (maximum net data rate, bits 12 to 7)

**Table 11.34.50.3 – Standard information field – G.992.3 Annex I  
upstream STM TPS-TC #3 NPar(3) coding – Octet 4**

		Bits						
8	7	6	5	4	3	2	1	
x	x	x	x	x	x	x	x	Net_max (maximum net data rate, bits 6 to 1)

**Table 11.34.50.4 – Standard information field – G.992.3 Annex I  
upstream STM TPS-TC #3 NPar(3) coding – Octet 5**

		Bits						
8	7	6	5	4	3	2	1	
x	x	x	x	x	x	x	x	Net_reserve (minimum reserved net data rate, bits 12 to 7)

**Table 11.34.50.5 – Standard information field – G.992.3 Annex I  
upstream STM TPS-TC #3 NPar(3) coding – Octet 6**

		Bits						
8	7	6	5	4	3	2	1	
x	x	x	x	x	x	x	x	Net_reserve (minimum reserved net data rate, bits 6 to 1)

**Table 11.34.50.6 – Standard information field – G.992.3 Annex I  
upstream STM TPS-TC #3 NPar(3) coding – Octet 7**

		Bits						
8	7	6	5	4	3	2	1	
x	x	x	x	x	x	x	x	Delay_max (maximum delay) (n milliseconds, n = 0 to 63)

**Table 11.34.50.7 – Standard information field – G.992.3 Annex I  
upstream STM TPS-TC #3 NPar(3) coding – Octet 8**

		Bits						
8	7	6	5	4	3	2	1	
x	x					x	x	Error_max (maximum bit error ratio)
x	x			x	x			INP_min (minimum impulse noise protection) (bits 2 and 1)
x	x		x					Reserved for allocation by ITU-T
x	x	x						Reserved for allocation by ITU-T

**Table 11.34.50.8 – Standard information field – G.992.3 Annex I  
upstream STM TPS-TC #3 NPar(3) coding – Octet 9**

		Bits						
8	7	6	5	4	3	2	1	
x	x	x	x	x	x	x	x	INP_min (minimum impulse noise protection) (bits 8 to 3)

**Table 11.34.50.9 – Standard information field – G.992.3 Annex I  
upstream STM TPS-TC #3 NPar(3) coding – Octet 10**

		Bits						
8	7	6	5	4	3	2	1	
x	x	x	x	x	x	x	1	CIpolicy ZERO
x	x	x	x	x	x	1	x	CIpolicy ONE
x	x	x	x	x	1	x	x	Reserved for allocation by ITU-T
x	x	x	x	1	x	x	x	Reserved for allocation by ITU-T
x	x	x	1	x	x	x	x	Reserved for allocation by ITU-T
x	x	1	x	x	x	x	x	Reserved for allocation by ITU-T
x	x	0	0	0	0	0	0	No parameters in this octet

**Table 11.34.51 – Standard information field – G.992.3 Annex I  
downstream ATM TPS-TC #3 NPar(3) coding – Octet 1**

		Bits						
8	7	6	5	4	3	2	1	
x	x	x	x	x	x	x	x	Net_min (minimum net data rate, bits 12 to 7)

**Table 11.34.51.1 – Standard information field – G.992.3 Annex I  
downstream ATM TPS-TC #3 NPar(3) coding – Octet 2**

		Bits						
8	7	6	5	4	3	2	1	
x	x	x	x	x	x	x	x	Net_min (minimum net data rate, bits 6 to 1)

**Table 11.34.51.2 – Standard information field – G.992.3 Annex I  
downstream ATM TPS-TC #3 NPar(3) coding – Octet 3**

		Bits						
8	7	6	5	4	3	2	1	
x	x	x	x	x	x	x	x	Net_max (maximum net data rate, bits 12 to 7)

**Table 11.34.51.3 – Standard information field – G.992.3 Annex I  
downstream ATM TPS-TC #3 NPar(3) coding – Octet 4**

		Bits						
8	7	6	5	4	3	2	1	
x	x	x	x	x	x	x	x	Net_max (maximum net data rate, bits 6 to 1)

**Table 11.34.51.4 – Standard information field – G.992.3 Annex I  
downstream ATM TPS-TC #3 NPar(3) coding – Octet 5**

		Bits						
8	7	6	5	4	3	2	1	
x	x	x	x	x	x	x	x	Net_reserve (minimum reserved net data rate, bits 12 to 7)

**Table 11.34.51.5 – Standard information field – G.992.3 Annex I downstream ATM TPS-TC #3 NPar(3) coding – Octet 6**

		Bits						
8	7	6	5	4	3	2	1	
x	x	x	x	x	x	x	x	G.992.3 Annex I downstream ATM TPS-TC #3 NPar(3)s – Octet 6
								Net_reserve (minimum reserved net data rate, bits 6 to 1)

**Table 11.34.51.6 – Standard information field – G.992.3 Annex I downstream ATM TPS-TC #3 NPar(3) coding – Octet 7**

		Bits						
8	7	6	5	4	3	2	1	
x	x	x	x	x	x	x	x	G.992.3 Annex I downstream ATM TPS-TC #3 NPar(3)s – Octet 7
								Delay_max (maximum delay) (n milliseconds, n = 0 to 63)

**Table 11.34.51.7 – Standard information field – G.992.3 Annex I downstream ATM TPS-TC #3 NPar(3) coding – Octet 8**

		Bits						
8	7	6	5	4	3	2	1	
x	x					x	x	G.992.3 Annex I downstream ATM TPS-TC #3 NPar(3)s – Octet 8
								Error_max (maximum bit error ratio)
x	x			x	x			INP_min (minimum impulse noise protection) (bits 2 and 1)
x	x		x					Reserved for allocation by ITU-T
x	x	x						IMA_flag

**Table 11.34.51.8 – Standard information field – G.992.3 Annex I downstream ATM TPS-TC #3 NPar(3) coding – Octet 9**

		Bits						
8	7	6	5	4	3	2	1	
x	x	x	x	x	x	x	x	G.992.3 Annex I downstream ATM TPS-TC #3 NPar(3)s – Octet 9
								INP_min (minimum impulse noise protection) (bits 8 to 3)

**Table 11.34.51.9 – Standard information field – G.992.3 Annex I downstream ATM TPS-TC #3 NPar(3) coding – Octet 10**

		Bits						
8	7	6	5	4	3	2	1	
x	x	x	x	x	x	x	1	G.992.3 Annex I downstream ATM TPS-TC #3 NPar(3)s – Octet 10
								Cipolicy ZERO
x	x	x	x	x	x	1	x	Cipolicy ONE
x	x	x	x	x	1	x	x	Reserved for allocation by ITU-T
x	x	x	x	1	x	x	x	Reserved for allocation by ITU-T
x	x	x	1	x	x	x	x	Reserved for allocation by ITU-T
x	x	1	x	x	x	x	x	Reserved for allocation by ITU-T
x	x	0	0	0	0	0	0	No parameters in this octet

**Table 11.34.52 – Standard information field – G.992.3 Annex I upstream ATM TPS-TC #3 NPar(3) coding – Octet 1**

		Bits						
8	7	6	5	4	3	2	1	
x	x	x	x	x	x	x	x	G.992.3 Annex I upstream ATM TPS-TC #3 NPar(3)s – Octet 1
								Net_min (minimum net data rate, bits 12 to 7)

**Table 11.34.52.1 – Standard information field – G.992.3 Annex I  
upstream ATM TPS-TC #3 NPar(3) coding – Octet 2**

		Bits						
8	7	6	5	4	3	2	1	
x	x	x	x	x	x	x	x	Net_min (minimum net data rate, bits 6 to 1)

**Table 11.34.52.2 – Standard information field – G.992.3 Annex I  
upstream ATM TPS-TC #3 NPar(3) coding – Octet 3**

		Bits						
8	7	6	5	4	3	2	1	
x	x	x	x	x	x	x	x	Net_max (maximum net data rate, bits 12 to 7)

**Table 11.34.52.3 – Standard information field – G.992.3 Annex I  
upstream ATM TPS-TC #3 NPar(3) coding – Octet 4**

		Bits						
8	7	6	5	4	3	2	1	
x	x	x	x	x	x	x	x	Net_max (maximum net data rate, bits 6 to 1)

**Table 11.34.52.4 – Standard information field – G.992.3 Annex I  
upstream ATM TPS-TC #3 NPar(3) coding – Octet 5**

		Bits						
8	7	6	5	4	3	2	1	
x	x	x	x	x	x	x	x	Net_reserve (minimum reserved net data rate, bits 12 to 7)

**Table 11.34.52.5 – Standard information field – G.992.3 Annex I  
upstream ATM TPS-TC #3 NPar(3) coding – Octet 6**

		Bits						
8	7	6	5	4	3	2	1	
x	x	x	x	x	x	x	x	Net_reserve (minimum reserved net data rate, bits 6 to 1)

**Table 11.34.52.6 – Standard information field – G.992.3 Annex I  
upstream ATM TPS-TC #3 NPar(3) coding – Octet 7**

		Bits						
8	7	6	5	4	3	2	1	
x	x	x	x	x	x	x	x	Delay_max (maximum delay) (n milliseconds, n = 0 to 63)

**Table 11.34.52.7 – Standard information field – G.992.3 Annex I  
upstream ATM TPS-TC #3 NPar(3) coding – Octet 8**

		Bits						
8	7	6	5	4	3	2	1	
x	x					x	x	Error_max (maximum bit error ratio)
x	x			x	x			INP_min (minimum impulse noise protection) (bits 2 and 1)
x	x		x					Reserved for allocation by ITU-T
x	x	x						IMA_flag



**Table 11.34.52.8 – Standard information field – G.992.3 Annex I  
upstream ATM TPS-TC #3 NPar(3) coding – Octet 9**

		Bits						
8	7	6	5	4	3	2	1	
x	x	x	x	x	x	x	x	G.992.3 Annex I upstream ATM TPS-TC #3 NPar(3)s – Octet 9
								INP_min (minimum impulse noise protection) (bits 8 to 3)

**Table 11.34.52.9 – Standard information field – G.992.3 Annex I  
upstream ATM TPS-TC #3 NPar(3) coding – Octet 10**

		Bits						
8	7	6	5	4	3	2	1	
x	x	x	x	x	x	x	1	G.992.3 Annex I upstream ATM TPS-TC #3 NPar(3)s – Octet 10
								CIpolicy ZERO
								CIpolicy ONE
								Reserved for allocation by ITU-T
								Reserved for allocation by ITU-T
								Reserved for allocation by ITU-T
								Reserved for allocation by ITU-T
								No parameters in this octet

**Table 11.34.53 – Standard information field – G.992.3 Annex I  
downstream PTM TPS-TC #3 NPar(3) coding – Octet 1**

		Bits						
8	7	6	5	4	3	2	1	
x	x	x	x	x	x	x	x	G.992.3 Annex I downstream PTM TPS-TC #3 NPar(3)s – Octet 1
								Net_min (minimum net data rate, bits 12 to 7)

**Table 11.34.53.1 – Standard information field – G.992.3 Annex I  
downstream PTM TPS-TC #3 NPar(3) coding – Octet 2**

		Bits						
8	7	6	5	4	3	2	1	
x	x	x	x	x	x	x	x	G.992.3 Annex I downstream PTM TPS-TC #3 NPar(3)s – Octet 2
								Net_min (minimum net data rate, bits 6 to 1)

**Table 11.34.53.2 – Standard information field – G.992.3 Annex I  
downstream PTM TPS-TC #3 NPar(3) coding – Octet 3**

		Bits						
8	7	6	5	4	3	2	1	
x	x	x	x	x	x	x	x	G.992.3 Annex I downstream PTM TPS-TC #3 NPar(3)s – Octet 3
								Net_max (maximum net data rate, bits 12 to 7)

**Table 11.34.53.3 – Standard information field – G.992.3 Annex I  
downstream PTM TPS-TC #3 NPar(3) coding – Octet 4**

		Bits						
8	7	6	5	4	3	2	1	
x	x	x	x	x	x	x	x	G.992.3 Annex I downstream PTM TPS-TC #3 NPar(3)s – Octet 4
								Net_max (maximum net data rate, bits 6 to 1)

**Table 11.34.53.4 – Standard information field – G.992.3 Annex I downstream PTM TPS-TC #3 NPar(3) coding – Octet 5**

		Bits						
8	7	6	5	4	3	2	1	
x	x	x	x	x	x	x	x	Net_reserve (minimum reserved net data rate, bits 12 to 7)

**Table 11.34.53.5 – Standard information field – G.992.3 Annex I downstream PTM TPS-TC #3 NPar(3) coding – Octet 6**

		Bits						
8	7	6	5	4	3	2	1	
x	x	x	x	x	x	x	x	Net_reserve (minimum reserved net data rate, bits 6 to 1)

**Table 11.34.53.6 – Standard information field – G.992.3 Annex I downstream PTM TPS-TC #3 NPar(3) coding – Octet 7**

		Bits						
8	7	6	5	4	3	2	1	
x	x	x	x	x	x	x	x	Delay_max (maximum delay) (n milliseconds, n = 0 to 63)

**Table 11.34.53.7 – Standard information field – G.992.3 Annex I downstream PTM TPS-TC #3 NPar(3) coding – Octet 8**

		Bits						
8	7	6	5	4	3	2	1	
x	x					x	x	Error_max (maximum bit error ratio)
x	x			x	x			INP_min (minimum impulse noise protection) (bits 2 and 1)
x	x		x					Reserved for allocation by ITU-T
x	x	x						Reserved for allocation by ITU-T

**Table 11.34.53.8 – Standard information field – G.992.3 Annex I downstream PTM TPS-TC #3 NPar(3) coding – Octet 9**

		Bits						
8	7	6	5	4	3	2	1	
x	x	x	x	x	x	x	x	INP_min (minimum impulse noise protection) (bits 8 to 3)

**Table 11.34.53.9 – Standard information field – G.992.3 Annex I downstream PTM TPS-TC #3 NPar(3) coding – Octet 10**

		Bits						
8	7	6	5	4	3	2	1	
x	x	x	x	x	x	x	1	HDLC encapsulation
x	x	x	x	x	x	1	x	Reserved by ITU-T
x	x	x	x	x	1	x	x	Reserved by ITU-T
x	x	x	x	1	x	x	x	64/65-octet encapsulation with short packets
x	x	x	1	x	x	x	x	64/65-octet encapsulation with pre-emption
x	x	1	x	x	x	x	x	64/65-octet encapsulation supported

**Table 11.34.53.10 – Standard information field – G.992.3 Annex I  
downstream PTM TPS-TC #3 NPar(3) coding – Octet 11**

Bits		G.992.3 Annex I downstream PTM TPS-TC #3 NPar(3)s – Octet 11						
8	7	6	5	4	3	2	1	
x	x	x	x	x	x	x	1	CIpolicy ZERO
x	x	x	x	x	x	1	x	CIpolicy ONE
x	x	x	x	x	1	x	x	Reserved for allocation by ITU-T
x	x	x	x	1	x	x	x	Reserved for allocation by ITU-T
x	x	x	1	x	x	x	x	Reserved for allocation by ITU-T
x	x	1	x	x	x	x	x	Reserved for allocation by ITU-T
x	x	0	0	0	0	0	0	No parameters in this octet

**Table 11.34.54 – Standard information field – G.992.3 Annex I  
upstream PTM TPS-TC #3 NPar(3) coding – Octet 1**

Bits		G.992.3 Annex I upstream PTM TPS-TC #3 NPar(3)s – Octet 1						
8	7	6	5	4	3	2	1	
x	x	x	x	x	x	x	x	Net_min (minimum net data rate, bits 12 to 7)

**Table 11.34.54.1 – Standard information field – G.992.3 Annex I  
upstream PTM TPS-TC #3 NPar(3) coding – Octet 2**

Bits		G.992.3 Annex I upstream PTM TPS-TC #3 NPar(3)s – Octet 2						
8	7	6	5	4	3	2	1	
x	x	x	x	x	x	x	x	Net_min (minimum net data rate, bits 6 to 1)

**Table 11.34.54.2 – Standard information field – G.992.3 Annex I  
upstream PTM TPS-TC #3 NPar(3) coding – Octet 3**

Bits		G.992.3 Annex I upstream PTM TPS-TC #3 NPar(3)s – Octet 3						
8	7	6	5	4	3	2	1	
x	x	x	x	x	x	x	x	Net_max (maximum net data rate, bits 12 to 7)

**Table 11.34.54.3 – Standard information field – G.992.3 Annex I  
upstream PTM TPS-TC #3 NPar(3) coding – Octet 4**

Bits		G.992.3 Annex I upstream PTM TPS-TC #3 NPar(3)s – Octet 4						
8	7	6	5	4	3	2	1	
x	x	x	x	x	x	x	x	Net_max (maximum net data rate, bits 6 to 1)

**Table 11.34.54.4 – Standard information field – G.992.3 Annex I  
upstream PTM TPS-TC #3 NPar(3) coding – Octet 5**

Bits		G.992.3 Annex I upstream PTM TPS-TC #3 NPar(3)s – Octet 5						
8	7	6	5	4	3	2	1	
x	x	x	x	x	x	x	x	Net_reserve (minimum reserved net data rate, bits 12 to 7)

**Table 11.34.54.5 – Standard information field – G.992.3 Annex I  
upstream PTM TPS-TC #3 NPar(3) coding – Octet 6**

		Bits						
8	7	6	5	4	3	2	1	
x	x	x	x	x	x	x	x	Net_reserve (minimum reserved net data rate, bits 6 to 1)

**Table 11.34.54.6 – Standard information field – G.992.3 Annex I  
upstream PTM TPS-TC #3 NPar(3) coding – Octet 7**

		Bits						
8	7	6	5	4	3	2	1	
x	x	x	x	x	x	x	x	Delay_max (maximum delay) (n milliseconds, n = 0 to 63)

**Table 11.34.54.7 – Standard information field – G.992.3 Annex I  
upstream PTM TPS-TC #3 NPar(3) coding – Octet 8**

		Bits						
8	7	6	5	4	3	2	1	
x	x					x	x	Error_max (maximum bit error ratio)
x	x			x	x			INP_min (minimum impulse noise protection) (bits 2 and 1)
x	x		x					Reserved for allocation by ITU-T
x	x	x						Reserved for allocation by ITU-T

**Table 11.34.54.8 – Standard information field – G.992.3 Annex I  
upstream PTM TPS-TC #3 NPar(3) coding – Octet 9**

		Bits						
8	7	6	5	4	3	2	1	
x	x	x	x	x	x	x	x	INP_min (minimum impulse noise protection) (bits 8 to 3)

**Table 11.34.54.9 – Standard information field – G.992.3 Annex I  
upstream PTM TPS-TC #3 NPar(3) coding – Octet 10**

		Bits						
8	7	6	5	4	3	2	1	
x	x	x	x	x	x	x	1	HDLC encapsulation
x	x	x	x	x	x	1	x	Reserved by ITU-T
x	x	x	x	x	1	x	x	Reserved by ITU-T
x	x	x	x	1	x	x	x	64/65-octet encapsulation with short packets
x	x	x	1	x	x	x	x	64/65-octet encapsulation with pre-emption
x	x	1	x	x	x	x	x	64/65-octet encapsulation supported

**Table 11.34.54.10 – Standard information field – G.992.3 Annex I  
upstream PTM TPS-TC #3 NPar(3) coding – Octet 11**

		Bits						
8	7	6	5	4	3	2	1	
x	x	x	x	x	x	x	1	CIpolicy ZERO
x	x	x	x	x	x	1	x	CIpolicy ONE
x	x	x	x	x	1	x	x	Reserved for allocation by ITU-T
x	x	x	x	1	x	x	x	Reserved for allocation by ITU-T
x	x	x	1	x	x	x	x	Reserved for allocation by ITU-T
x	x	1	x	x	x	x	x	Reserved for allocation by ITU-T
x	x	0	0	0	0	0	0	No parameters in this octet

**Table 11.34.55 – Standard information field – G.992.3 Annex I  
downstream PMS-TC latency path #3 NPar(3) coding – Octet 1**

		Bits						
8	7	6	5	4	3	2	1	
x	x	x	x	x	x	x	x	Net_max (maximum net data rate, bits 12 to 7)

**Table 11.34.55.1 – Standard information field – G.992.3 Annex I  
downstream PMS-TC latency path #3 NPar(3) coding – Octet 2**

		Bits						
8	7	6	5	4	3	2	1	
x	x	x	x	x	x	x	x	Net_max (maximum net data rate, bits 6 to 1)

**Table 11.34.55.2 – Standard information field – G.992.3 Annex I  
downstream PMS-TC latency path #3 NPar(3) coding – Octet 3**

		Bits						
8	7	6	5	4	3	2	1	
x	x			x	x	x	x	$R_{3\max}$ value ( $2^n$ , $n = 0$ to $15$ )
x	x	x	x					Reserved for allocation by ITU-T

**Table 11.34.55.3 – Standard information field – G.992.3 Annex I  
downstream PMS-TC latency path #3 NPar(3) coding – Octet 4**

		Bits						
8	7	6	5	4	3	2	1	
x	x				x	x	x	$D_{3\max}$ value ( $2^n$ , $n = 0$ to $7$ )
x	x	x	x	x				Reserved for allocation by ITU-T

**Table 11.34.56 – Standard information field – G.992.3 Annex I  
upstream PMS-TC latency path #3 NPar(3) coding – Octet 1**

		Bits						
8	7	6	5	4	3	2	1	
x	x	x	x	x	x	x	x	Net_max (maximum net data rate, bits 12 to 7)

**Table 11.34.56.1 – Standard information field – G.992.3 Annex I upstream PMS-TC latency path #3 NPar(3) coding – Octet 2**

Bits							G.992.3 Annex I upstream PMS-TC latency path #3 NPar(3)s – Octet 2
8	7	6	5	4	3	2	1
x	x	x	x	x	x	x	x
Net_max (maximum net data rate, bits 6 to 1)							

**Table 11.34.56.2 – Standard information field – G.992.3 Annex I upstream PMS-TC latency path #3 NPar(3) coding – Octet 3**

Bits							G.992.3 Annex I upstream PMS-TC latency path #3 NPar(3)s – Octet 3
8	7	6	5	4	3	2	1
x	x			x	x	x	x
x	x	x	x				
R <sub>3_max</sub> value (2 * n, n = 0 to 15)							
Reserved for allocation by ITU-T							

**Table 11.34.56.3 – Standard information field – G.992.3 Annex I upstream PMS-TC latency path #3 NPar(3) coding – Octet 4**

Bits							G.992.3 Annex I upstream PMS-TC latency path #3 NPar(3)s – Octet 4
8	7	6	5	4	3	2	1
x	x				x	x	x
x	x	x	x	x			
D <sub>3_max</sub> value (2 <sup>n</sup> , n = 0 to 7)							
Reserved for allocation by ITU-T							

#### 9.4.18 G.992.3 Annex J Par(2)/Par(3) parameters

**Table 11.35 – Standard information field – G.992.3 Annex J NPar(2) coding**

Bits							G.992.3 Annex J NPar(2)s
8	7	6	5	4	3	2	1
x	x	x	x	x	x	x	1
x	x	x	x	x	x	1	x
x	x	x	x	1	x	x	x
x	x	x	x	1	x	x	x
x	x	x	1	x	x	x	x
x	x	1	x	x	x	x	x
x	x	0	0	0	0	0	0
No parameters in this octet							

**Table 11.36 – Standard information field – G.992.3 Annex J SPar(2) coding – Octet 1**

Bits							G.992.3 Annex J SPar(2)s – Octet 1
8	7	6	5	4	3	2	1
x	x	x	x	x	x	x	1
x	x	x	x	x	x	1	x
x	x	x	x	1	x	x	x
x	x	x	x	1	x	x	x
x	x	x	1	x	x	x	x
x	x	1	x	x	x	x	x
x	x	0	0	0	0	0	0
No parameters in this octet							

**Table 11.36.0.1 – Standard information field – G.992.3 Annex J SPar(2) coding – Octet 2**

		Bits						G.992.3 Annex J SPar(2)s – Octet 2
8	7	6	5	4	3	2	1	
x	x	x	x	x	x	x	1	Downstream overhead data rate
x	x	x	x	x	x	1	x	Upstream overhead data rate
x	x	x	x	x	1	x	x	Maximum number of downstream TPS-TC functions of each type
x	x	x	x	1	x	x	x	Maximum number of upstream TPS-TC functions of each type
x	x	x	1	x	x	x	x	Submode PSD shape
x	x	1	x	x	x	x	x	Reserved for allocation by ITU-T
x	x	0	0	0	0	0	0	No parameters in this octet

**Table 11.36.0.2 – Standard information field – G.992.3 Annex J SPar(2) coding – Octet 3**

		Bits						G.992.3 Annex J SPar(2)s – Octet 3
8	7	6	5	4	3	2	1	
x	x	x	x	x	x	x	1	Downstream STM TPS-TC #0
x	x	x	x	x	x	1	x	Upstream STM TPS-TC #0
x	x	x	x	x	1	x	x	Downstream ATM TPS-TC #0
x	x	x	x	1	x	x	x	Upstream ATM TPS-TC #0
x	x	x	1	x	x	x	x	Downstream PTM TPS-TC #0
x	x	1	x	x	x	x	x	Upstream PTM TPS-TC #0
x	x	0	0	0	0	0	0	No parameters in this octet

**Table 11.36.0.3 – Standard information field – G.992.3 Annex J SPar(2) coding – Octet 4**

		Bits						G.992.3 Annex J SPar(2)s – Octet 4
8	7	6	5	4	3	2	1	
x	x	x	x	x	x	x	1	Downstream PMS-TC latency path #0 supported
x	x	x	x	x	x	1	x	Upstream PMS-TC latency path #0 supported
x	x	x	x	x	1	x	x	Reserved for allocation by ITU-T
x	x	x	x	1	x	x	x	Reserved for allocation by ITU-T
x	x	x	1	x	x	x	x	Reserved for allocation by ITU-T
x	x	1	x	x	x	x	x	Reserved for allocation by ITU-T
x	x	0	0	0	0	0	0	No parameters in this octet

**Table 11.36.0.4 – Standard information field – G.992.3 Annex J SPar(2) coding – Octet 5**

		Bits						G.992.3 Annex J SPar(2)s – Octet 5
8	7	6	5	4	3	2	1	
x	x	x	x	x	x	x	1	Downstream STM TPS-TC #1
x	x	x	x	x	x	1	x	Upstream STM TPS-TC #1
x	x	x	x	x	1	x	x	Downstream ATM TPS-TC #1
x	x	x	x	1	x	x	x	Upstream ATM TPS-TC #1
x	x	x	1	x	x	x	x	Downstream PTM TPS-TC #1
x	x	1	x	x	x	x	x	Upstream PTM TPS-TC #1
x	x	0	0	0	0	0	0	No parameters in this octet

**Table 11.36.0.5 – Standard information field – G.992.3 Annex J SPar(2) coding – Octet 6**

		Bits						
		6	5	4	3	2	1	G.992.3 Annex J SPar(2)s – Octet 6
8	7							
x	x	x	x	x	x	x	1	Downstream PMS-TC latency path #1 supported
x	x	x	x	x	x	1	x	Upstream PMS-TC latency path #1 supported
x	x	x	x	x	1	x	x	Reserved for allocation by ITU-T
x	x	x	x	1	x	x	x	Reserved for allocation by ITU-T
x	x	x	1	x	x	x	x	Reserved for allocation by ITU-T
x	x	1	x	x	x	x	x	Reserved for allocation by ITU-T
x	x	0	0	0	0	0	0	No parameters in this octet

**Table 11.36.0.6 – Standard information field – G.992.3 Annex J SPar(2) coding – Octet 7**

		Bits						
		6	5	4	3	2	1	G.992.3 Annex J SPar(2)s – Octet 7
8	7							
x	x	x	x	x	x	x	1	Downstream STM TPS-TC #2
x	x	x	x	x	x	1	x	Upstream STM TPS-TC #2
x	x	x	x	x	1	x	x	Downstream ATM TPS-TC #2
x	x	x	x	1	x	x	x	Upstream ATM TPS-TC #2
x	x	x	1	x	x	x	x	Downstream PTM TPS-TC #2
x	x	1	x	x	x	x	x	Upstream PTM TPS-TC #2
x	x	0	0	0	0	0	0	No parameters in this octet

**Table 11.36.0.7 – Standard information field – G.992.3 Annex J SPar(2) coding – Octet 8**

		Bits						
		6	5	4	3	2	1	G.992.3 Annex J SPar(2)s – Octet 8
8	7							
x	x	x	x	x	x	x	1	Downstream PMS-TC latency path #2 supported
x	x	x	x	x	x	1	x	Upstream PMS-TC latency path #2 supported
x	x	x	x	x	1	x	x	Reserved for allocation by ITU-T
x	x	x	x	1	x	x	x	Reserved for allocation by ITU-T
x	x	x	1	x	x	x	x	Reserved for allocation by ITU-T
x	x	1	x	x	x	x	x	Reserved for allocation by ITU-T
x	x	0	0	0	0	0	0	No parameters in this octet

**Table 11.36.0.8 – Standard information field – G.992.3 Annex J SPar(2) coding – Octet 9**

		Bits						
		6	5	4	3	2	1	G.992.3 Annex J SPar(2)s – Octet 9
8	7							
x	x	x	x	x	x	x	1	Downstream STM TPS-TC #3
x	x	x	x	x	x	1	x	Upstream STM TPS-TC #3
x	x	x	x	x	1	x	x	Downstream ATM TPS-TC #3
x	x	x	x	1	x	x	x	Upstream ATM TPS-TC #3
x	x	x	1	x	x	x	x	Downstream PTM TPS-TC #3
x	x	1	x	x	x	x	x	Upstream PTM TPS-TC #3
x	x	0	0	0	0	0	0	No parameters in this octet



**Table 11.36.0.9 – Standard information field – G.992.3 Annex J SPar(2) coding – Octet 10**

		Bits						G.992.3 Annex J SPar(2)s – Octet 10
8	7	6	5	4	3	2	1	
x	x	x	x	x	x	x	1	Downstream PMS-TC latency path #3 supported
x	x	x	x	x	x	1	x	Upstream PMS-TC latency path #3 supported
x	x	x	x	x	1	x	x	Reserved for allocation by ITU-T
x	x	x	x	1	x	x	x	Reserved for allocation by ITU-T
x	x	x	1	x	x	x	x	Reserved for allocation by ITU-T
x	x	1	x	x	x	x	x	Reserved for allocation by ITU-T
x	x	0	0	0	0	0	0	No parameters in this octet

**Table 11.36.1 – Standard information field – G.992.3 Annex J spectrum bounds upstream NPar(3) coding – Octet 1**

		Bits						G.992.3 Annex J spectrum bounds upstream NPar(3)s – Octet 1
8	7	6	5	4	3	2	1	
x	x	0	0	0	x	x	x	NOMPSDus (bits 9 to 7)

**Table 11.36.1.1 – Standard information field – G.992.3 Annex J spectrum bounds upstream NPar(3) coding – Octet 2**

		Bits						G.992.3 Annex J spectrum bounds upstream NPar(3)s – Octet 2
8	7	6	5	4	3	2	1	
x	x	x	x	x	x	x	x	NOMPSDus (bits 6 to 1)

**Table 11.36.1.2 – Standard information field – G.992.3 Annex J spectrum bounds upstream NPar(3) coding – Octet 3**

		Bits						G.992.3 Annex J spectrum bounds upstream NPar(3)s – Octet 3
8	7	6	5	4	3	2	1	
x	x	0	0	0	x	x	x	MAXNOMPSDus (bits 9 to 7)

**Table 11.36.1.3 – Standard information field – G.992.3 Annex J spectrum bounds upstream NPar(3) coding – Octet 4**

		Bits						G.992.3 Annex J spectrum bounds upstream NPar(3)s – Octet 4
8	7	6	5	4	3	2	1	
x	x	x	x	x	x	x	x	MAXNOMPSDus (bits 6 to 1)

**Table 11.36.1.4 – Standard information field – G.992.3 Annex J spectrum bounds upstream NPar(3) coding – Octet 5**

		Bits						G.992.3 Annex J spectrum bounds upstream NPar(3)s – Octet 5
8	7	6	5	4	3	2	1	
x	x	0	0	0	x	x	x	MAXNOMATPus (bits 9 to 7)

**Table 11.36.1.5 – Standard information field – G.992.3 Annex J  
spectrum bounds upstream NPar(3) coding – Octet 6**

		Bits						
8	7	6	5	4	3	2	1	
x	x	x	x	x	x	x	x	G.992.3 Annex J spectrum bounds upstream NPar(3)s – Octet 6
								MAXNOMATPus (bits 6 to 1)

**Table 11.36.2 – Standard information field – G.992.3 Annex J  
spectrum shaping upstream NPar(3) coding – Octet 1**

		Bits						
8	7	6	5	4	3	2	1	
x	x	x	x	x	x	x	x	G.992.3 Annex J spectrum shaping upstream NPar(3)s – Octet 1
								"First" subcarrier index i (bits 12 to 7)

**Table 11.36.2.1 – Standard information field – G.992.3 Annex J  
spectrum shaping upstream NPar(3) coding – Octet 2**

		Bits						
8	7	6	5	4	3	2	1	
x	x	x	x	x	x	x	x	G.992.3 Annex J spectrum shaping upstream NPar(3)s – Octet 2
								"First" subcarrier index i (bits 6 to 1)

**Table 11.36.2.2 – Standard information field – G.992.3 Annex J  
spectrum shaping upstream NPar(3) coding – Octet 3**

		Bits						
8	7	6	5	4	3	2	1	
		x						G.992.3 Annex J spectrum shaping upstream NPar(3)s – Octet 3
x	x		0	0	0	0	x	"First" subcarrier in supported set
								"First" log_tssi (bit 7)

**Table 11.36.2.3 – Standard information field – G.992.3 Annex J  
spectrum shaping upstream NPar(3) coding – Octet 4**

		Bits						
8	7	6	5	4	3	2	1	
x	x	x	x	x	x	x	x	G.992.3 Annex J spectrum shaping upstream NPar(3)s – Octet 4
								"First" log_tss <sub>i</sub> (bits 6 to 1)

**Table 11.36.2.4\*(j-1) – Standard information field – G.992.3 Annex J  
spectrum shaping upstream NPar(3) coding – Octet 4\*(j-1)+1**

		Bits						
8	7	6	5	4	3	2	1	
x	x	x	x	x	x	x	x	G.992.3 Annex J spectrum shaping upstream NPar(3)s – Octet 4*(j-1)+1
								"Last" subcarrier index i (bits 12 to 7)

NOTE – j is the number of subcarrier indices used to specify the spectral shape.

**Table 11.36.2.4\*(j-1)+1 – Standard information field – G.992.3 Annex J  
spectrum shaping upstream NPar(3) coding – Octet 4\*(j-1)+2**

8		7		Bits							
x		x		6	5	4	3	2	1		
				x	x	x	x	x	x	G.992.3 Annex J spectrum shaping upstream NPar(3)s – Octet 4*(j-1)+2	
											"Last" subcarrier index i (bits 6 to 1)

NOTE – j is the number of subcarrier indices used to specify the spectral shape.

**Table 11.36.2.4\*(j-1)+2 – Standard information field – G.992.3 Annex J  
spectrum shaping upstream NPar(3) coding – Octet 4\*(j-1)+3**

8		7		Bits							
x		x		6	5	4	3	2	1		
				x						G.992.3 Annex J spectrum shaping upstream NPar(3)s – Octet 4*(j-1)+3	
											"Last" subcarrier in supported set
				0	0	0	0	0	x	"Last" log <sub>2</sub> tss <sub>i</sub> (bit 7)	

NOTE – j is the number of subcarrier indices used to specify the spectral shape.

**Table 11.36.2.4\*(j-1)+3 – Standard information field – G.992.3 Annex J  
spectrum shaping upstream NPar(3) coding – Octet 4\*(j-1)+4**

8		7		Bits							
x		x		6	5	4	3	2	1		
				x	x	x	x	x	x	G.992.3 Annex J spectrum shaping upstream NPar(3)s – Octet 4*(j-1)+4	
											"Last" log <sub>2</sub> tss <sub>i</sub> (bits 6 to 1)

**Table 11.36.3 – Standard information field – G.992.3 Annex J  
spectrum bounds downstream NPar(3) coding – Octet 1**

8		7		Bits							
x		x		6	5	4	3	2	1		
				0	0	0	x	x	x	G.992.3 Annex J spectrum bounds downstream NPar(3)s – Octet 1	
											NOMPSDds (bits 9 to 7)

**Table 11.36.3.1 – Standard information field – G.992.3 Annex J  
spectrum bounds downstream NPar(3) coding – Octet 2**

8		7		Bits							
x		x		6	5	4	3	2	1		
				x	x	x	x	x	x	G.992.3 Annex J spectrum bounds downstream NPar(3)s – Octet 2	
											NOMPSDds (bits 6 to 1)

**Table 11.36.3.2 – Standard information field – G.992.3 Annex J  
spectrum bounds downstream NPar(3) coding – Octet 3**

8		7		Bits							
x		x		6	5	4	3	2	1		
				0	0	0	x	x	x	G.992.3 Annex J spectrum bounds downstream NPar(3)s – Octet 3	
											MAXNOMPSDds (bits 9 to 7)

**Table 11.36.3.3 – Standard information field – G.992.3 Annex J spectrum bounds downstream NPar(3) coding – Octet 4**

		Bits						
8	7	6	5	4	3	2	1	
x	x	x	x	x	x	x	x	G.992.3 Annex J spectrum bounds downstream NPar(3)s – Octet 4 MAXNOMPSDds (bits 6 to 1)

**Table 11.36.3.4 – Standard information field – G.992.3 Annex J spectrum bounds downstream NPar(3) coding – Octet 5**

		Bits						
8	7	6	5	4	3	2	1	
x	x	0	0	0	x	x	x	G.992.3 Annex J spectrum bounds downstream NPar(3)s – Octet 5 MAXNOMATPds (bits 9 to 7)

**Table 11.36.3.5 – Standard information field – G.992.3 Annex J spectrum bounds downstream NPar(3) coding – Octet 6**

		Bits						
8	7	6	5	4	3	2	1	
x	x	x	x	x	x	x	x	G.992.3 Annex J spectrum bounds downstream NPar(3)s – Octet 6 MAXNOMATPds (bits 6 to 1)

**Table 11.36.4 – Standard information field – G.992.3 Annex J spectrum shaping downstream NPar(3) coding – Octet 1**

		Bits						
8	7	6	5	4	3	2	1	
x	x	x	x	x	x	x	x	G.992.3 Annex J spectrum shaping downstream NPar(3)s – Octet 1 "First" subcarrier index i (bits 12 to 7)

**Table 11.36.4.1 – Standard information field – G.992.3 Annex J spectrum shaping downstream NPar(3) coding – Octet 2**

		Bits						
8	7	6	5	4	3	2	1	
x	x	x	x	x	x	x	x	G.992.3 Annex J spectrum shaping downstream NPar(3)s – Octet 2 "First" subcarrier index i (bits 6 to 1)

**Table 11.36.4.2 – Standard information field – G.992.3 Annex J spectrum shaping downstream NPar(3) coding – Octet 3**

		Bits						
8	7	6	5	4	3	2	1	
		x						G.992.3 Annex J spectrum shaping downstream NPar(3)s – Octet 3 "First" subcarrier in supported set
x	x	0	0	0	0	0	x	"First" log <sub>2</sub> tss <sub>i</sub> (bit 7)

**Table 11.36.4.3 – Standard information field – G.992.3 Annex J spectrum shaping downstream NPar(3) coding – Octet 4**

		Bits						
8	7	6	5	4	3	2	1	
x	x	x	x	x	x	x	x	G.992.3 Annex J spectrum shaping downstream NPar(3)s – Octet 4 "First" log <sub>2</sub> tss <sub>i</sub> (bits 6 to 1)

**Table 11.36.4.4\*(j-1) – Standard information field – G.992.3 Annex J spectrum shaping downstream NPar(3) coding – Octet 4\*(j-1)+1**

8		7		Bits						
				6	5	4	3	2	1	G.992.3 Annex J spectrum shaping downstream NPar(3)s – Octet 4*(j-1)+1
x	x	x	x	x	x	x	x	x	x	"Last" subcarrier index i (bits 12 to 7)

NOTE – j is the number of subcarrier indices used to specify the spectral shape.

**Table 11.36.4.4\*(j-1)+1 – Standard information field – G.992.3 Annex J spectrum shaping downstream NPar(3) coding – Octet 4\*(j-1)+2**

8		7		Bits						
				6	5	4	3	2	1	G.992.3 Annex J spectrum shaping downstream NPar(3)s – Octet 4*(j-1)+2
x	x	x	x	x	x	x	x	x	x	"Last" subcarrier index i (bits 6 to 1)

NOTE – j is the number of subcarrier indices used to specify the spectral shape.

**Table 11.36.4.4\*(j-1)+2 – Standard information field – G.992.3 Annex J spectrum shaping downstream NPar(3) coding – Octet 4\*(j-1)+3**

8		7		Bits						
				6	5	4	3	2	1	G.992.3 Annex J spectrum shaping downstream NPar(3)s – Octet 4*(j-1)+3
				x						"Last" subcarrier in supported set
x	x			0	0	0	0	0	x	"Last" log <sub>2</sub> tss <sub>i</sub> (bit 7)

NOTE – j is the number of subcarrier indices used to specify the spectral shape.

**Table 11.36.4.4\*(j-1)+3 – Standard information field – G.992.3 Annex J spectrum shaping downstream NPar(3) coding – Octet 4\*(j-1)+4**

8		7		Bits						
				6	5	4	3	2	1	G.992.3 Annex J spectrum shaping downstream NPar(3)s – Octet 4*(j-1)+4
x	x	x	x	x	x	x	x	x	x	"Last" log <sub>2</sub> tss <sub>i</sub> (bits 6 to 1)

**Table 11.36.5 – Standard information field – G.992.3 Annex J transmit signal images above the Nyquist frequency NPar(3) coding**

8		7		Bits						
				6	5	4	3	2	1	G.992.3 Annex J transmit signal images above the Nyquist frequency NPar(3)s
x	x	x	x	x	x	x	x			IDFT size N
x	x							x	x	IFFT fill

**Table 11.36.6 – Standard information field – G.992.3 Annex J  
submode PSD mask NPar(3) coding – Octet 1**

		Bits						
8	7	6	5	4	3	2	1	G.992.3 Annex J submode PSD mask NPar(3)s – Octet 1
x	x	x	x	x	x	x	1	ADLU-32 supported
x	x	x	x	x	x	1	x	ADLU-36 supported
x	x	x	x	x	1	x	x	ADLU-40 supported
x	x	x	x	1	x	x	x	ADLU-44 supported
x	x	x	1	x	x	x	x	ADLU-48 supported
x	x	1	x	x	x	x	x	ADLU-52 supported
x	x	0	0	0	0	0	0	No parameters in this octet

**Table 11.36.6.1 – Standard information field – G.992.3 Annex J  
submode PSD mask NPar(3) coding – Octet 2**

		Bits						
8	7	6	5	4	3	2	1	G.992.3 Annex J submode PSD mask NPar(3)s – Octet 2
x	x	x	x	x	x	x	1	ADLU-56 supported
x	x	x	x	x	x	1	x	ADLU-60 supported
x	x	x	x	x	1	x	x	ADLU-64 supported
x	x	x	x	1	x	x	x	Reserved for allocation by ITU-T
x	x	x	1	x	x	x	x	Reserved for allocation by ITU-T
x	x	1	x	x	x	x	x	Reserved for allocation by ITU-T
x	x	0	0	0	0	0	0	No parameters in this octet

**Table 11.36.7 – Standard information field – G.992.3 Annex J  
downstream overhead data rate NPar(3) coding**

		Bits						
8	7	6	5	4	3	2	1	G.992.3 Annex J downstream overhead data rate NPar(3)s
x	x	x	x	x	x	x	x	Minimum overhead data rate $((n+1) * 1 \text{ kbit/s}, n = 3 \text{ to } 63)$

**Table 11.36.8 – Standard information field – G.992.3 Annex J  
upstream overhead data rate NPar(3) coding**

		Bits						
8	7	6	5	4	3	2	1	G.992.3 Annex J upstream overhead data rate NPar(3)s
x	x	x	x	x	x	x	x	Minimum overhead data rate $((n+1) * 1 \text{ kbit/s}, n = 3 \text{ to } 63)$

**Table 11.36.9 – Standard information field – G.992.3 Annex J  
maximum number of downstream TPS-TC functions of each type NPar(3) coding – Octet 1**

		Bits						
8	7	6	5	4	3	2	1	G.992.3 Annex J maximum number of downstream TPS-TC functions of each type NPar(3)s – Octet 1
x	x				x	x	x	Maximum number of downstream STM TPS-TCs (n = 0 to 4)
x	x	x	x	x				Maximum number of downstream ATM TPS-TCs (n = 0 to 4)

**Table 11.36.9.1 – Standard information field – G.992.3 Annex J  
maximum number of downstream TPS-TC functions of each type NPar(3) coding – Octet 2**

Bits							G.992.3 Annex J maximum number of downstream TPS-TC functions of each type NPar(3)s – Octet 2	
8	7	6	5	4	3	2	1	
x	x				x	x	x	Maximum number of downstream PTM TPS-TCs (n = 0 to 4)
x	x	x	x	x				Reserved for allocation by ITU-T

**Table 11.36.10 – Standard information field – G.992.3 Annex J  
maximum number of upstream TPS-TC functions of each type NPar(3) coding – Octet 1**

Bits							G.992.3 Annex J maximum number of upstream TPS-TC functions of each type NPar(3)s – Octet 1	
8	7	6	5	4	3	2	1	
x	x				x	x	x	Maximum number of upstream STM TPS-TCs (n = 0 to 4)
x	x	x	x	x				Maximum number of upstream ATM TPS-TCs (n = 0 to 4)

**Table 11.36.10.1 – Standard information field – G.992.3 Annex J  
maximum number of upstream TPS-TC functions of each type NPar(3) coding – Octet 2**

Bits							G.992.3 Annex J maximum number of upstream TPS-TC functions of each type NPar(3)s – Octet 2	
8	7	6	5	4	3	2	1	
x	x				x	x	x	Maximum number of upstream PTM TPS-TCs (n = 0 to 4)
x	x	x	x	x				Reserved for allocation by ITU-T

**Table 11.36.11 – Standard information field – G.992.3 Annex J  
submode PSD shape NPar(3) coding – Octet 1**

Bits							G.992.3 Annex J submode PSD shape NPar(3)s – Octet 1	
8	7	6	5	4	3	2	1	
x	x	x	x	x	x	x	x	Tone index n (bit 6 to 1, coded as n-1)

**Table 11.36.11.1 – Standard information field – G.992.3 Annex J  
submode PSD shape NPar(3) coding – Octet 2**

Bits							G.992.3 Annex J submode PSD shape NPar(3)s – Octet 2	
8	7	6	5	4	3	2	1	
x	x	x	x	x	x	x	x	PSD at this tone index n (bit 6 to 1, coded as n)

•  
•  
•

**Table 11.36.11.2\*(j-1) – Standard information field – G.992.3 Annex J  
submode PSD shape NPar(3) coding – Octet 2\*(j-1)+1**

Bits							G.992.3 Annex J submode PSD shape NPar(3)s – Octet 2*(j-1)+1	
8	7	6	5	4	3	2	1	
x	x	x	x	x	x	x	x	Tone index n (bit 6 to 1, coded as n-1)

NOTE – j is the number of subcarrier indices used to specify the spectral shape.

**Table 11.36.11.2\*(j-1)+1 – Standard information field – G.992.3 Annex J  
submode PSD shape NPar(3) coding – Octet 2\*(j-1)+2**

Bits		G.992.3 Annex J submode PSD shape NPar(3)s – Octet 2*(j-1)+2					
8	7	6	5	4	3	2	1
x	x	x	x	x	x	x	x

PSD at this tone index n (bit 6 to 1, coded as n)

NOTE – j is the number of subcarrier indices used to specify the spectral shape.

**Table 11.36.13 – Standard information field – G.992.3 Annex J  
downstream STM TPS-TC #0 NPar(3) coding – Octet 1**

Bits		G.992.3 Annex J downstream STM TPS-TC #0 NPar(3)s – Octet 1					
8	7	6	5	4	3	2	1
x	x	x	x	x	x	x	x

Net\_min (minimum net data rate, bits 12 to 7)

**Table 11.36.13.1 – Standard information field – G.992.3 Annex J  
downstream STM TPS-TC #0 NPar(3) coding – Octet 2**

Bits		G.992.3 Annex J downstream STM TPS-TC #0 NPar(3)s – Octet 2					
8	7	6	5	4	3	2	1
x	x	x	x	x	x	x	x

Net\_min (minimum net data rate, bits 6 to 1)

**Table 11.36.13.2 – Standard information field – G.992.3 Annex J  
downstream STM TPS-TC #0 NPar(3) coding – Octet 3**

Bits		G.992.3 Annex J downstream STM TPS-TC #0 NPar(3)s – Octet 3					
8	7	6	5	4	3	2	1
x	x	x	x	x	x	x	x

Net\_max (maximum net data rate, bits 12 to 7)

**Table 11.36.13.3 – Standard information field – G.992.3 Annex J  
downstream STM TPS-TC #0 NPar(3) coding – Octet 4**

Bits		G.992.3 Annex J downstream STM TPS-TC #0 NPar(3)s – Octet 4					
8	7	6	5	4	3	2	1
x	x	x	x	x	x	x	x

Net\_max (maximum net data rate, bits 6 to 1)

**Table 11.36.13.4 – Standard information field – G.992.3 Annex J  
downstream STM TPS-TC #0 NPar(3) coding – Octet 5**

Bits		G.992.3 Annex J downstream STM TPS-TC #0 NPar(3)s – Octet 5					
8	7	6	5	4	3	2	1
x	x	x	x	x	x	x	x

Net\_reserve (minimum reserved net data rate, bits 12 to 7)

**Table 11.36.13.5 – Standard information field – G.992.3 Annex J  
downstream STM TPS-TC #0 NPar(3) coding – Octet 6**

Bits		G.992.3 Annex J downstream STM TPS-TC #0 NPar(3)s – Octet 6					
8	7	6	5	4	3	2	1
x	x	x	x	x	x	x	x

Net\_reserve (minimum reserved net data rate, bits 6 to 1)



**Table 11.36.13.6 – Standard information field – G.992.3 Annex J downstream STM TPS-TC #0 NPar(3) coding – Octet 7**

8 7		Bits						
		6	5	4	3	2	1	
x	x	x	x	x	x	x	x	G.992.3 Annex J downstream STM TPS-TC #0 NPar(3)s – Octet 7
x	x	x	x	x	x	x	x	Delay_max (maximum delay) (n milliseconds, n = 0 to 63)

**Table 11.36.13.7 – Standard information field – G.992.3 Annex J downstream STM TPS-TC #0 NPar(3) coding – Octet 8**

8 7		Bits						
		6	5	4	3	2	1	
x	x					x	x	G.992.3 Annex J downstream STM TPS-TC #0 NPar(3)s – Octet 8
x	x			x	x			Error_max (maximum bit error ratio)
x	x							INP_min (minimum impulse noise protection) (bits 2 and 1)
x	x		x					Reserved for allocation by ITU-T
x	x	x						Reserved for allocation by ITU-T

**Table 11.36.13.8 – Standard information field – G.992.3 Annex J downstream STM TPS-TC #0 NPar(3) coding – Octet 9**

8 7		Bits						
		6	5	4	3	2	1	
x	x	x	x	x	x	x	x	G.992.3 Annex J downstream STM TPS-TC #0 NPar(3)s – Octet 9
x	x	x	x	x	x	x	x	INP_min (minimum impulse noise protection) (bits 8 to 3)

**Table 11.36.13.9 – Standard information field – G.992.3 Annex J downstream STM TPS-TC #0 NPar(3) coding – Octet 10**

8 7		Bits						
		6	5	4	3	2	1	
x	x	x	x	x	x	x	1	G.992.3 Annex J downstream STM TPS-TC #0 NPar(3)s – Octet 10
x	x	x	x	x	x	1	x	CIpolicy ZERO
x	x	x	x	x	1	x	x	CIpolicy ONE
x	x	x	x	1	x	x	x	Reserved for allocation by ITU-T
x	x	x	x	1	x	x	x	Reserved for allocation by ITU-T
x	x	x	1	x	x	x	x	Reserved for allocation by ITU-T
x	x	1	x	x	x	x	x	Reserved for allocation by ITU-T
x	x	0	0	0	0	0	0	No parameters in this octet

**Table 11.36.14 – Standard information field – G.992.3 Annex J upstream STM TPS-TC #0 NPar(3) coding – Octet 1**

8 7		Bits						
		6	5	4	3	2	1	
x	x	x	x	x	x	x	x	G.992.3 Annex J upstream STM TPS-TC #0 NPar(3)s – Octet 1
x	x	x	x	x	x	x	x	Net_min (minimum net data rate, bits 12 to 7)

**Table 11.36.14.1 – Standard information field – G.992.3 Annex J upstream STM TPS-TC #0 NPar(3) coding – Octet 2**

8 7		Bits						
		6	5	4	3	2	1	
x	x	x	x	x	x	x	x	G.992.3 Annex J upstream STM TPS-TC #0 NPar(3)s – Octet 2
x	x	x	x	x	x	x	x	Net_min (minimum net data rate, bits 6 to 1)

**Table 11.36.14.2 – Standard information field – G.992.3 Annex J  
upstream STM TPS-TC #0 NPar(3) coding – Octet 3**

		Bits						
8	7	6	5	4	3	2	1	
x	x	x	x	x	x	x	x	Net_max (maximum net data rate, bits 12 to 7)

**Table 11.36.14.3 – Standard information field – G.992.3 Annex J  
upstream STM TPS-TC #0 NPar(3) coding – Octet 4**

		Bits						
8	7	6	5	4	3	2	1	
x	x	x	x	x	x	x	x	Net_max (maximum net data rate, bits 6 to 1)

**Table 11.36.14.4 – Standard information field – G.992.3 Annex J  
upstream STM TPS-TC #0 NPar(3) coding – Octet 5**

		Bits						
8	7	6	5	4	3	2	1	
x	x	x	x	x	x	x	x	Net_reserve (minimum reserved net data rate, bits 12 to 7)

**Table 11.36.14.5 – Standard information field – G.992.3 Annex J  
upstream STM TPS-TC #0 NPar(3) coding – Octet 6**

		Bits						
8	7	6	5	4	3	2	1	
x	x	x	x	x	x	x	x	Net_reserve (minimum reserved net data rate, bits 6 to 1)

**Table 11.36.14.6 – Standard information field – G.992.3 Annex J  
upstream STM TPS-TC #0 NPar(3) coding – Octet 7**

		Bits						
8	7	6	5	4	3	2	1	
x	x	x	x	x	x	x	x	Delay_max (maximum delay) (n milliseconds, n = 0 to 63)

**Table 11.36.14.7 – Standard information field – G.992.3 Annex J  
upstream STM TPS-TC #0 NPar(3) coding – Octet 8**

		Bits						
8	7	6	5	4	3	2	1	
x	x					x	x	Error_max (maximum bit error ratio)
x	x			x	x			INP_min (minimum impulse noise protection) (bits 2 and 1)
x	x		x					Reserved for allocation by ITU-T
x	x	x						Reserved for allocation by ITU-T

**Table 11.36.14.8 – Standard information field – G.992.3 Annex J  
upstream STM TPS-TC #0 NPar(3) coding – Octet 9**

		Bits						
8	7	6	5	4	3	2	1	
x	x	x	x	x	x	x	x	INP_min (minimum impulse noise protection) (bits 8 to 3)

**Table 11.36.14.9 – Standard information field – G.992.3 Annex J  
upstream STM TPS-TC #0 NPar(3) coding – Octet 10**

8 7		Bits					G.992.3 Annex J upstream STM TPS-TC #0 NPar(3)s – Octet 10	
		6	5	4	3	2	1	
x	x	x	x	x	x	x	1	CIpolicy ZERO
x	x	x	x	x	x	1	x	CIpolicy ONE
x	x	x	x	x	1	x	x	Reserved for allocation by ITU-T
x	x	x	x	1	x	x	x	Reserved for allocation by ITU-T
x	x	x	1	x	x	x	x	Reserved for allocation by ITU-T
x	x	1	x	x	x	x	x	Reserved for allocation by ITU-T
x	x	0	0	0	0	0	0	No parameters in this octet

**Table 11.36.15 – Standard information field – G.992.3 Annex J  
downstream ATM TPS-TC #0 NPar(3) coding – Octet 1**

8 7		Bits					G.992.3 Annex J downstream ATM TPS-TC #0 NPar(3)s – Octet 1	
		6	5	4	3	2	1	
x	x	x	x	x	x	x	x	Net_min (minimum net data rate, bits 12 to 7)

**Table 11.36.15.1 – Standard information field – G.992.3 Annex J  
downstream ATM TPS-TC #0 NPar(3) coding – Octet 2**

8 7		Bits					G.992.3 Annex J downstream ATM TPS-TC #0 NPar(3)s – Octet 2	
		6	5	4	3	2	1	
x	x	x	x	x	x	x	x	Net_min (minimum net data rate, bits 6 to 1)

**Table 11.36.15.2 – Standard information field – G.992.3 Annex J  
downstream ATM TPS-TC #0 NPar(3) coding – Octet 3**

8 7		Bits					G.992.3 Annex J downstream ATM TPS-TC #0 NPar(3)s – Octet 3	
		6	5	4	3	2	1	
x	x	x	x	x	x	x	x	Net_max (maximum net data rate, bits 12 to 7)

**Table 11.36.15.3 – Standard information field – G.992.3 Annex J  
downstream ATM TPS-TC #0 NPar(3) coding – Octet 4**

8 7		Bits					G.992.3 Annex J downstream ATM TPS-TC #0 NPar(3)s – Octet 4	
		6	5	4	3	2	1	
x	x	x	x	x	x	x	x	Net_max (maximum net data rate, bits 6 to 1)

**Table 11.36.15.4 – Standard information field – G.992.3 Annex J  
downstream ATM TPS-TC #0 NPar(3) coding – Octet 5**

8 7		Bits					G.992.3 Annex J downstream ATM TPS-TC #0 NPar(3)s – Octet 5	
		6	5	4	3	2	1	
x	x	x	x	x	x	x	x	Net_reserve (minimum reserved net data rate, bits 12 to 7)

**Table 11.36.15.5 – Standard information field – G.992.3 Annex J downstream ATM TPS-TC #0 NPar(3) coding – Octet 6**

Bits								G.992.3 Annex J downstream ATM TPS-TC #0 NPar(3)s – Octet 6
8	7	6	5	4	3	2	1	
x	x	x	x	x	x	x	x	Net_reserve (minimum reserved net data rate, bits 6 to 1)

**Table 11.36.15.6 – Standard information field – G.992.3 Annex J downstream ATM TPS-TC #0 NPar(3) coding – Octet 7**

Bits								G.992.3 Annex J downstream ATM TPS-TC #0 NPar(3)s – Octet 7
8	7	6	5	4	3	2	1	
x	x	x	x	x	x	x	x	Delay_max (maximum delay) (n milliseconds, n = 0 to 63)

**Table 11.36.15.7 – Standard information field – G.992.3 Annex J downstream ATM TPS-TC #0 NPar(3) coding – Octet 8**

Bits								G.992.3 Annex J downstream ATM TPS-TC #0 NPar(3)s – Octet 8
8	7	6	5	4	3	2	1	
x	x					x	x	Error_max (maximum bit error ratio)
x	x			x	x			INP_min (minimum impulse noise protection) (bits 2 and 1)
x	x		x					Reserved for allocation by ITU-T
x	x	x						IMA_flag

**Table 11.36.15.8 – Standard information field – G.992.3 Annex J downstream ATM TPS-TC #0 NPar(3) coding – Octet 9**

Bits								G.992.3 Annex J downstream ATM TPS-TC #0 NPar(3)s – Octet 9
8	7	6	5	4	3	2	1	
x	x	x	x	x	x	x	x	INP_min (minimum impulse noise protection) (bits 8 to 3)

**Table 11.36.15.9 – Standard information field – G.992.3 Annex J downstream ATM TPS-TC #0 NPar(3) coding – Octet 10**

Bits								G.992.3 Annex J downstream ATM TPS-TC #0 NPar(3)s – Octet 10
8	7	6	5	4	3	2	1	
x	x	x	x	x	x	x	1	CIpolicy ZERO
x	x	x	x	x	x	1	x	CIpolicy ONE
x	x	x	x	x	1	x	x	Reserved for allocation by ITU-T
x	x	x	x	1	x	x	x	Reserved for allocation by ITU-T
x	x	x	1	x	x	x	x	Reserved for allocation by ITU-T
x	x	1	x	x	x	x	x	Reserved for allocation by ITU-T
x	x	0	0	0	0	0	0	No parameters in this octet

**Table 11.36.16 – Standard information field – G.992.3 Annex J upstream ATM TPS-TC #0 NPar(3) coding – Octet 1**

Bits								G.992.3 Annex J upstream ATM TPS-TC #0 NPar(3)s – Octet 1
8	7	6	5	4	3	2	1	
x	x	x	x	x	x	x	x	Net_min (minimum net data rate, bits 12 to 7)

**Table 11.36.16.1 – Standard information field – G.992.3 Annex J  
upstream ATM TPS-TC #0 NPar(3) coding – Octet 2**

8		7		Bits						G.992.3 Annex J upstream ATM TPS-TC #0 NPar(3)s – Octet 2
8	7	6	5	4	3	2	1			
x	x	x	x	x	x	x	x	x	Net_min (minimum net data rate, bits 6 to 1)	

**Table 11.36.16.2 – Standard information field – G.992.3 Annex J  
upstream ATM TPS-TC #0 NPar(3) coding – Octet 3**

8		7		Bits						G.992.3 Annex J upstream ATM TPS-TC #0 NPar(3)s – Octet 3
8	7	6	5	4	3	2	1			
x	x	x	x	x	x	x	x	x	Net_max (maximum net data rate, bits 12 to 7)	

**Table 11.36.16.3 – Standard information field – G.992.3 Annex J  
upstream ATM TPS-TC #0 NPar(3) coding – Octet 4**

8		7		Bits						G.992.3 Annex J upstream ATM TPS-TC #0 NPar(3)s – Octet 4
8	7	6	5	4	3	2	1			
x	x	x	x	x	x	x	x	x	Net_max (maximum net data rate, bits 6 to 1)	

**Table 11.36.16.4 – Standard information field – G.992.3 Annex J  
upstream ATM TPS-TC #0 NPar(3) coding – Octet 5**

8		7		Bits						G.992.3 Annex J upstream ATM TPS-TC #0 NPar(3)s – Octet 5
8	7	6	5	4	3	2	1			
x	x	x	x	x	x	x	x	x	Net_reserve (minimum reserved net data rate, bits 12 to 7)	

**Table 11.36.16.5 – Standard information field – G.992.3 Annex J  
upstream ATM TPS-TC #0 NPar(3) coding – Octet 6**

8		7		Bits						G.992.3 Annex J upstream ATM TPS-TC #0 NPar(3)s – Octet 6
8	7	6	5	4	3	2	1			
x	x	x	x	x	x	x	x	x	Net_reserve (minimum reserved net data rate, bits 6 to 1)	

**Table 11.36.16.6 – Standard information field – G.992.3 Annex J  
upstream ATM TPS-TC #0 NPar(3) coding – Octet 7**

8		7		Bits						G.992.3 Annex J upstream ATM TPS-TC #0 NPar(3)s – Octet 7
8	7	6	5	4	3	2	1			
x	x	x	x	x	x	x	x	x	Delay_max (maximum delay) (n milliseconds, n = 0 to 63)	

**Table 11.36.16.7 – Standard information field – G.992.3 Annex J  
upstream ATM TPS-TC #0 NPar(3) coding – Octet 8**

8		7		Bits						G.992.3 Annex J upstream ATM TPS-TC #0 NPar(3)s – Octet 8
8	7	6	5	4	3	2	1			
x	x					x	x	Error_max (maximum bit error ratio)		
x	x			x	x			INP_min (minimum impulse noise protection) (bits 2 and 1)		
x	x		x					Reserved for allocation by ITU-T		
x	x	x						IMA_flag		

**Table 11.36.16.8 – Standard information field – G.992.3 Annex J  
upstream ATM TPS-TC #0 NPar(3) coding – Octet 9**

		Bits						
8	7	6	5	4	3	2	1	
x	x	x	x	x	x	x	x	G.992.3 Annex J upstream ATM TPS-TC #0 NPar(3)s – Octet 9
								INP_min (minimum impulse noise protection) (bits 8 to 3)

**Table 11.36.16.9 – Standard information field – G.992.3 Annex J  
upstream ATM TPS-TC #0 NPar(3) coding – Octet 10**

		Bits						
8	7	6	5	4	3	2	1	
x	x	x	x	x	x	x	1	G.992.3 Annex J upstream ATM TPS-TC #0 NPar(3)s – Octet 10
x	x	x	x	x	x	1	x	CIpolicy ZERO
x	x	x	x	x	1	x	x	CIpolicy ONE
x	x	x	x	1	x	x	x	Reserved for allocation by ITU-T
x	x	x	x	1	x	x	x	Reserved for allocation by ITU-T
x	x	x	1	x	x	x	x	Reserved for allocation by ITU-T
x	x	1	x	x	x	x	x	Reserved for allocation by ITU-T
x	x	0	0	0	0	0	0	No parameters in this octet

**Table 11.36.17 – Standard information field – G.992.3 Annex J  
downstream PTM TPS-TC #0 NPar(3) coding – Octet 1**

		Bits						
8	7	6	5	4	3	2	1	
x	x	x	x	x	x	x	x	G.992.3 Annex J downstream PTM TPS-TC #0 NPar(3)s – Octet 1
								Net_min (minimum net data rate, bits 12 to 7)

**Table 11.36.17.1 – Standard information field – G.992.3 Annex J  
downstream PTM TPS-TC #0 NPar(3) coding – Octet 2**

		Bits						
8	7	6	5	4	3	2	1	
x	x	x	x	x	x	x	x	G.992.3 Annex J downstream PTM TPS-TC #0 NPar(3)s – Octet 2
								Net_min (minimum net data rate, bits 6 to 1)

**Table 11.36.17.2 – Standard information field – G.992.3 Annex J  
downstream PTM TPS-TC #0 NPar(3) coding – Octet 3**

		Bits						
8	7	6	5	4	3	2	1	
x	x	x	x	x	x	x	x	G.992.3 Annex J downstream PTM TPS-TC #0 NPar(3)s – Octet 3
								Net_max (maximum net data rate, bits 12 to 7)

**Table 11.36.17.3 – Standard information field – G.992.3 Annex J  
downstream PTM TPS-TC #0 NPar(3) coding – Octet 4**

		Bits						
8	7	6	5	4	3	2	1	
x	x	x	x	x	x	x	x	G.992.3 Annex J downstream PTM TPS-TC #0 NPar(3)s – Octet 4
								Net_max (maximum net data rate, bits 6 to 1)

**Table 11.36.17.4 – Standard information field – G.992.3 Annex J downstream PTM TPS-TC #0 NPar(3) coding – Octet 5**

		Bits						
8	7	6	5	4	3	2	1	
x	x	x	x	x	x	x	x	G.992.3 Annex J downstream PTM TPS-TC #0 NPar(3)s – Octet 5
								Net_reserve (minimum reserved net data rate, bits 12 to 7)

**Table 11.36.17.5 – Standard information field – G.992.3 Annex J downstream PTM TPS-TC #0 NPar(3) coding – Octet 6**

		Bits						
8	7	6	5	4	3	2	1	
x	x	x	x	x	x	x	x	G.992.3 Annex J downstream PTM TPS-TC #0 NPar(3)s – Octet 6
								Net_reserve (minimum reserved net data rate, bits 6 to 1)

**Table 11.36.17.6 – Standard information field – G.992.3 Annex J downstream PTM TPS-TC #0 NPar(3) coding – Octet 7**

		Bits						
8	7	6	5	4	3	2	1	
x	x	x	x	x	x	x	x	G.992.3 Annex J downstream PTM TPS-TC #0 NPar(3)s – Octet 7
								Delay_max (maximum delay) (n milliseconds, n = 0 to 63)

**Table 11.36.17.7 – Standard information field – G.992.3 Annex J downstream PTM TPS-TC #0 NPar(3) coding – Octet 8**

		Bits						
8	7	6	5	4	3	2	1	
x	x					x	x	G.992.3 Annex J downstream PTM TPS-TC #0 NPar(3)s – Octet 8
								Error_max (maximum bit error ratio)
x	x			x	x			INP_min (minimum impulse noise protection) (bits 2 and 1)
x	x		x					Reserved for allocation by ITU-T
x	x	x						Reserved for allocation by ITU-T

**Table 11.36.17.8 – Standard information field – G.992.3 Annex J downstream PTM TPS-TC #0 NPar(3) coding – Octet 9**

		Bits						
8	7	6	5	4	3	2	1	
x	x	x	x	x	x	x	x	G.992.3 Annex J downstream PTM TPS-TC #0 NPar(3)s – Octet 9
								INP_min (minimum impulse noise protection) (bits 8 to 3)

**Table 11.36.17.9 – Standard information field – G.992.3 Annex J downstream PTM TPS-TC #0 NPar(3) coding – Octet 10**

		Bits						
8	7	6	5	4	3	2	1	
x	x	x	x	x	x	x	1	G.992.3 Annex J downstream PTM TPS-TC #0 NPar(3)s – Octet 10
								HDLC encapsulation
x	x	x	x	x	x	1	x	Reserved by ITU-T
x	x	x	x	x	1	x	x	Reserved by ITU-T
x	x	x	x	1	x	x	x	64/65-octet encapsulation with short packets
x	x	x	1	x	x	x	x	64/65-octet encapsulation with pre-emption
x	x	1	x	x	x	x	x	64/65-octet encapsulation supported

**Table 11.36.17.10 – Standard information field – G.992.3 Annex J  
downstream PTM TPS-TC #0 NPar(3) coding – Octet 11**

Bits							G.992.3 Annex J downstream PTM TPS-TC #0 NPar(3)s – Octet 11	
8	7	6	5	4	3	2	1	
x	x	x	x	x	x	x	1	CIpolicy ZERO
x	x	x	x	x	x	1	x	CIpolicy ONE
x	x	x	x	x	1	x	x	Reserved for allocation by ITU-T
x	x	x	x	1	x	x	x	Reserved for allocation by ITU-T
x	x	x	1	x	x	x	x	Reserved for allocation by ITU-T
x	x	1	x	x	x	x	x	Reserved for allocation by ITU-T
x	x	0	0	0	0	0	0	No parameters in this octet

**Table 11.36.18 – Standard information field – G.992.3 Annex J  
upstream PTM TPS-TC #0 NPar(3) coding – Octet 1**

Bits							G.992.3 Annex J upstream PTM TPS-TC #0 NPar(3)s – Octet 1	
8	7	6	5	4	3	2	1	
x	x	x	x	x	x	x	x	Net_min (minimum net data rate, bits 12 to 7)

**Table 11.36.18.1 – Standard information field – G.992.3 Annex J  
upstream PTM TPS-TC #0 NPar(3) coding – Octet 2**

Bits							G.992.3 Annex J upstream PTM TPS-TC #0 NPar(3)s – Octet 2	
8	7	6	5	4	3	2	1	
x	x	x	x	x	x	x	x	Net_min (minimum net data rate, bits 6 to 1)

**Table 11.36.18.2 – Standard information field – G.992.3 Annex J  
upstream PTM TPS-TC #0 NPar(3) coding – Octet 3**

Bits							G.992.3 Annex J upstream PTM TPS-TC #0 NPar(3)s – Octet 3	
8	7	6	5	4	3	2	1	
x	x	x	x	x	x	x	x	Net_max (maximum net data rate, bits 12 to 7)

**Table 11.36.18.3 – Standard information field – G.992.3 Annex J  
upstream PTM TPS-TC #0 NPar(3) coding – Octet 4**

Bits							G.992.3 Annex J upstream PTM TPS-TC #0 NPar(3)s – Octet 4	
8	7	6	5	4	3	2	1	
x	x	x	x	x	x	x	x	Net_max (maximum net data rate, bits 6 to 1)

**Table 11.36.18.4 – Standard information field – G.992.3 Annex J  
upstream PTM TPS-TC #0 NPar(3) coding – Octet 5**

Bits							G.992.3 Annex J upstream PTM TPS-TC #0 NPar(3)s – Octet 5	
8	7	6	5	4	3	2	1	
x	x	x	x	x	x	x	x	Net_reserve (minimum reserved net data rate, bits 12 to 7)



**Table 11.36.18.5 – Standard information field – G.992.3 Annex J  
upstream PTM TPS-TC #0 NPar(3) coding – Octet 6**

		Bits						
8	7	6	5	4	3	2	1	
x	x	x	x	x	x	x	x	Net_reserve (minimum reserved net data rate, bits 6 to 1)

**Table 11.36.18.6 – Standard information field – G.992.3 Annex J  
upstream PTM TPS-TC #0 NPar(3) coding – Octet 7**

		Bits						
8	7	6	5	4	3	2	1	
x	x	x	x	x	x	x	x	Delay_max (maximum delay) (n milliseconds, n = 0 to 63)

**Table 11.36.18.7 – Standard information field – G.992.3 Annex J  
upstream PTM TPS-TC #0 NPar(3) coding – Octet 8**

		Bits						
8	7	6	5	4	3	2	1	
x	x					x	x	Error_max (maximum bit error ratio)
x	x			x	x			INP_min (minimum impulse noise protection) (bits 2 and 1)
x	x		x					Reserved for allocation by ITU-T
x	x	x						Reserved for allocation by ITU-T

**Table 11.36.18.8 – Standard information field – G.992.3 Annex J  
upstream PTM TPS-TC #0 NPar(3) coding – Octet 9**

		Bits						
8	7	6	5	4	3	2	1	
x	x	x	x	x	x	x	x	INP_min (minimum impulse noise protection) (bits 8 to 3)

**Table 11.36.18.9 – Standard information field – G.992.3 Annex J  
upstream PTM TPS-TC #0 NPar(3) coding – Octet 10**

		Bits						
8	7	6	5	4	3	2	1	
x	x	x	x	x	x	x	1	HDLC encapsulation
x	x	x	x	x	x	1	x	Reserved by ITU-T
x	x	x	x	x	1	x	x	Reserved by ITU-T
x	x	x	x	1	x	x	x	64/65-octet encapsulation with short packets
x	x	x	1	x	x	x	x	64/65-octet encapsulation with pre-emption
x	x	1	x	x	x	x	x	64/65-octet encapsulation supported

**Table 11.36.18.10 – Standard information field – G.992.3 Annex J  
upstream PTM TPS-TC #0 NPar(3) coding – Octet 11**

		Bits						
8	7	6	5	4	3	2	1	
x	x	x	x	x	x	x	1	CIpolicy ZERO
x	x	x	x	x	x	1	x	CIpolicy ONE
x	x	x	x	x	1	x	x	Reserved for allocation by ITU-T
x	x	x	x	1	x	x	x	Reserved for allocation by ITU-T
x	x	x	1	x	x	x	x	Reserved for allocation by ITU-T
x	x	1	x	x	x	x	x	Reserved for allocation by ITU-T
x	x	0	0	0	0	0	0	No parameters in this octet

**Table 11.36.19 – Standard information field – G.992.3 Annex J  
downstream PMS-TC latency path #0 NPar(3) coding – Octet 1**

		Bits						
8	7	6	5	4	3	2	1	
x	x	x	x	x	x	x	x	Net_max (maximum net data rate, bits 12 to 7)

**Table 11.36.19.1 – Standard information field – G.992.3 Annex J  
downstream PMS-TC latency path #0 NPar(3) coding – Octet 2**

		Bits						
8	7	6	5	4	3	2	1	
x	x	x	x	x	x	x	x	Net_max (maximum net data rate, bits 6 to 1)

**Table 11.36.19.2 – Standard information field – G.992.3 Annex J  
downstream PMS-TC latency path #0 NPar(3) coding – Octet 3**

		Bits						
8	7	6	5	4	3	2	1	
x	x			x	x	x	x	$S_{0\ min}$ value
x	x	x	x					Reserved for allocation by ITU-T

**Table 11.36.19.3 – Standard information field – G.992.3 Annex J  
downstream PMS-TC latency path #0 NPar(3) coding – Octet 4**

		Bits						
8	7	6	5	4	3	2	1	
x	x	x	x	x	x	x	1	$D_0$ value of 96 is supported
x	x	x	x	x	x	1	x	$D_0$ value of 128 is supported
x	x	x	x	x	1	x	x	$D_0$ value of 160 is supported
x	x	x	x	1	x	x	x	$D_0$ value of 192 is supported
x	x	x	1	x	x	x	x	$D_0$ value of 224 is supported
x	x	1	x	x	x	x	x	$D_0$ value of 256 is supported
x	x	0	0	0	0	0	0	No parameters in this octet

**Table 11.36.19.4 – Standard information field – G.992.3 Annex J downstream PMS-TC latency path #0 NPar(3) coding – Octet 5**

		Bits							G.992.3 Annex J downstream PMS-TC latency path #0 NPar(3)s – Octet 5
8	7	6	5	4	3	2	1		
x	x	x	x	x	x	x	1	D <sub>0</sub> value of 288 is supported	
x	x	x	x	x	x	1	x	D <sub>0</sub> value of 320 is supported	
x	x	x	x	x	1	x	x	D <sub>0</sub> value of 352 is supported	
x	x	x	x	1	x	x	x	D <sub>0</sub> value of 384 is supported	
x	x	x	1	x	x	x	x	D <sub>0</sub> value of 416 is supported	
x	x	1	x	x	x	x	x	D <sub>0</sub> value of 448 is supported	
x	x	0	0	0	0	0	0	No parameters in this octet	

**Table 11.36.19.5 – Standard information field – G.992.3 Annex J downstream PMS-TC latency path #0 NPar(3) coding – Octet 6**

		Bits							G.992.3 Annex J downstream PMS-TC latency path #0 NPar(3)s – Octet 6
8	7	6	5	4	3	2	1		
x	x	x	x	x	x	x	1	D <sub>0</sub> value of 480 is supported	
x	x	x	x	x	x	1	x	D <sub>0</sub> value of 511 is supported	
x	x	x	x	x	1	x	x	Reserved for allocation by ITU-T	
x	x	x	x	1	x	x	x	Reserved for allocation by ITU-T	
x	x	x	1	x	x	x	x	Reserved for allocation by ITU-T	
x	x	1	x	x	x	x	x	Reserved for allocation by ITU-T	
x	x	0	0	0	0	0	0	No parameters in this octet	

**Table 11.36.20 – Standard information field – G.992.3 Annex J upstream PMS-TC latency path #0 NPar(3) coding – Octet 1**

		Bits							G.992.3 Annex J upstream PMS-TC latency path #0 NPar(3)s – Octet 1
8	7	6	5	4	3	2	1		
x	x	x	x	x	x	x	x	Net_max (maximum net data rate, bits 12 to 7)	

**Table 11.36.20.1 – Standard information field – G.992.3 Annex J upstream PMS-TC latency path #0 NPar(3) coding – Octet 2**

		Bits							G.992.3 Annex J upstream PMS-TC latency path #0 NPar(3)s – Octet 2
8	7	6	5	4	3	2	1		
x	x	x	x	x	x	x	x	Net_max (maximum net data rate, bits 6 to 1)	

**Table 11.36.25 – Standard information field – G.992.3 Annex J downstream STM TPS-TC #1 NPar(3) coding – Octet 1**

		Bits							G.992.3 Annex J downstream STM TPS-TC #1 NPar(3)s – Octet 1
8	7	6	5	4	3	2	1		
x	x	x	x	x	x	x	x	Net_min (minimum net data rate, bits 12 to 7)	

**Table 11.36.25.1 – Standard information field – G.992.3 Annex J  
downstream STM TPS-TC #1 NPar(3) coding – Octet 2**

		Bits						
8	7	6	5	4	3	2	1	
x	x	x	x	x	x	x	x	G.992.3 Annex J downstream STM TPS-TC #1 NPar(3)s – Octet 2
								Net_min (minimum net data rate, bits 6 to 1)

**Table 11.36.25.2 – Standard information field – G.992.3 Annex J  
downstream STM TPS-TC #1 NPar(3) coding – Octet 3**

		Bits						
8	7	6	5	4	3	2	1	
x	x	x	x	x	x	x	x	G.992.3 Annex J downstream STM TPS-TC #1 NPar(3)s – Octet 3
								Net_max (maximum net data rate, bits 12 to 7)

**Table 11.36.25.3 – Standard information field – G.992.3 Annex J  
downstream STM TPS-TC #1 NPar(3) coding – Octet 4**

		Bits						
8	7	6	5	4	3	2	1	
x	x	x	x	x	x	x	x	G.992.3 Annex J downstream STM TPS-TC #1 NPar(3)s – Octet 4
								Net_max (maximum net data rate, bits 6 to 1)

**Table 11.36.25.4 – Standard information field – G.992.3 Annex J  
downstream STM TPS-TC #1 NPar(3) coding – Octet 5**

		Bits						
8	7	6	5	4	3	2	1	
x	x	x	x	x	x	x	x	G.992.3 Annex J downstream STM TPS-TC #1 NPar(3)s – Octet 5
								Net_reserve (minimum reserved net data rate, bits 12 to 7)

**Table 11.36.25.5 – Standard information field – G.992.3 Annex J  
downstream STM TPS-TC #1 NPar(3) coding – Octet 6**

		Bits						
8	7	6	5	4	3	2	1	
x	x	x	x	x	x	x	x	G.992.3 Annex J downstream STM TPS-TC #1 NPar(3)s – Octet 6
								Net_reserve (minimum reserved net data rate, bits 6 to 1)

**Table 11.36.25.6 – Standard information field – G.992.3 Annex J  
downstream STM TPS-TC #1 NPar(3) coding – Octet 7**

		Bits						
8	7	6	5	4	3	2	1	
x	x	x	x	x	x	x	x	G.992.3 Annex J downstream STM TPS-TC #1 NPar(3)s – Octet 7
								Delay_max (maximum delay) (n milliseconds, n = 0 to 63)

**Table 11.36.25.7 – Standard information field – G.992.3 Annex J  
downstream STM TPS-TC #1 NPar(3) coding – Octet 8**

		Bits						
8	7	6	5	4	3	2	1	
x	x					x	x	G.992.3 Annex J downstream STM TPS-TC #1 NPar(3)s – Octet 8
								Error_max (maximum bit error ratio)
x	x			x	x			
								INP_min (minimum impulse noise protection) (bits 2 and 1)
x	x		x					
								Reserved for allocation by ITU-T
x	x	x						
								Reserved for allocation by ITU-T

**Table 11.36.25.8 – Standard information field – G.992.3 Annex J  
downstream STM TPS-TC #1 NPar(3) coding – Octet 9**

		Bits						
8	7	6	5	4	3	2	1	
x	x	x	x	x	x	x	x	G.992.3 Annex J downstream STM TPS-TC #1 NPar(3)s – Octet 9
								INP_min (minimum impulse noise protection) (bits 8 to 3)

**Table 11.36.25.9 – Standard information field – G.992.3 Annex J  
downstream STM TPS-TC #1 NPar(3) coding – Octet 10**

		Bits						
8	7	6	5	4	3	2	1	
x	x	x	x	x	x	x	1	Cipolicy ZERO
x	x	x	x	x	x	1	x	Cipolicy ONE
x	x	x	x	x	1	x	x	Reserved for allocation by ITU-T
x	x	x	x	1	x	x	x	Reserved for allocation by ITU-T
x	x	x	1	x	x	x	x	Reserved for allocation by ITU-T
x	x	1	x	x	x	x	x	Reserved for allocation by ITU-T
x	x	0	0	0	0	0	0	No parameters in this octet

**Table 11.36.26 – Standard information field – G.992.3 Annex J  
upstream STM TPS-TC #1 NPar(3) coding – Octet 1**

		Bits						
8	7	6	5	4	3	2	1	
x	x	x	x	x	x	x	x	G.992.3 Annex J upstream STM TPS-TC #1 NPar(3)s – Octet 1
								Net_min (minimum net data rate, bits 12 to 7)

**Table 11.36.26.1 – Standard information field – G.992.3 Annex J  
upstream STM TPS-TC #1 NPar(3) coding – Octet 2**

		Bits						
8	7	6	5	4	3	2	1	
x	x	x	x	x	x	x	x	G.992.3 Annex J upstream STM TPS-TC #1 NPar(3)s – Octet 2
								Net_min (minimum net data rate, bits 6 to 1)

**Table 11.36.26.2 – Standard information field – G.992.3 Annex J  
upstream STM TPS-TC #1 NPar(3) coding – Octet 3**

		Bits						
8	7	6	5	4	3	2	1	
x	x	x	x	x	x	x	x	G.992.3 Annex J upstream STM TPS-TC #1 NPar(3)s – Octet 3
								Net_max (maximum net data rate, bits 12 to 7)

**Table 11.36.26.3 – Standard information field – G.992.3 Annex J  
upstream STM TPS-TC #1 NPar(3) coding – Octet 4**

		Bits						
8	7	6	5	4	3	2	1	
x	x	x	x	x	x	x	x	G.992.3 Annex J upstream STM TPS-TC #1 NPar(3)s – Octet 4
								Net_max (maximum net data rate, bits 6 to 1)

**Table 11.36.26.4 – Standard information field – G.992.3 Annex J  
upstream STM TPS-TC #1 NPar(3) coding – Octet 5**

		Bits						
8	7	6	5	4	3	2	1	
x	x	x	x	x	x	x	x	Net_reserve (minimum reserved net data rate, bits 12 to 7)

**Table 11.36.26.5 – Standard information field – G.992.3 Annex J  
upstream STM TPS-TC #1 NPar(3) coding – Octet 6**

		Bits						
8	7	6	5	4	3	2	1	
x	x	x	x	x	x	x	x	Net_reserve (minimum reserved net data rate, bits 6 to 1)

**Table 11.36.26.6 – Standard information field – G.992.3 Annex J  
upstream STM TPS-TC #1 NPar(3) coding – Octet 7**

		Bits						
8	7	6	5	4	3	2	1	
x	x	x	x	x	x	x	x	Delay_max (maximum delay) (n milliseconds, n = 0 to 63)

**Table 11.36.26.7 – Standard information field – G.992.3 Annex J  
upstream STM TPS-TC #1 NPar(3) coding – Octet 8**

		Bits						
8	7	6	5	4	3	2	1	
x	x					x	x	Error_max (maximum bit error ratio)
x	x			x	x			INP_min (minimum impulse noise protection) (bits 2 and 1)
x	x		x					Reserved for allocation by ITU-T
x	x	x						Reserved for allocation by ITU-T

**Table 11.36.26.8 – Standard information field – G.992.3 Annex J  
upstream STM TPS-TC #1 NPar(3) coding – Octet 9**

		Bits						
8	7	6	5	4	3	2	1	
x	x	x	x	x	x	x	x	INP_min (minimum impulse noise protection) (bits 8 to 3)

**Table 11.36.26.9 – Standard information field – G.992.3 Annex J  
upstream STM TPS-TC #1 NPar(3) coding – Octet 10**

		Bits						
8	7	6	5	4	3	2	1	
x	x	x	x	x	x	x	1	CIpolicy ZERO
x	x	x	x	x	x	1	x	CIpolicy ONE
x	x	x	x	x	1	x	x	Reserved for allocation by ITU-T
x	x	x	x	1	x	x	x	Reserved for allocation by ITU-T
x	x	x	1	x	x	x	x	Reserved for allocation by ITU-T
x	x	1	x	x	x	x	x	Reserved for allocation by ITU-T
x	x	0	0	0	0	0	0	No parameters in this octet

**Table 11.36.27 – Standard information field – G.992.3 Annex J  
downstream ATM TPS-TC #1 NPar(3) coding – Octet 1**

		Bits						
8	7	6	5	4	3	2	1	
x	x	x	x	x	x	x	x	Net_min (minimum net data rate, bits 12 to 7)

**Table 11.36.27.1 – Standard information field – G.992.3 Annex J  
downstream ATM TPS-TC #1 NPar(3) coding – Octet 2**

		Bits						
8	7	6	5	4	3	2	1	
x	x	x	x	x	x	x	x	Net_min (minimum net data rate, bits 6 to 1)

**Table 11.36.27.2 – Standard information field – G.992.3 Annex J  
downstream ATM TPS-TC #1 NPar(3) coding – Octet 3**

		Bits						
8	7	6	5	4	3	2	1	
x	x	x	x	x	x	x	x	Net_max (maximum net data rate, bits 12 to 7)

**Table 11.36.27.3 – Standard information field – G.992.3 Annex J  
downstream ATM TPS-TC #1 NPar(3) coding – Octet 4**

		Bits						
8	7	6	5	4	3	2	1	
x	x	x	x	x	x	x	x	Net_max (maximum net data rate, bits 6 to 1)

**Table 11.36.27.4 – Standard information field – G.992.3 Annex J  
downstream ATM TPS-TC #1 NPar(3) coding – Octet 5**

		Bits						
8	7	6	5	4	3	2	1	
x	x	x	x	x	x	x	x	Net_reserve (minimum reserved net data rate, bits 12 to 7)

**Table 11.36.27.5 – Standard information field – G.992.3 Annex J  
downstream ATM TPS-TC #1 NPar(3) coding – Octet 6**

		Bits						
8	7	6	5	4	3	2	1	
x	x	x	x	x	x	x	x	Net_reserve (minimum reserved net data rate, bits 6 to 1)

**Table 11.36.27.6 – Standard information field – G.992.3 Annex J  
downstream ATM TPS-TC #1 NPar(3) coding – Octet 7**

		Bits						
8	7	6	5	4	3	2	1	
x	x	x	x	x	x	x	x	Delay_max (maximum delay) (n milliseconds, n = 0 to 63)

**Table 11.36.27.7 – Standard information field – G.992.3 Annex J  
downstream ATM TPS-TC #1 NPar(3) coding – Octet 8**

		Bits						
8	7	6	5	4	3	2	1	
x	x					x	x	Error_max (maximum bit error ratio)
x	x			x	x			INP_min (minimum impulse noise protection) (bits 2 and 1)
x	x		x					Reserved for allocation by ITU-T
x	x	x						IMA_flag

**Table 11.36.27.8 – Standard information field – G.992.3 Annex J  
downstream ATM TPS-TC #1 NPar(3) coding – Octet 9**

		Bits						
8	7	6	5	4	3	2	1	
x	x	x	x	x	x	x	x	INP_min (minimum impulse noise protection) (bits 8 to 3)

**Table 11.36.27.9 – Standard information field – G.992.3 Annex J  
downstream ATM TPS-TC #1 NPar(3) coding – Octet 10**

		Bits						
8	7	6	5	4	3	2	1	
x	x	x	x	x	x	x	1	CIpolicy ZERO
x	x	x	x	x	x	1	x	CIpolicy ONE
x	x	x	x	x	1	x	x	Reserved for allocation by ITU-T
x	x	x	x	1	x	x	x	Reserved for allocation by ITU-T
x	x	x	1	x	x	x	x	Reserved for allocation by ITU-T
x	x	1	x	x	x	x	x	Reserved for allocation by ITU-T
x	x	0	0	0	0	0	0	No parameters in this octet

**Table 11.36.28 – Standard information field – G.992.3 Annex J  
upstream ATM TPS-TC #1 NPar(3) coding – Octet 1**

		Bits						
8	7	6	5	4	3	2	1	
x	x	x	x	x	x	x	x	Net_min (minimum net data rate, bits 12 to 7)

**Table 11.36.28.1 – Standard information field – G.992.3 Annex J  
upstream ATM TPS-TC #1 NPar(3) coding – Octet 2**

		Bits						
8	7	6	5	4	3	2	1	
x	x	x	x	x	x	x	x	Net_min (minimum net data rate, bits 6 to 1)

**Table 11.36.28.2 – Standard information field – G.992.3 Annex J  
upstream ATM TPS-TC #1 NPar(3) coding – Octet 3**

		Bits						
8	7	6	5	4	3	2	1	
x	x	x	x	x	x	x	x	Net_max (maximum net data rate, bits 12 to 7)



**Table 11.36.28.3 – Standard information field – G.992.3 Annex J  
upstream ATM TPS-TC #1 NPar(3) coding – Octet 4**

		Bits						
8	7	6	5	4	3	2	1	
x	x	x	x	x	x	x	x	Net_max (maximum net data rate, bits 6 to 1)

**Table 11.36.28.4 – Standard information field – G.992.3 Annex J  
upstream ATM TPS-TC #1 NPar(3) coding – Octet 5**

		Bits						
8	7	6	5	4	3	2	1	
x	x	x	x	x	x	x	x	Net_reserve (minimum reserved net data rate, bits 12 to 7)

**Table 11.36.28.5 – Standard information field – G.992.3 Annex J  
upstream ATM TPS-TC #1 NPar(3) coding – Octet 6**

		Bits						
8	7	6	5	4	3	2	1	
x	x	x	x	x	x	x	x	Net_reserve (minimum reserved net data rate, bits 6 to 1)

**Table 11.36.28.6 – Standard information field – G.992.3 Annex J  
upstream ATM TPS-TC #1 NPar(3) coding – Octet 7**

		Bits						
8	7	6	5	4	3	2	1	
x	x	x	x	x	x	x	x	Delay_max (maximum delay) (n milliseconds, n = 0 to 63)

**Table 11.36.28.7 – Standard information field – G.992.3 Annex J  
upstream ATM TPS-TC #1 NPar(3) coding – Octet 8**

		Bits						
8	7	6	5	4	3	2	1	
x	x					x	x	Error_max (maximum bit error ratio)
x	x			x	x			INP_min (minimum impulse noise protection) (bits 2 and 1)
x	x		x					Reserved for allocation by ITU-T
x	x	x						IMA_flag

**Table 11.36.28.8 – Standard information field – G.992.3 Annex J  
upstream ATM TPS-TC #1 NPar(3) coding – Octet 9**

		Bits						
8	7	6	5	4	3	2	1	
x	x	x	x	x	x	x	x	INP_min (minimum impulse noise protection) (bits 8 to 3)

**Table 11.36.13.9 – Standard information field – G.992.3 Annex J  
upstream ATM TPS-TC #1 NPar(3) coding – Octet 10**

		Bits						
8	7	6	5	4	3	2	1	
x	x	x	x	x	x	x	1	CIpolicy ZERO
x	x	x	x	x	x	1	x	CIpolicy ONE
x	x	x	x	x	1	x	x	Reserved for allocation by ITU-T
x	x	x	x	1	x	x	x	Reserved for allocation by ITU-T
x	x	x	1	x	x	x	x	Reserved for allocation by ITU-T
x	x	1	x	x	x	x	x	Reserved for allocation by ITU-T
x	x	0	0	0	0	0	0	No parameters in this octet

**Table 11.36.29 – Standard information field – G.992.3 Annex J  
downstream PTM TPS-TC #1 NPar(3) coding – Octet 1**

		Bits						
8	7	6	5	4	3	2	1	
x	x	x	x	x	x	x	x	Net_min (minimum net data rate, bits 12 to 7)

**Table 11.36.29.1 – Standard information field – G.992.3 Annex J  
downstream PTM TPS-TC #1 NPar(3) coding – Octet 2**

		Bits						
8	7	6	5	4	3	2	1	
x	x	x	x	x	x	x	x	Net_min (minimum net data rate, bits 6 to 1)

**Table 11.36.29.2 – Standard information field – G.992.3 Annex J  
downstream PTM TPS-TC #1 NPar(3) coding – Octet 3**

		Bits						
8	7	6	5	4	3	2	1	
x	x	x	x	x	x	x	x	Net_max (maximum net data rate, bits 12 to 7)

**Table 11.36.29.3 – Standard information field – G.992.3 Annex J  
downstream PTM TPS-TC #1 NPar(3) coding – Octet 4**

		Bits						
8	7	6	5	4	3	2	1	
x	x	x	x	x	x	x	x	Net_max (maximum net data rate, bits 6 to 1)

**Table 11.36.29.4 – Standard information field – G.992.3 Annex J  
downstream PTM TPS-TC #1 NPar(3) coding – Octet 5**

		Bits						
8	7	6	5	4	3	2	1	
x	x	x	x	x	x	x	x	Net_reserve (minimum reserved net data rate, bits 12 to 7)

**Table 11.36.29.5 – Standard information field – G.992.3 Annex J  
downstream PTM TPS-TC #1 NPar(3) coding – Octet 6**

		Bits						
8	7	6	5	4	3	2	1	
x	x	x	x	x	x	x	x	G.992.3 Annex J downstream PTM TPS-TC #1 NPar(3)s – Octet 6
								Net_reserve (minimum reserved net data rate, bits 6 to 1)

**Table 11.36.29.6 – Standard information field – G.992.3 Annex J  
downstream PTM TPS-TC #1 NPar(3) coding – Octet 7**

		Bits						
8	7	6	5	4	3	2	1	
x	x	x	x	x	x	x	x	G.992.3 Annex J downstream PTM TPS-TC #1 NPar(3)s – Octet 7
								Delay_max (maximum delay) (n milliseconds, n = 0 to 63)

**Table 11.36.29.7 – Standard information field – G.992.3 Annex J  
downstream PTM TPS-TC #1 NPar(3) coding – Octet 8**

		Bits						
8	7	6	5	4	3	2	1	
x	x					x	x	G.992.3 Annex J downstream PTM TPS-TC #1 NPar(3)s – Octet 8
								Error_max (maximum bit error ratio)
x	x			x	x			INP_min (minimum impulse noise protection) (bits 2 and 1)
x	x		x					Reserved for allocation by ITU-T
x	x	x						Reserved for allocation by ITU-T

**Table 11.36.29.8 – Standard information field – G.992.3 Annex J  
downstream PTM TPS-TC #1 NPar(3) coding – Octet 9**

		Bits						
8	7	6	5	4	3	2	1	
x	x	x	x	x	x	x	x	G.992.3 Annex J downstream PTM TPS-TC #1 NPar(3)s – Octet 9
								INP_min (minimum impulse noise protection) (bits 8 to 3)

**Table 11.36.29.9 – Standard information field – G.992.3 Annex J  
downstream PTM TPS-TC #1 NPar(3) coding – Octet 10**

		Bits						
8	7	6	5	4	3	2	1	
x	x	x	x	x	x	x	1	G.992.3 Annex J downstream PTM TPS-TC #1 NPar(3)s – Octet 10
								HDLC encapsulation
x	x	x	x	x	x	1	x	Reserved by ITU-T
x	x	x	x	x	1	x	x	Reserved by ITU-T
x	x	x	x	1	x	x	x	64/65-octet encapsulation with short packets
x	x	x	1	x	x	x	x	64/65-octet encapsulation with pre-emption
x	x	1	x	x	x	x	x	64/65-octet encapsulation supported

**Table 11.36.29.10 – Standard information field – G.992.3 Annex J  
downstream PTM TPS-TC #1 NPar(3) coding – Octet 11**

Bits		G.992.3 Annex J downstream PTM TPS-TC #1 NPar(3)s – Octet 11						
8	7	6	5	4	3	2	1	
x	x	x	x	x	x	x	1	CIpolicy ZERO
x	x	x	x	x	x	1	x	CIpolicy ONE
x	x	x	x	x	1	x	x	Reserved for allocation by ITU-T
x	x	x	x	1	x	x	x	Reserved for allocation by ITU-T
x	x	x	1	x	x	x	x	Reserved for allocation by ITU-T
x	x	1	x	x	x	x	x	Reserved for allocation by ITU-T
x	x	0	0	0	0	0	0	No parameters in this octet

**Table 11.36.30 – Standard information field – G.992.3 Annex J  
upstream PTM TPS-TC #1 NPar(3) coding – Octet 1**

Bits		G.992.3 Annex J upstream PTM TPS-TC #1 NPar(3)s – Octet 1						
8	7	6	5	4	3	2	1	
x	x	x	x	x	x	x	x	Net_min (minimum net data rate, bits 12 to 7)

**Table 11.36.30.1 – Standard information field – G.992.3 Annex J  
upstream PTM TPS-TC #1 NPar(3) coding – Octet 2**

Bits		G.992.3 Annex J upstream PTM TPS-TC #1 NPar(3)s – Octet 2						
8	7	6	5	4	3	2	1	
x	x	x	x	x	x	x	x	Net_min (minimum net data rate, bits 6 to 1)

**Table 11.36.30.2 – Standard information field – G.992.3 Annex J  
upstream PTM TPS-TC #1 NPar(3) coding – Octet 3**

Bits		G.992.3 Annex J upstream PTM TPS-TC #1 NPar(3)s – Octet 3						
8	7	6	5	4	3	2	1	
x	x	x	x	x	x	x	x	Net_max (maximum net data rate, bits 12 to 7)

**Table 11.36.30.3 – Standard information field – G.992.3 Annex J  
upstream PTM TPS-TC #1 NPar(3) coding – Octet 4**

Bits		G.992.3 Annex J upstream PTM TPS-TC #1 NPar(3)s – Octet 4						
8	7	6	5	4	3	2	1	
x	x	x	x	x	x	x	x	Net_max (maximum net data rate, bits 6 to 1)

**Table 11.36.30.4 – Standard information field – G.992.3 Annex J  
upstream PTM TPS-TC #1 NPar(3) coding – Octet 5**

Bits		G.992.3 Annex J upstream PTM TPS-TC #1 NPar(3)s – Octet 5						
8	7	6	5	4	3	2	1	
x	x	x	x	x	x	x	x	Net_reserve (minimum reserved net data rate, bits 12 to 7)

**Table 11.36.30.5 – Standard information field – G.992.3 Annex J  
upstream PTM TPS-TC #1 NPar(3) coding – Octet 6**

		Bits						
8	7	6	5	4	3	2	1	
x	x	x	x	x	x	x	x	Net_reserve (minimum reserved net data rate, bits 6 to 1)

**Table 11.36.30.6 – Standard information field – G.992.3 Annex J  
upstream PTM TPS-TC #1 NPar(3) coding – Octet 7**

		Bits						
8	7	6	5	4	3	2	1	
x	x	x	x	x	x	x	x	Delay_max (maximum delay) (n milliseconds, n = 0 to 63)

**Table 11.36.30.7 – Standard information field – G.992.3 Annex J  
upstream PTM TPS-TC #1 NPar(3) coding – Octet 8**

		Bits						
8	7	6	5	4	3	2	1	
x	x					x	x	Error_max (maximum bit error ratio)
x	x			x	x			INP_min (minimum impulse noise protection) (bits 2 and 1)
x	x		x					Reserved for allocation by ITU-T
x	x	x						Reserved for allocation by ITU-T

**Table 11.36.30.8 – Standard information field – G.992.3 Annex J  
upstream PTM TPS-TC #1 NPar(3) coding – Octet 9**

		Bits						
8	7	6	5	4	3	2	1	
x	x	x	x	x	x	x	x	INP_min (minimum impulse noise protection) (bits 8 to 3)

**Table 11.36.30.9 – Standard information field – G.992.3 Annex J  
upstream PTM TPS-TC #1 NPar(3) coding – Octet 10**

		Bits						
8	7	6	5	4	3	2	1	
x	x	x	x	x	x	x	1	HDLC encapsulation
x	x	x	x	x	x	1	x	Reserved by ITU-T
x	x	x	x	x	1	x	x	Reserved by ITU-T
x	x	x	x	1	x	x	x	64/65-octet encapsulation with short packets
x	x	x	1	x	x	x	x	64/65-octet encapsulation with pre-emption
x	x	1	x	x	x	x	x	64/65-octet encapsulation supported

**Table 11.36.30.10 – Standard information field – G.992.3 Annex J  
upstream PTM TPS-TC #1 NPar(3) coding – Octet 11**

		Bits						
8	7	6	5	4	3	2	1	
x	x	x	x	x	x	x	1	CIpolicy ZERO
x	x	x	x	x	x	1	x	CIpolicy ONE
x	x	x	x	x	1	x	x	Reserved for allocation by ITU-T
x	x	x	x	1	x	x	x	Reserved for allocation by ITU-T
x	x	x	1	x	x	x	x	Reserved for allocation by ITU-T
x	x	1	x	x	x	x	x	Reserved for allocation by ITU-T
x	x	0	0	0	0	0	0	No parameters in this octet

**Table 11.36.31 – Standard information field – G.992.3 Annex J  
downstream PMS-TC latency path #1 NPar(3) coding – Octet 1**

		Bits						
8	7	6	5	4	3	2	1	
x	x	x	x	x	x	x	x	Net_max (maximum net data rate, bits 12 to 7)

**Table 11.36.31.1 – Standard information field – G.992.3 Annex J  
downstream PMS-TC latency path #1 NPar(3) coding – Octet 2**

		Bits						
8	7	6	5	4	3	2	1	
x	x	x	x	x	x	x	x	Net_max (maximum net data rate, bits 6 to 1)

**Table 11.36.31.2 – Standard information field – G.992.3 Annex J  
downstream PMS-TC latency path #1 NPar(3) coding – Octet 3**

		Bits						
8	7	6	5	4	3	2	1	
x	x			x	x	x	x	$R_{1\max}$ value ( $2^n$ , $n = 0$ to $15$ )
x	x	x	x					Reserved for allocation by ITU-T

**Table 11.36.31.3 – Standard information field – G.992.3 Annex J  
downstream PMS-TC latency path #1 NPar(3) coding – Octet 4**

		Bits						
8	7	6	5	4	3	2	1	
x	x				x	x	x	$D_{1\max}$ value ( $2^n$ , $n = 0$ to $7$ )
x	x	x	x	x				Reserved for allocation by ITU-T

**Table 11.36.32 – Standard information field – G.992.3 Annex J  
upstream PMS-TC latency path #1 NPar(3) coding – Octet 1**

		Bits						
8	7	6	5	4	3	2	1	
x	x	x	x	x	x	x	x	Net_max (maximum net data rate, bits 12 to 7)

**Table 11.36.32.1 – Standard information field – G.992.3 Annex J upstream PMS-TC latency path #1 NPar(3) coding – Octet 2**

8		7		6		5		4		3		2		1	
<b>G.992.3 Annex J upstream PMS-TC latency path #1 NPar(3)s – Octet 2</b>															
x	x	x	x	x	x	x	x	x	x	x	x	x	x	x	x
Net_max (maximum net data rate, bits 6 to 1)															

**Table 11.36.32.2 – Standard information field – G.992.3 Annex J upstream PMS-TC latency path #1 NPar(3) coding – Octet 3**

8		7		6		5		4		3		2		1	
<b>G.992.3 Annex J upstream PMS-TC latency path #1 NPar(3)s – Octet 3</b>															
x	x					x	x	x	x						
x	x	x	x	Reserved for allocation by ITU-T											
R <sub>1 max</sub> value (2 * n, n = 0 to 15)															

**Table 11.36.32.3 – Standard information field – G.992.3 Annex J upstream PMS-TC latency path #1 NPar(3) coding – Octet 4**

8		7		6		5		4		3		2		1		
<b>G.992.3 Annex J upstream PMS-TC latency path #1 NPar(3)s – Octet 4</b>																
x	x							x	x	x						
x	x	x	x	x	Reserved for allocation by ITU-T											
D <sub>1 max</sub> value (2 <sup>n</sup> , n = 0 to 7)																

**Table 11.36.37 – Standard information field – G.992.3 Annex J downstream STM TPS-TC #2 NPar(3) coding – Octet 1**

8		7		6		5		4		3		2		1	
<b>G.992.3 Annex J downstream STM TPS-TC #2 NPar(3)s – Octet 1</b>															
x	x	x	x	x	x	x	x	x	x	x	x	x	x	x	x
Net_min (minimum net data rate, bits 12 to 7)															

**Table 11.36.37.1 – Standard information field – G.992.3 Annex J downstream STM TPS-TC #2 NPar(3) coding – Octet 2**

8		7		6		5		4		3		2		1	
<b>G.992.3 Annex J downstream STM TPS-TC #2 NPar(3)s – Octet 2</b>															
x	x	x	x	x	x	x	x	x	x	x	x	x	x	x	x
Net_min (minimum net data rate, bits 6 to 1)															

**Table 11.36.37.2 – Standard information field – G.992.3 Annex J downstream STM TPS-TC #2 NPar(3) coding – Octet 3**

8		7		6		5		4		3		2		1	
<b>G.992.3 Annex J downstream STM TPS-TC #2 NPar(3)s – Octet 3</b>															
x	x	x	x	x	x	x	x	x	x	x	x	x	x	x	x
Net_max (maximum net data rate, bits 12 to 7)															

**Table 11.36.37.3 – Standard information field – G.992.3 Annex J downstream STM TPS-TC #2 NPar(3) coding – Octet 4**

8		7		6		5		4		3		2		1	
<b>G.992.3 Annex J downstream STM TPS-TC #2 NPar(3)s – Octet 4</b>															
x	x	x	x	x	x	x	x	x	x	x	x	x	x	x	x
Net_max (maximum net data rate, bits 6 to 1)															

**Table 11.36.37.4 – Standard information field – G.992.3 Annex J  
downstream STM TPS-TC #2 NPar(3) coding – Octet 5**

		Bits						
8	7	6	5	4	3	2	1	
x	x	x	x	x	x	x	x	Net_reserve (minimum reserved net data rate, bits 12 to 7)

**Table 11.36.37.5 – Standard information field – G.992.3 Annex J  
downstream STM TPS-TC #2 NPar(3) coding – Octet 6**

		Bits						
8	7	6	5	4	3	2	1	
x	x	x	x	x	x	x	x	Net_reserve (minimum reserved net data rate, bits 6 to 1)

**Table 11.36.37.6 – Standard information field – G.992.3 Annex J  
downstream STM TPS-TC #2 NPar(3) coding – Octet 7**

		Bits						
8	7	6	5	4	3	2	1	
x	x	x	x	x	x	x	x	Delay_max (maximum delay) (n milliseconds, n = 0 to 63)

**Table 11.36.37.7 – Standard information field – G.992.3 Annex J  
downstream STM TPS-TC #2 NPar(3) coding – Octet 8**

		Bits						
8	7	6	5	4	3	2	1	
x	x					x	x	Error_max (maximum bit error ratio)
x	x			x	x			INP_min (minimum impulse noise protection) (bits 2 and 1)
x	x		x					Reserved for allocation by ITU-T
x	x	x						Reserved for allocation by ITU-T

**Table 11.36.37.8 – Standard information field – G.992.3 Annex J  
downstream STM TPS-TC #2 NPar(3) coding – Octet 9**

		Bits						
8	7	6	5	4	3	2	1	
x	x	x	x	x	x	x	x	INP_min (minimum impulse noise protection) (bits 8 to 3)

**Table 11.36.37.9 – Standard information field – G.992.3 Annex J  
downstream STM TPS-TC #2 NPar(3) coding – Octet 10**

		Bits						
8	7	6	5	4	3	2	1	
x	x	x	x	x	x	x	1	CIpolicy ZERO
x	x	x	x	x	x	1	x	CIpolicy ONE
x	x	x	x	x	1	x	x	Reserved for allocation by ITU-T
x	x	x	x	1	x	x	x	Reserved for allocation by ITU-T
x	x	x	1	x	x	x	x	Reserved for allocation by ITU-T
x	x	1	x	x	x	x	x	Reserved for allocation by ITU-T
x	x	0	0	0	0	0	0	No parameters in this octet



**Table 11.36.38 – Standard information field – G.992.3 Annex J  
upstream STM TPS-TC #2 NPar(3) coding – Octet 1**

8		7		Bits							G.992.3 Annex J upstream STM TPS-TC #2 NPar(3)s – Octet 1
8	7	6	5	4	3	2	1				
x	x	x	x	x	x	x	x	x	x	Net_min (minimum net data rate, bits 12 to 7)	

**Table 11.36.38.1 – Standard information field – G.992.3 Annex J  
upstream STM TPS-TC #2 NPar(3) coding – Octet 2**

8		7		Bits							G.992.3 Annex J upstream STM TPS-TC #2 NPar(3)s – Octet 2
8	7	6	5	4	3	2	1				
x	x	x	x	x	x	x	x	x	x	Net_min (minimum net data rate, bits 6 to 1)	

**Table 11.36.38.2 – Standard information field – G.992.3 Annex J  
upstream STM TPS-TC #2 NPar(3) coding – Octet 3**

8		7		Bits							G.992.3 Annex J upstream STM TPS-TC #2 NPar(3)s – Octet 3
8	7	6	5	4	3	2	1				
x	x	x	x	x	x	x	x	x	x	Net_max (maximum net data rate, bits 12 to 7)	

**Table 11.36.38.3 – Standard information field – G.992.3 Annex J  
upstream STM TPS-TC #2 NPar(3) coding – Octet 4**

8		7		Bits							G.992.3 Annex J upstream STM TPS-TC #2 NPar(3)s – Octet 4
8	7	6	5	4	3	2	1				
x	x	x	x	x	x	x	x	x	x	Net_max (maximum net data rate, bits 6 to 1)	

**Table 11.36.38.4 – Standard information field – G.992.3 Annex J  
upstream STM TPS-TC #2 NPar(3) coding – Octet 5**

8		7		Bits							G.992.3 Annex J upstream STM TPS-TC #2 NPar(3)s – Octet 5
8	7	6	5	4	3	2	1				
x	x	x	x	x	x	x	x	x	x	Net_reserve (minimum reserved net data rate, bits 12 to 7)	

**Table 11.36.38.5 – Standard information field – G.992.3 Annex J  
upstream STM TPS-TC #2 NPar(3) coding – Octet 6**

8		7		Bits							G.992.3 Annex J upstream STM TPS-TC #2 NPar(3)s – Octet 6
8	7	6	5	4	3	2	1				
x	x	x	x	x	x	x	x	x	x	Net_reserve (minimum reserved net data rate, bits 6 to 1)	

**Table 11.36.38.6 – Standard information field – G.992.3 Annex J  
upstream STM TPS-TC #2 NPar(3) coding – Octet 7**

8		7		Bits							G.992.3 Annex J upstream STM TPS-TC #2 NPar(3)s – Octet 7
8	7	6	5	4	3	2	1				
x	x	x	x	x	x	x	x	x	x	Delay_max (maximum delay) (n milliseconds, n = 0 to 63)	

**Table 11.36.38.7 – Standard information field – G.992.3 Annex J  
upstream STM TPS-TC #2 NPar(3) coding – Octet 8**

		Bits						
8	7	6	5	4	3	2	1	
x	x					x	x	Error_max (maximum bit error ratio)
x	x			x	x			INP_min (minimum impulse noise protection) (bits 2 and 1)
x	x		x					Reserved for allocation by ITU-T
x	x	x						Reserved for allocation by ITU-T

**Table 11.36.38.8 – Standard information field – G.992.3 Annex J  
upstream STM TPS-TC #2 NPar(3) coding – Octet 9**

		Bits						
8	7	6	5	4	3	2	1	
x	x	x	x	x	x	x	x	INP_min (minimum impulse noise protection) (bits 8 to 3)

**Table 11.36.38.9 – Standard information field – G.992.3 Annex J  
upstream STM TPS-TC #2 NPar(3) coding – Octet 10**

		Bits						
8	7	6	5	4	3	2	1	
x	x	x	x	x	x	x	1	CIpolicy ZERO
x	x	x	x	x	x	1	x	CIpolicy ONE
x	x	x	x	x	1	x	x	Reserved for allocation by ITU-T
x	x	x	x	1	x	x	x	Reserved for allocation by ITU-T
x	x	x	1	x	x	x	x	Reserved for allocation by ITU-T
x	x	1	x	x	x	x	x	Reserved for allocation by ITU-T
x	x	0	0	0	0	0	0	No parameters in this octet

**Table 11.36.39 – Standard information field – G.992.3 Annex J  
downstream ATM TPS-TC #2 NPar(3) coding – Octet 1**

		Bits						
8	7	6	5	4	3	2	1	
x	x	x	x	x	x	x	x	Net_min (minimum net data rate, bits 12 to 7)

**Table 11.36.39.1 – Standard information field – G.992.3 Annex J  
downstream ATM TPS-TC #2 NPar(3) coding – Octet 2**

		Bits						
8	7	6	5	4	3	2	1	
x	x	x	x	x	x	x	x	Net_min (minimum net data rate, bits 6 to 1)

**Table 11.36.39.2 – Standard information field – G.992.3 Annex J  
downstream ATM TPS-TC #2 NPar(3) coding – Octet 3**

		Bits						
8	7	6	5	4	3	2	1	
x	x	x	x	x	x	x	x	Net_max (maximum net data rate, bits 12 to 7)

**Table 11.36.39.3 – Standard information field – G.992.3 Annex J  
downstream ATM TPS-TC #2 NPar(3) coding – Octet 4**

		Bits						
8	7	6	5	4	3	2	1	
x	x	x	x	x	x	x	x	Net_max (maximum net data rate, bits 6 to 1)

**Table 11.36.39.4 – Standard information field – G.992.3 Annex J  
downstream ATM TPS-TC #2 NPar(3) coding – Octet 5**

		Bits						
8	7	6	5	4	3	2	1	
x	x	x	x	x	x	x	x	Net_reserve (minimum reserved net data rate, bits 12 to 7)

**Table 11.36.39.5 – Standard information field – G.992.3 Annex J  
downstream ATM TPS-TC #2 NPar(3) coding – Octet 6**

		Bits						
8	7	6	5	4	3	2	1	
x	x	x	x	x	x	x	x	Net_reserve (minimum reserved net data rate, bits 6 to 1)

**Table 11.36.39.6 – Standard information field – G.992.3 Annex J  
downstream ATM TPS-TC #2 NPar(3) coding – Octet 7**

		Bits						
8	7	6	5	4	3	2	1	
x	x	x	x	x	x	x	x	Delay_max (maximum delay) (n milliseconds, n = 0 to 63)

**Table 11.36.39.7 – Standard information field – G.992.3 Annex J  
downstream ATM TPS-TC #2 NPar(3) coding – Octet 8**

		Bits						
8	7	6	5	4	3	2	1	
x	x					x	x	Error_max (maximum bit error ratio)
x	x			x	x			INP_min (minimum impulse noise protection) (bits 2 and 1)
x	x		x					Reserved for allocation by ITU-T
x	x	x						IMA_flag

**Table 11.36.39.8 – Standard information field – G.992.3 Annex J  
downstream ATM TPS-TC #2 NPar(3) coding – Octet 9**

		Bits						
8	7	6	5	4	3	2	1	
x	x	x	x	x	x	x	x	INP_min (minimum impulse noise protection) (bits 8 to 3)

**Table 11.36.39.9 – Standard information field – G.992.3 Annex J  
downstream ATM TPS-TC #2 NPar(3) coding – Octet 10**

8 7		Bits					G.992.3 Annex J downstream ATM TPS-TC #2 NPar(3)s – Octet 10	
8	7	6	5	4	3	2		1
x	x	x	x	x	x	x	1	CIpolicy ZERO
x	x	x	x	x	x	1	x	CIpolicy ONE
x	x	x	x	x	1	x	x	Reserved for allocation by ITU-T
x	x	x	x	1	x	x	x	Reserved for allocation by ITU-T
x	x	x	1	x	x	x	x	Reserved for allocation by ITU-T
x	x	1	x	x	x	x	x	Reserved for allocation by ITU-T
x	x	0	0	0	0	0	0	No parameters in this octet

**Table 11.36.40 – Standard information field – G.992.3 Annex J  
upstream ATM TPS-TC #2 NPar(3) coding – Octet 1**

8 7		Bits					G.992.3 Annex J upstream ATM TPS-TC #2 NPar(3)s – Octet 1	
8	7	6	5	4	3	2		1
x	x	x	x	x	x	x	x	Net_min (minimum net data rate, bits 12 to 7)

**Table 11.36.40.1 – Standard information field – G.992.3 Annex J  
upstream ATM TPS-TC #2 NPar(3) coding – Octet 2**

8 7		Bits					G.992.3 Annex J upstream ATM TPS-TC #2 NPar(3)s – Octet 2	
8	7	6	5	4	3	2		1
x	x	x	x	x	x	x	x	Net_min (minimum net data rate, bits 6 to 1)

**Table 11.36.40.2 – Standard information field – G.992.3 Annex J  
upstream ATM TPS-TC #2 NPar(3) coding – Octet 3**

8 7		Bits					G.992.3 Annex J upstream ATM TPS-TC #2 NPar(3)s – Octet 3	
8	7	6	5	4	3	2		1
x	x	x	x	x	x	x	x	Net_max (maximum net data rate, bits 12 to 7)

**Table 11.36.40.3 – Standard information field – G.992.3 Annex J  
upstream ATM TPS-TC #2 NPar(3) coding – Octet 4**

8 7		Bits					G.992.3 Annex J upstream ATM TPS-TC #2 NPar(3)s – Octet 4	
8	7	6	5	4	3	2		1
x	x	x	x	x	x	x	x	Net_max (maximum net data rate, bits 6 to 1)

**Table 11.36.40.4 – Standard information field – G.992.3 Annex J  
upstream ATM TPS-TC #2 NPar(3) coding – Octet 5**

8 7		Bits					G.992.3 Annex J upstream ATM TPS-TC #2 NPar(3)s – Octet 5	
8	7	6	5	4	3	2		1
x	x	x	x	x	x	x	x	Net_reserve (minimum reserved net data rate, bits 12 to 7)

**Table 11.36.40.5 – Standard information field – G.992.3 Annex J  
upstream ATM TPS-TC #2 NPar(3) coding – Octet 6**

		Bits						
8	7	6	5	4	3	2	1	
x	x	x	x	x	x	x	x	Net_reserve (minimum reserved net data rate, bits 6 to 1)

**Table 11.36.40.6 – Standard information field – G.992.3 Annex J  
upstream ATM TPS-TC #2 NPar(3) coding – Octet 7**

		Bits						
8	7	6	5	4	3	2	1	
x	x	x	x	x	x	x	x	Delay_max (maximum delay) (n milliseconds, n = 0 to 63)

**Table 11.36.40.7 – Standard information field – G.992.3 Annex J  
upstream ATM TPS-TC #2 NPar(3) coding – Octet 8**

		Bits						
8	7	6	5	4	3	2	1	
x	x					x	x	Error_max (maximum bit error ratio)
x	x			x	x			INP_min (minimum impulse noise protection) (bits 2 and 1)
x	x		x					Reserved for allocation by ITU-T
x	x	x						IMA_flag

**Table 11.36.40.8 – Standard information field – G.992.3 Annex J  
upstream ATM TPS-TC #2 NPar(3) coding – Octet 9**

		Bits						
8	7	6	5	4	3	2	1	
x	x	x	x	x	x	x	x	INP_min (minimum impulse noise protection) (bits 8 to 3)

**Table 11.36.40.9 – Standard information field – G.992.3 Annex J  
upstream ATM TPS-TC #2 NPar(3) coding – Octet 10**

		Bits						
8	7	6	5	4	3	2	1	
x	x	x	x	x	x	x	1	CIpolicy ZERO
x	x	x	x	x	x	1	x	CIpolicy ONE
x	x	x	x	x	1	x	x	Reserved for allocation by ITU-T
x	x	x	x	1	x	x	x	Reserved for allocation by ITU-T
x	x	x	1	x	x	x	x	Reserved for allocation by ITU-T
x	x	1	x	x	x	x	x	Reserved for allocation by ITU-T
x	x	0	0	0	0	0	0	No parameters in this octet

**Table 11.36.41 – Standard information field – G.992.3 Annex J  
downstream PTM TPS-TC #2 NPar(3) coding – Octet 1**

		Bits						
8	7	6	5	4	3	2	1	
x	x	x	x	x	x	x	x	Net_min (minimum net data rate, bits 12 to 7)

**Table 11.36.41.1 – Standard information field – G.992.3 Annex J  
downstream PTM TPS-TC #2 NPar(3) coding – Octet 2**

		Bits						
8	7	6	5	4	3	2	1	
x	x	x	x	x	x	x	x	G.992.3 Annex J downstream PTM TPS-TC #2 NPar(3)s – Octet 2
								Net_min (minimum net data rate, bits 6 to 1)

**Table 11.36.41.2 – Standard information field – G.992.3 Annex J  
downstream PTM TPS-TC #2 NPar(3) coding – Octet 3**

		Bits						
8	7	6	5	4	3	2	1	
x	x	x	x	x	x	x	x	G.992.3 Annex J downstream PTM TPS-TC #2 NPar(3)s – Octet 3
								Net_max (maximum net data rate, bits 12 to 7)

**Table 11.36.41.3 – Standard information field – G.992.3 Annex J  
downstream PTM TPS-TC #2 NPar(3) coding – Octet 4**

		Bits						
8	7	6	5	4	3	2	1	
x	x	x	x	x	x	x	x	G.992.3 Annex J downstream PTM TPS-TC #2 NPar(3)s – Octet 4
								Net_max (maximum net data rate, bits 6 to 1)

**Table 11.36.41.4 – Standard information field – G.992.3 Annex J  
downstream PTM TPS-TC #2 NPar(3) coding – Octet 5**

		Bits						
8	7	6	5	4	3	2	1	
x	x	x	x	x	x	x	x	G.992.3 Annex J downstream PTM TPS-TC #2 NPar(3)s – Octet 5
								Net_reserve (minimum reserved net data rate, bits 12 to 7)

**Table 11.36.41.5 – Standard information field – G.992.3 Annex J  
downstream PTM TPS-TC #2 NPar(3) coding – Octet 6**

		Bits						
8	7	6	5	4	3	2	1	
x	x	x	x	x	x	x	x	G.992.3 Annex J downstream PTM TPS-TC #2 NPar(3)s – Octet 6
								Net_reserve (minimum reserved net data rate, bits 6 to 1)

**Table 11.36.41.6 – Standard information field – G.992.3 Annex J  
downstream PTM TPS-TC #2 NPar(3) coding – Octet 7**

		Bits						
8	7	6	5	4	3	2	1	
x	x	x	x	x	x	x	x	G.992.3 Annex J downstream PTM TPS-TC #2 NPar(3)s – Octet 7
								Delay_max (maximum delay) (n milliseconds, n = 0 to 63)

**Table 11.36.41.7 – Standard information field – G.992.3 Annex J  
downstream PTM TPS-TC #2 NPar(3) coding – Octet 8**

		Bits						
8	7	6	5	4	3	2	1	
x	x					x	x	G.992.3 Annex J downstream PTM TPS-TC #2 NPar(3)s – Octet 8
								Error_max (maximum bit error ratio)
x	x			x	x			
								INP_min (minimum impulse noise protection) (bits 2 and 1)
x	x		x					
								Reserved for allocation by ITU-T
x	x	x						
								Reserved for allocation by ITU-T

**Table 11.36.41.8 – Standard information field – G.992.3 Annex J  
downstream PTM TPS-TC #2 NPar(3) coding – Octet 9**

		Bits						
8	7	6	5	4	3	2	1	
x	x	x	x	x	x	x	x	G.992.3 Annex J downstream PTM TPS-TC #2 NPar(3)s – Octet 9
x	x	x	x	x	x	x	x	INP_min (minimum impulse noise protection) (bits 8 to 3)

**Table 11.36.41.9 – Standard information field – G.992.3 Annex J  
downstream PTM TPS-TC #2 NPar(3) coding – Octet 10**

		Bits						
8	7	6	5	4	3	2	1	
x	x	x	x	x	x	x	1	HDLC encapsulation
x	x	x	x	x	x	1	x	Reserved by ITU-T
x	x	x	x	x	1	x	x	Reserved by ITU-T
x	x	x	x	1	x	x	x	64/65-octet encapsulation with short packets
x	x	x	1	x	x	x	x	64/65-octet encapsulation with pre-emption
x	x	1	x	x	x	x	x	64/65-octet encapsulation supported

**Table 11.36.41.10 – Standard information field – G.992.3 Annex J  
downstream PTM TPS-TC #2 NPar(3) coding – Octet 11**

		Bits						
8	7	6	5	4	3	2	1	
x	x	x	x	x	x	x	1	CIpolicy ZERO
x	x	x	x	x	x	1	x	CIpolicy ONE
x	x	x	x	x	1	x	x	Reserved for allocation by ITU-T
x	x	x	x	1	x	x	x	Reserved for allocation by ITU-T
x	x	x	1	x	x	x	x	Reserved for allocation by ITU-T
x	x	1	x	x	x	x	x	Reserved for allocation by ITU-T
x	x	0	0	0	0	0	0	No parameters in this octet

**Table 11.36.42 – Standard information field – G.992.3 Annex J  
upstream PTM TPS-TC #2 NPar(3) coding – Octet 1**

		Bits						
8	7	6	5	4	3	2	1	
x	x	x	x	x	x	x	x	G.992.3 Annex J upstream PTM TPS-TC #2 NPar(3)s – Octet 1
x	x	x	x	x	x	x	x	Net_min (minimum net data rate, bits 12 to 7)

**Table 11.36.42.1 – Standard information field – G.992.3 Annex J  
upstream PTM TPS-TC #2 NPar(3) coding – Octet 2**

		Bits						
8	7	6	5	4	3	2	1	
x	x	x	x	x	x	x	x	G.992.3 Annex J upstream PTM TPS-TC #2 NPar(3)s – Octet 2
x	x	x	x	x	x	x	x	Net_min (minimum net data rate, bits 6 to 1)

**Table 11.36.42.2 – Standard information field – G.992.3 Annex J  
upstream PTM TPS-TC #2 NPar(3) coding – Octet 3**

		Bits						
8	7	6	5	4	3	2	1	
x	x	x	x	x	x	x	x	Net_max (maximum net data rate, bits 12 to 7)

**Table 11.36.42.3 – Standard information field – G.992.3 Annex J  
upstream PTM TPS-TC #2 NPar(3) coding – Octet 4**

		Bits						
8	7	6	5	4	3	2	1	
x	x	x	x	x	x	x	x	Net_max (maximum net data rate, bits 6 to 1)

**Table 11.36.42.4 – Standard information field – G.992.3 Annex J  
upstream PTM TPS-TC #2 NPar(3) coding – Octet 5**

		Bits						
8	7	6	5	4	3	2	1	
x	x	x	x	x	x	x	x	Net_reserve (minimum reserved net data rate, bits 12 to 7)

**Table 11.36.42.5 – Standard information field – G.992.3 Annex J  
upstream PTM TPS-TC #2 NPar(3) coding – Octet 6**

		Bits						
8	7	6	5	4	3	2	1	
x	x	x	x	x	x	x	x	Net_reserve (minimum reserved net data rate, bits 6 to 1)

**Table 11.36.42.6 – Standard information field – G.992.3 Annex J  
upstream PTM TPS-TC #2 NPar(3) coding – Octet 7**

		Bits						
8	7	6	5	4	3	2	1	
x	x	x	x	x	x	x	x	Delay_max (maximum delay) (n milliseconds, n = 0 to 63)

**Table 11.36.42.7 – Standard information field – G.992.3 Annex J  
upstream PTM TPS-TC #2 NPar(3) coding – Octet 8**

		Bits						
8	7	6	5	4	3	2	1	
x	x					x	x	Error_max (maximum bit error ratio)
x	x			x	x			INP_min (minimum impulse noise protection) (bits 2 and 1)
x	x		x					Reserved for allocation by ITU-T
x	x	x						Reserved for allocation by ITU-T

**Table 11.36.42.8 – Standard information field – G.992.3 Annex J  
upstream PTM TPS-TC #2 NPar(3) coding – Octet 9**

		Bits						
8	7	6	5	4	3	2	1	
x	x	x	x	x	x	x	x	INP_min (minimum impulse noise protection) (bits 8 to 3)



**Table 11.36.42.9 – Standard information field – G.992.3 Annex J  
upstream PTM TPS-TC #2 NPar(3) coding – Octet 10**

		Bits						
8	7	6	5	4	3	2	1	
x	x	x	x	x	x	x	1	HDLC encapsulation
x	x	x	x	x	x	1	x	Reserved by ITU-T
x	x	x	x	x	1	x	x	Reserved by ITU-T
x	x	x	x	1	x	x	x	64/65-octet encapsulation with short packets
x	x	x	1	x	x	x	x	64/65-octet encapsulation with pre-emption
x	x	1	x	x	x	x	x	64/65-octet encapsulation supported

**Table 11.36.42.10 – Standard information field – G.992.3 Annex J  
upstream PTM TPS-TC #2 NPar(3) coding – Octet 11**

		Bits						
8	7	6	5	4	3	2	1	
x	x	x	x	x	x	x	1	Cipolicy ZERO
x	x	x	x	x	x	1	x	Cipolicy ONE
x	x	x	x	x	1	x	x	Reserved for allocation by ITU-T
x	x	x	x	1	x	x	x	Reserved for allocation by ITU-T
x	x	x	1	x	x	x	x	Reserved for allocation by ITU-T
x	x	1	x	x	x	x	x	Reserved for allocation by ITU-T
x	x	0	0	0	0	0	0	No parameters in this octet

**Table 11.36.43 – Standard information field – G.992.3 Annex J  
downstream PMS-TC latency path #2 NPar(3) coding – Octet 1**

		Bits						
8	7	6	5	4	3	2	1	
x	x	x	x	x	x	x	x	Net_max (maximum net data rate, bits 12 to 7)

**Table 11.36.43.1 – Standard information field – G.992.3 Annex J  
downstream PMS-TC latency path #2 NPar(3) coding – Octet 2**

		Bits						
8	7	6	5	4	3	2	1	
x	x	x	x	x	x	x	x	Net_max (maximum net data rate, bits 6 to 1)

**Table 11.36.43.2 – Standard information field – G.992.3 Annex J  
downstream PMS-TC latency path #2 NPar(3) coding – Octet 3**

		Bits						
8	7	6	5	4	3	2	1	
x	x			x	x	x	x	R <sub>2max</sub> value (2 * n, n = 0 to 15)
x	x	x	x					Reserved for allocation by ITU-T

**Table 11.36.43.3 – Standard information field – G.992.3 Annex J downstream PMS-TC latency path #2 NPar(3) coding – Octet 4**

		Bits						
8	7	6	5	4	3	2	1	
x	x				x	x	x	G.992.3 Annex J downstream PMS-TC latency path #2 NPar(3)s – Octet 4
x	x	x	x	x				D <sub>2_max</sub> value (2 <sup>n</sup> , n = 0 to 7)
								Reserved for allocation by ITU-T

**Table 11.36.44 – Standard information field – G.992.3 Annex J upstream PMS-TC latency path #2 NPar(3) coding – Octet 1**

		Bits						
8	7	6	5	4	3	2	1	
x	x	x	x	x	x	x	x	G.992.3 Annex J upstream PMS-TC latency path #2 NPar(3)s – Octet 1
								Net_max (maximum net data rate, bits 12 to 7)

**Table 11.36.44.1 – Standard information field – G.992.3 Annex J upstream PMS-TC latency path #2 NPar(3) coding – Octet 2**

		Bits						
8	7	6	5	4	3	2	1	
x	x	x	x	x	x	x	x	G.992.3 Annex J upstream PMS-TC latency path #2 NPar(3)s – Octet 2
								Net_max (maximum net data rate, bits 6 to 1)

**Table 11.36.44.2 – Standard information field – G.992.3 Annex J upstream PMS-TC latency path #2 NPar(3) coding – Octet 3**

		Bits						
8	7	6	5	4	3	2	1	
x	x			x	x	x	x	G.992.3 Annex J upstream PMS-TC latency path #2 NPar(3)s – Octet 3
x	x	x	x					R <sub>2_max</sub> value (2 * n, n = 0 to 15)
								Reserved for allocation by ITU-T

**Table 11.36.44.3 – Standard information field – G.992.3 Annex J upstream PMS-TC latency path #2 NPar(3) coding – Octet 4**

		Bits						
8	7	6	5	4	3	2	1	
x	x				x	x	x	G.992.3 Annex J upstream PMS-TC latency path #2 NPar(3)s – Octet 4
x	x	x	x	x				D <sub>2_max</sub> value (2 <sup>n</sup> , n = 0 to 7)
								Reserved for allocation by ITU-T

**Table 11.36.49 – Standard information field – G.992.3 Annex J downstream STM TPS-TC #3 NPar(3) coding – Octet 1**

		Bits						
8	7	6	5	4	3	2	1	
x	x	x	x	x	x	x	x	G.992.3 Annex J downstream STM TPS-TC #3 NPar(3)s – Octet 1
								Net_min (minimum net data rate, bits 12 to 7)

**Table 11.36.49.1 – Standard information field – G.992.3 Annex J downstream STM TPS-TC #3 NPar(3) coding – Octet 2**

		Bits						
8	7	6	5	4	3	2	1	
x	x	x	x	x	x	x	x	G.992.3 Annex J downstream STM TPS-TC #3 NPar(3)s – Octet 2
								Net_min (minimum net data rate, bits 6 to 1)

**Table 11.36.49.2 – Standard information field – G.992.3 Annex J  
downstream STM TPS-TC #3 NPar(3) coding – Octet 3**

		Bits						
8	7	6	5	4	3	2	1	
x	x	x	x	x	x	x	x	Net_max (maximum net data rate, bits 12 to 7)

**Table 11.36.49.3 – Standard information field – G.992.3 Annex J  
downstream STM TPS-TC #3 NPar(3) coding – Octet 4**

		Bits						
8	7	6	5	4	3	2	1	
x	x	x	x	x	x	x	x	Net_max (maximum net data rate, bits 6 to 1)

**Table 11.36.49.4 – Standard information field – G.992.3 Annex J  
downstream STM TPS-TC #3 NPar(3) coding – Octet 5**

		Bits						
8	7	6	5	4	3	2	1	
x	x	x	x	x	x	x	x	Net_reserve (minimum reserved net data rate, bits 12 to 7)

**Table 11.36.49.5 – Standard information field – G.992.3 Annex J  
downstream STM TPS-TC #3 NPar(3) coding – Octet 6**

		Bits						
8	7	6	5	4	3	2	1	
x	x	x	x	x	x	x	x	Net_reserve (minimum reserved net data rate, bits 6 to 1)

**Table 11.36.49.6 – Standard information field – G.992.3 Annex J  
downstream STM TPS-TC #3 NPar(3) coding – Octet 7**

		Bits						
8	7	6	5	4	3	2	1	
x	x	x	x	x	x	x	x	Delay_max (maximum delay) (n milliseconds, n = 0 to 63)

**Table 11.36.49.7 – Standard information field – G.992.3 Annex J  
downstream STM TPS-TC #3 NPar(3) coding – Octet 8**

		Bits						
8	7	6	5	4	3	2	1	
x	x					x	x	Error_max (maximum bit error ratio)
x	x			x	x			INP_min (minimum impulse noise protection) (bits 2 and 1)
x	x		x					Reserved for allocation by ITU-T
x	x	x						Reserved for allocation by ITU-T

**Table 11.36.49.8 – Standard information field – G.992.3 Annex J  
downstream STM TPS-TC #3 NPar(3) coding – Octet 9**

		Bits						
8	7	6	5	4	3	2	1	
x	x	x	x	x	x	x	x	INP_min (minimum impulse noise protection) (bits 8 to 3)

**Table 11.36.50 – Standard information field – G.992.3 Annex J  
upstream STM TPS-TC #3 NPar(3) coding – Octet 1**

8		7		Bits							G.992.3 Annex J upstream STM TPS-TC #3 NPar(3)s – Octet 1
8	7	6	5	4	3	2	1				
x	x	x	x	x	x	x	x	x	x	Net_min (minimum net data rate, bits 12 to 7)	

**Table 11.36.50.1 – Standard information field – G.992.3 Annex J  
upstream STM TPS-TC #3 NPar(3) coding – Octet 2**

8		7		Bits							G.992.3 Annex J upstream STM TPS-TC #3 NPar(3)s – Octet 2
8	7	6	5	4	3	2	1				
x	x	x	x	x	x	x	x	x	x	Net_min (minimum net data rate, bits 6 to 1)	

**Table 11.36.50.2 – Standard information field – G.992.3 Annex J  
upstream STM TPS-TC #3 NPar(3) coding – Octet 3**

8		7		Bits							G.992.3 Annex J upstream STM TPS-TC #3 NPar(3)s – Octet 3
8	7	6	5	4	3	2	1				
x	x	x	x	x	x	x	x	x	x	Net_max (maximum net data rate, bits 12 to 7)	

**Table 11.36.50.3 – Standard information field – G.992.3 Annex J  
upstream STM TPS-TC #3 NPar(3) coding – Octet 4**

8		7		Bits							G.992.3 Annex J upstream STM TPS-TC #3 NPar(3)s – Octet 4
8	7	6	5	4	3	2	1				
x	x	x	x	x	x	x	x	x	x	Net_max (maximum net data rate, bits 6 to 1)	

**Table 11.36.50.4 – Standard information field – G.992.3 Annex J  
upstream STM TPS-TC #3 NPar(3) coding – Octet 5**

8		7		Bits							G.992.3 Annex J upstream STM TPS-TC #3 NPar(3)s – Octet 5
8	7	6	5	4	3	2	1				
x	x	x	x	x	x	x	x	x	x	Net_reserve (minimum reserved net data rate, bits 12 to 7)	

**Table 11.36.50.5 – Standard information field – G.992.3 Annex J  
upstream STM TPS-TC #3 NPar(3) coding – Octet 6**

8		7		Bits							G.992.3 Annex J upstream STM TPS-TC #3 NPar(3)s – Octet 6
8	7	6	5	4	3	2	1				
x	x	x	x	x	x	x	x	x	x	Net_reserve (minimum reserved net data rate, bits 6 to 1)	

**Table 11.36.50.6 – Standard information field – G.992.3 Annex J  
upstream STM TPS-TC #3 NPar(3) coding – Octet 7**

8		7		Bits							G.992.3 Annex J upstream STM TPS-TC #3 NPar(3)s – Octet 7
8	7	6	5	4	3	2	1				
x	x	x	x	x	x	x	x	x	x	Delay_max (maximum delay) (n milliseconds, n = 0 to 63)	

**Table 11.36.50.7 – Standard information field – G.992.3 Annex J  
upstream STM TPS-TC #3 NPar(3) coding – Octet 8**

		Bits						
8	7	6	5	4	3	2	1	
x	x					x	x	Error_max (maximum bit error ratio)
x	x			x	x			INP_min (minimum impulse noise protection) (bits 2 and 1)
x	x		x					Reserved for allocation by ITU-T
x	x	x						Reserved for allocation by ITU-T

**Table 11.36.50.8 – Standard information field – G.992.3 Annex J  
upstream STM TPS-TC #3 NPar(3) coding – Octet 9**

		Bits						
8	7	6	5	4	3	2	1	
x	x	x	x	x	x	x	x	INP_min (minimum impulse noise protection) (bits 8 to 3)

**Table 11.36.51 – Standard information field – G.992.3 Annex J  
downstream ATM TPS-TC #3 NPar(3) coding – Octet 1**

		Bits						
8	7	6	5	4	3	2	1	
x	x	x	x	x	x	x	x	Net_min (minimum net data rate, bits 12 to 7)

**Table 11.36.51.1 – Standard information field – G.992.3 Annex J  
downstream ATM TPS-TC #3 NPar(3) coding – Octet 2**

		Bits						
8	7	6	5	4	3	2	1	
x	x	x	x	x	x	x	x	Net_min (minimum net data rate, bits 6 to 1)

**Table 11.36.51.2 – Standard information field – G.992.3 Annex J  
downstream ATM TPS-TC #3 NPar(3) coding – Octet 3**

		Bits						
8	7	6	5	4	3	2	1	
x	x	x	x	x	x	x	x	Net_max (maximum net data rate, bits 12 to 7)

**Table 11.36.51.3 – Standard information field – G.992.3 Annex J  
downstream ATM TPS-TC #3 NPar(3) coding – Octet 4**

		Bits						
8	7	6	5	4	3	2	1	
x	x	x	x	x	x	x	x	Net_max (maximum net data rate, bits 6 to 1)

**Table 11.36.51.4 – Standard information field – G.992.3 Annex J  
downstream ATM TPS-TC #3 NPar(3) coding – Octet 5**

		Bits						
8	7	6	5	4	3	2	1	
x	x	x	x	x	x	x	x	Net_reserve (minimum reserved net data rate, bits 12 to 7)

**Table 11.36.51.5 – Standard information field – G.992.3 Annex J  
downstream ATM TPS-TC #3 NPar(3) coding – Octet 6**

		Bits						
8	7	6	5	4	3	2	1	
x	x	x	x	x	x	x	x	Net_reserve (minimum reserved net data rate, bits 6 to 1)

**Table 11.36.51.6 – Standard information field – G.992.3 Annex J  
downstream ATM TPS-TC #3 NPar(3) coding – Octet 7**

		Bits						
8	7	6	5	4	3	2	1	
x	x	x	x	x	x	x	x	Delay_max (maximum delay) (n milliseconds, n = 0 to 63)

**Table 11.36.51.7 – Standard information field – G.992.3 Annex J  
downstream ATM TPS-TC #3 NPar(3) coding – Octet 8**

		Bits						
8	7	6	5	4	3	2	1	
x	x					x	x	Error_max (maximum bit error ratio)
x	x			x	x			INP_min (minimum impulse noise protection) (bits 2 and 1)
x	x		x					Reserved for allocation by ITU-T
x	x	x						IMA_flag

**Table 11.36.51.8 – Standard information field – G.992.3 Annex J  
downstream ATM TPS-TC #3 NPar(3) coding – Octet 9**

		Bits						
8	7	6	5	4	3	2	1	
x	x	x	x	x	x	x	x	INP_min (minimum impulse noise protection) (bits 8 to 3)

**Table 11.36.52 – Standard information field – G.992.3 Annex J  
upstream ATM TPS-TC #3 NPar(3) coding – Octet 1**

		Bits						
8	7	6	5	4	3	2	1	
x	x	x	x	x	x	x	x	Net_min (minimum net data rate, bits 12 to 7)

**Table 11.36.52.1 – Standard information field – G.992.3 Annex J  
upstream ATM TPS-TC #3 NPar(3) coding – Octet 2**

		Bits						
8	7	6	5	4	3	2	1	
x	x	x	x	x	x	x	x	Net_min (minimum net data rate, bits 6 to 1)

**Table 11.36.52.2 – Standard information field – G.992.3 Annex J  
upstream ATM TPS-TC #3 NPar(3) coding – Octet 3**

		Bits						
8	7	6	5	4	3	2	1	
x	x	x	x	x	x	x	x	Net_max (maximum net data rate, bits 12 to 7)

**Table 11.36.52.3 – Standard information field – G.992.3 Annex J  
upstream ATM TPS-TC #3 NPar(3) coding – Octet 4**

8 7		Bits					G.992.3 Annex J upstream ATM TPS-TC #3 NPar(3)s – Octet 4	
8	7	6	5	4	3	2		1
x	x	x	x	x	x	x	x	Net_max (maximum net data rate, bits 6 to 1)

**Table 11.36.52.4 – Standard information field – G.992.3 Annex J  
upstream ATM TPS-TC #3 NPar(3) coding – Octet 5**

8 7		Bits					G.992.3 Annex J upstream ATM TPS-TC #3 NPar(3)s – Octet 5	
8	7	6	5	4	3	2		1
x	x	x	x	x	x	x	x	Net_reserve (minimum reserved net data rate, bits 12 to 7)

**Table 11.36.52.5 – Standard information field – G.992.3 Annex J  
upstream ATM TPS-TC #3 NPar(3) coding – Octet 6**

8 7		Bits					G.992.3 Annex J upstream ATM TPS-TC #3 NPar(3)s – Octet 6	
8	7	6	5	4	3	2		1
x	x	x	x	x	x	x	x	Net_reserve (minimum reserved net data rate, bits 6 to 1)

**Table 11.36.52.6 – Standard information field – G.992.3 Annex J  
upstream ATM TPS-TC #3 NPar(3) coding – Octet 7**

8 7		Bits					G.992.3 Annex J upstream ATM TPS-TC #3 NPar(3)s – Octet 7	
8	7	6	5	4	3	2		1
x	x	x	x	x	x	x	x	Delay_max (maximum delay) (n milliseconds, n = 0 to 63)

**Table 11.36.52.7 – Standard information field – G.992.3 Annex J  
upstream ATM TPS-TC #3 NPar(3) coding – Octet 8**

8 7		Bits					G.992.3 Annex J upstream ATM TPS-TC #3 NPar(3)s – Octet 8	
8	7	6	5	4	3	2		1
x	x					x	x	Error_max (maximum bit error ratio)
x	x			x	x			INP_min (minimum impulse noise protection) (bits 2 and 1)
x	x		x					Reserved for allocation by ITU-T
x	x	x						IMA_flag

**Table 11.36.52.8 – Standard information field – G.992.3 Annex J  
upstream ATM TPS-TC #3 NPar(3) coding – Octet 9**

8 7		Bits					G.992.3 Annex J upstream ATM TPS-TC #3 NPar(3)s – Octet 9	
8	7	6	5	4	3	2		1
x	x	x	x	x	x	x	x	INP_min (minimum impulse noise protection) (bits 8 to 3)

**Table 11.36.53 – Standard information field – G.992.3 Annex J  
downstream PTM TPS-TC #3 NPar(3) coding – Octet 1**

8 7		Bits					G.992.3 Annex J downstream PTM TPS-TC #3 NPar(3)s – Octet 1	
8	7	6	5	4	3	2		1
x	x	x	x	x	x	x	x	Net_min (minimum net data rate, bits 12 to 7)

**Table 11.36.53.1 – Standard information field – G.992.3 Annex J  
downstream PTM TPS-TC #3 NPar(3) coding – Octet 2**

		Bits						
8	7	6	5	4	3	2	1	
x	x	x	x	x	x	x	x	G.992.3 Annex J downstream PTM TPS-TC #3 NPar(3)s – Octet 2
								Net_min (minimum net data rate, bits 6 to 1)

**Table 11.36.53.2 – Standard information field – G.992.3 Annex J  
downstream PTM TPS-TC #3 NPar(3) coding – Octet 3**

		Bits						
8	7	6	5	4	3	2	1	
x	x	x	x	x	x	x	x	G.992.3 Annex J downstream PTM TPS-TC #3 NPar(3)s – Octet 3
								Net_max (maximum net data rate, bits 12 to 7)

**Table 11.36.53.3 – Standard information field – G.992.3 Annex J  
downstream PTM TPS-TC #3 NPar(3) coding – Octet 4**

		Bits						
8	7	6	5	4	3	2	1	
x	x	x	x	x	x	x	x	G.992.3 Annex J downstream PTM TPS-TC #3 NPar(3)s – Octet 4
								Net_max (maximum net data rate, bits 6 to 1)

**Table 11.36.53.4 – Standard information field – G.992.3 Annex J  
downstream PTM TPS-TC #3 NPar(3) coding – Octet 5**

		Bits						
8	7	6	5	4	3	2	1	
x	x	x	x	x	x	x	x	G.992.3 Annex J downstream PTM TPS-TC #3 NPar(3)s – Octet 5
								Net_reserve (minimum reserved net data rate, bits 12 to 7)

**Table 11.36.53.5 – Standard information field – G.992.3 Annex J  
downstream PTM TPS-TC #3 NPar(3) coding – Octet 6**

		Bits						
8	7	6	5	4	3	2	1	
x	x	x	x	x	x	x	x	G.992.3 Annex J downstream PTM TPS-TC #3 NPar(3)s – Octet 6
								Net_reserve (minimum reserved net data rate, bits 6 to 1)

**Table 11.36.53.6 – Standard information field – G.992.3 Annex J  
downstream PTM TPS-TC #3 NPar(3) coding – Octet 7**

		Bits						
8	7	6	5	4	3	2	1	
x	x	x	x	x	x	x	x	G.992.3 Annex J downstream PTM TPS-TC #3 NPar(3)s – Octet 7
								Delay_max (maximum delay) (n milliseconds, n = 0 to 63)

**Table 11.36.53.7 – Standard information field – G.992.3 Annex J  
downstream PTM TPS-TC #3 NPar(3) coding – Octet 8**

		Bits						
8	7	6	5	4	3	2	1	
x	x					x	x	G.992.3 Annex J downstream PTM TPS-TC #3 NPar(3)s – Octet 8
								Error_max (maximum bit error ratio)
x	x			x	x			INP_min (minimum impulse noise protection) (bits 2 and 1)
x	x		x					Reserved for allocation by ITU-T
x	x	x						Reserved for allocation by ITU-T



**Table 11.36.53.8 – Standard information field – G.992.3 Annex J  
downstream PTM TPS-TC #3 NPar(3) coding – Octet 9**

8		7		6		5		4		3		2		1		G.992.3 Annex J downstream PTM TPS-TC #3 NPar(3)s – Octet 9
x		x		x		x		x		x		x		x		
																INP_min (minimum impulse noise protection) (bits 8 to 3)

**Table 11.36.53.9 – Standard information field – G.992.3 Annex J  
downstream PTM TPS-TC #3 NPar(3) coding – Octet 10**

8		7		6		5		4		3		2		1		G.992.3 Annex J downstream PTM TPS-TC #3 NPar(3)s – Octet 10
x		x		x		x		x		x		x		x		
																HDLC encapsulation
																Reserved by ITU-T
																Reserved by ITU-T
																64/65-octet encapsulation with short packets
																64/65-octet encapsulation with pre-emption
																64/65-octet encapsulation supported

**Table 11.36.54 – Standard information field – G.992.3 Annex J  
upstream PTM TPS-TC #3 NPar(3) coding – Octet 1**

8		7		6		5		4		3		2		1		G.992.3 Annex J upstream PTM TPS-TC #3 NPar(3)s – Octet 1
x		x		x		x		x		x		x		x		
																Net_min (minimum net data rate, bits 12 to 7)

**Table 11.36.54.1 – Standard information field – G.992.3 Annex J  
upstream PTM TPS-TC #3 NPar(3) coding – Octet 2**

8		7		6		5		4		3		2		1		G.992.3 Annex J upstream PTM TPS-TC #3 NPar(3)s – Octet 2
x		x		x		x		x		x		x		x		
																Net_min (minimum net data rate, bits 6 to 1)

**Table 11.36.54.2 – Standard information field – G.992.3 Annex J  
upstream PTM TPS-TC #3 NPar(3) coding – Octet 3**

8		7		6		5		4		3		2		1		G.992.3 Annex J upstream PTM TPS-TC #3 NPar(3)s – Octet 3
x		x		x		x		x		x		x		x		
																Net_max (maximum net data rate, bits 12 to 7)

**Table 11.36.54.3 – Standard information field – G.992.3 Annex J  
upstream PTM TPS-TC #3 NPar(3) coding – Octet 4**

8		7		6		5		4		3		2		1		G.992.3 Annex J upstream PTM TPS-TC #3 NPar(3)s – Octet 4
x		x		x		x		x		x		x		x		
																Net_max (maximum net data rate, bits 6 to 1)

**Table 11.36.54.4 – Standard information field – G.992.3 Annex J  
upstream PTM TPS-TC #3 NPar(3) coding – Octet 5**

		Bits						
8	7	6	5	4	3	2	1	
x	x	x	x	x	x	x	x	Net_reserve (minimum reserved net data rate, bits 12 to 7)

**Table 11.36.54.5 – Standard information field – G.992.3 Annex J  
upstream PTM TPS-TC #3 NPar(3) coding – Octet 6**

		Bits						
8	7	6	5	4	3	2	1	
x	x	x	x	x	x	x	x	Net_reserve (minimum reserved net data rate, bits 6 to 1)

**Table 11.36.54.6 – Standard information field – G.992.3 Annex J  
upstream PTM TPS-TC #3 NPar(3) coding – Octet 7**

		Bits						
8	7	6	5	4	3	2	1	
x	x	x	x	x	x	x	x	Delay_max (maximum delay) (n milliseconds, n = 0 to 63)

**Table 11.36.54.7 – Standard information field – G.992.3 Annex J  
upstream PTM TPS-TC #3 NPar(3) coding – Octet 8**

		Bits						
8	7	6	5	4	3	2	1	
x	x					x	x	Error_max (maximum bit error ratio)
x	x			x	x			INP_min (minimum impulse noise protection) (bits 2 and 1)
x	x		x					Reserved for allocation by ITU-T
x	x	x						Reserved for allocation by ITU-T

**Table 11.36.54.8 – Standard information field – G.992.3 Annex J  
upstream PTM TPS-TC #3 NPar(3) coding – Octet 9**

		Bits						
8	7	6	5	4	3	2	1	
x	x	x	x	x	x	x	x	INP_min (minimum impulse noise protection) (bits 8 to 3)

**Table 11.36.54.9 – Standard information field – G.992.3 Annex J  
upstream PTM TPS-TC #3 NPar(3) coding – Octet 10**

		Bits						
8	7	6	5	4	3	2	1	
x	x	x	x	x	x	x	1	HDLC encapsulation
x	x	x	x	x	x	1	x	Reserved by ITU-T
x	x	x	x	x	1	x	x	Reserved by ITU-T
x	x	x	x	1	x	x	x	64/65-octet encapsulation with short packets
x	x	x	1	x	x	x	x	64/65-octet encapsulation with pre-emption
x	x	1	x	x	x	x	x	64/65-octet encapsulation supported

**Table 11.36.55 – Standard information field – G.992.3 Annex J downstream PMS-TC latency path #3 NPar(3) coding – Octet 1**

8		7		Bits						
				6	5	4	3	2	1	
x	x	x	x	x	x	x	x	x	x	G.992.3 Annex J downstream PMS-TC latency path #3 NPar(3)s – Octet 1
x	x									Net_max (maximum net data rate, bits 12 to 7)

**Table 11.36.55.1 – Standard information field – G.992.3 Annex J downstream PMS-TC latency path #3 NPar(3) coding – Octet 2**

8		7		Bits						
				6	5	4	3	2	1	
x	x	x	x	x	x	x	x	x	x	G.992.3 Annex J downstream PMS-TC latency path #3 NPar(3)s – Octet 2
x	x									Net_max (maximum net data rate, bits 6 to 1)

**Table 11.36.55.2 – Standard information field – G.992.3 Annex J downstream PMS-TC latency path #3 NPar(3) coding – Octet 3**

8		7		Bits						
				6	5	4	3	2	1	
x	x					x	x	x	x	G.992.3 Annex J downstream PMS-TC latency path #3 NPar(3)s – Octet 3
x	x	x	x							$R_{3\max}$ value ( $2^n$ , $n = 0$ to $15$ )
				x	x					Reserved for allocation by ITU-T

**Table 11.36.55.3 – Standard information field – G.992.3 Annex J downstream PMS-TC latency path #3 NPar(3) coding – Octet 4**

8		7		Bits						
				6	5	4	3	2	1	
x	x						x	x	x	G.992.3 Annex J downstream PMS-TC latency path #3 NPar(3)s – Octet 4
x	x	x	x	x						$D_{3\max}$ value ( $2^n$ , $n = 0$ to $7$ )
				x	x	x				Reserved for allocation by ITU-T

**Table 11.36.56 – Standard information field – G.992.3 Annex J upstream PMS-TC latency path #3 NPar(3) coding – Octet 1**

8		7		Bits						
				6	5	4	3	2	1	
x	x	x	x	x	x	x	x	x	x	G.992.3 Annex J upstream PMS-TC latency path #3 NPar(3)s – Octet 1
x	x									Net_max (maximum net data rate, bits 12 to 7)

**Table 11.36.56.1 – Standard information field – G.992.3 Annex J upstream PMS-TC latency path #3 NPar(3) coding – Octet 2**

8		7		Bits						
				6	5	4	3	2	1	
x	x	x	x	x	x	x	x	x	x	G.992.3 Annex J upstream PMS-TC latency path #3 NPar(3)s – Octet 2
x	x									Net_max (maximum net data rate, bits 6 to 1)

**Table 11.36.56.2 – Standard information field – G.992.3 Annex J upstream PMS-TC latency path #3 NPar(3) coding – Octet 3**

8		7		Bits						
				6	5	4	3	2	1	
x	x					x	x	x	x	G.992.3 Annex J upstream PMS-TC latency path #3 NPar(3)s – Octet 3
x	x	x	x							$R_{3\max}$ value ( $2^n$ , $n = 0$ to $15$ )
				x	x					Reserved for allocation by ITU-T

**Table 11.36.56.3 – Standard information field – G.992.3 Annex J upstream PMS-TC latency path #3 NPar(3) coding – Octet 4**

		Bits						
8	7	6	5	4	3	2	1	
x	x				x	x	x	D <sub>3</sub> max value (2 <sup>n</sup> , n = 0 to 7)
x	x	x	x	x				Reserved for allocation by ITU-T

**9.4.19 G.992.4 Annex A Par(2)/Par(3) parameters**

**Table 11.37 – Standard information field – G.992.4 Annex A NPar(2) coding**

		Bits						
8	7	6	5	4	3	2	1	
x	x	x	x	x	x	x	1	NTR
x	x	x	x	x	x	1	x	Short initialization
x	x	x	x	x	1	x	x	Diagnostics mode
x	x	x	x	1	x	x	x	Reserved for allocation by ITU-T
x	x	x	1	x	x	x	x	Reserved for allocation by ITU-T
x	x	1	x	x	x	x	x	Reserved for allocation by ITU-T
x	x	0	0	0	0	0	0	No parameters in this octet

**Table 11.38 – Standard information field – G.992.4 Annex A SPar(2) coding – Octet 1**

		Bits						
8	7	6	5	4	3	2	1	
x	x	x	x	x	x	x	1	Spectrum bounds upstream
x	x	x	x	x	x	1	x	Spectrum shaping upstream
x	x	x	x	x	1	x	x	Spectrum bounds downstream
x	x	x	x	1	x	x	x	Spectrum shaping downstream
x	x	x	1	x	x	x	x	Transmit signal images above the Nyquist frequency
x	x	1	x	x	x	x	x	Reserved for allocation by ITU-T
x	x	0	0	0	0	0	0	No parameters in this octet

**Table 11.38.0.1 – Standard information field – G.992.4 Annex A SPar(2) coding – Octet 2**

		Bits						
8	7	6	5	4	3	2	1	
x	x	x	x	x	x	x	1	Downstream overhead data rate
x	x	x	x	x	x	1	x	Upstream overhead data rate
x	x	x	x	x	1	x	x	Maximum number of downstream TPS-TC functions of each type
x	x	x	x	1	x	x	x	Maximum number of upstream TPS-TC functions of each type
x	x	x	1	x	x	x	x	Reserved for allocation by ITU-T
x	x	1	x	x	x	x	x	Reserved for allocation by ITU-T
x	x	0	0	0	0	0	0	No parameters in this octet

**Table 11.38.0.2 – Standard information field – G.992.4 Annex A SPar(2) coding – Octet 3**

		Bits						G.992.4 Annex A SPar(2)s – Octet 3
8	7	6	5	4	3	2	1	
x	x	x	x	x	x	x	1	Downstream STM TPS-TC #0
x	x	x	x	x	x	1	x	Upstream STM TPS-TC #0
x	x	x	x	x	1	x	x	Downstream ATM TPS-TC #0
x	x	x	x	1	x	x	x	Upstream ATM TPS-TC #0
x	x	x	1	x	x	x	x	Downstream PTM TPS-TC #0
x	x	1	x	x	x	x	x	Upstream PTM TPS-TC #0
x	x	0	0	0	0	0	0	No parameters in this octet

**Table 11.38.0.3 – Standard information field – G.992.4 Annex A SPar(2) coding – Octet 4**

		Bits						G.992.4 Annex A SPar(2)s – Octet 4
8	7	6	5	4	3	2	1	
x	x	x	x	x	x	x	1	Downstream PMS-TC latency path #0 supported
x	x	x	x	x	x	1	x	Upstream PMS-TC latency path #0 supported
x	x	x	x	x	1	x	x	Reserved for allocation by ITU-T
x	x	x	x	1	x	x	x	Reserved for allocation by ITU-T
x	x	x	1	x	x	x	x	Reserved for allocation by ITU-T
x	x	1	x	x	x	x	x	Reserved for allocation by ITU-T
x	x	0	0	0	0	0	0	No parameters in this octet

**Table 11.38.0.4 – Standard information field – G.992.4 Annex A SPar(2) coding – Octet 5**

		Bits						G.992.4 Annex A SPar(2)s – Octet 5
8	7	6	5	4	3	2	1	
x	x	x	x	x	x	x	1	Downstream STM TPS-TC #1
x	x	x	x	x	x	1	x	Upstream STM TPS-TC #1
x	x	x	x	x	1	x	x	Downstream ATM TPS-TC #1
x	x	x	x	1	x	x	x	Upstream ATM TPS-TC #1
x	x	x	1	x	x	x	x	Downstream PTM TPS-TC #1
x	x	1	x	x	x	x	x	Upstream PTM TPS-TC #1
x	x	0	0	0	0	0	0	No parameters in this octet

**Table 11.38.0.5 – Standard information field – G.992.4 Annex A SPar(2) coding – Octet 6**

		Bits						G.992.4 Annex A SPar(2)s – Octet 6
8	7	6	5	4	3	2	1	
x	x	x	x	x	x	x	1	Downstream PMS-TC latency path #1 supported
x	x	x	x	x	x	1	x	Upstream PMS-TC latency path #1 supported
x	x	x	x	x	1	x	x	Reserved for allocation by ITU-T
x	x	x	x	1	x	x	x	Reserved for allocation by ITU-T
x	x	x	1	x	x	x	x	Reserved for allocation by ITU-T
x	x	1	x	x	x	x	x	Reserved for allocation by ITU-T
x	x	0	0	0	0	0	0	No parameters in this octet

**Table 11.38.0.6 – Standard information field – G.992.4 Annex A SPar(2) coding – Octet 7**

		Bits						G.992.4 Annex A SPar(2)s – Octet 7
8	7	6	5	4	3	2	1	
x	x	x	x	x	x	x	1	Downstream STM TPS-TC #2
x	x	x	x	x	x	1	x	Upstream STM TPS-TC #2
x	x	x	x	x	1	x	x	Downstream ATM TPS-TC #2
x	x	x	x	1	x	x	x	Upstream ATM TPS-TC #2
x	x	x	1	x	x	x	x	Downstream PTM TPS-TC #2
x	x	1	x	x	x	x	x	Upstream PTM TPS-TC #2
x	x	0	0	0	0	0	0	No parameters in this octet

**Table 11.38.0.7 – Standard information field – G.992.4 Annex A SPar(2) coding – Octet 8**

		Bits						G.992.4 Annex A SPar(2)s – Octet 8
8	7	6	5	4	3	2	1	
x	x	x	x	x	x	x	1	Downstream PMS-TC latency path #2 supported
x	x	x	x	x	x	1	x	Upstream PMS-TC latency path #2 supported
x	x	x	x	x	1	x	x	Reserved for allocation by ITU-T
x	x	x	x	1	x	x	x	Reserved for allocation by ITU-T
x	x	x	1	x	x	x	x	Reserved for allocation by ITU-T
x	x	1	x	x	x	x	x	Reserved for allocation by ITU-T
x	x	0	0	0	0	0	0	No parameters in this octet

**Table 11.38.0.8 – Standard information field – G.992.4 Annex A SPar(2) coding – Octet 9**

		Bits						G.992.4 Annex A SPar(2)s – Octet 9
8	7	6	5	4	3	2	1	
x	x	x	x	x	x	x	1	Downstream STM TPS-TC #3
x	x	x	x	x	x	1	x	Upstream STM TPS-TC #3
x	x	x	x	x	1	x	x	Downstream ATM TPS-TC #3
x	x	x	x	1	x	x	x	Upstream ATM TPS-TC #3
x	x	x	1	x	x	x	x	Downstream PTM TPS-TC #3
x	x	1	x	x	x	x	x	Upstream PTM TPS-TC #3
x	x	0	0	0	0	0	0	No parameters in this octet

**Table 11.38.0.9 – Standard information field – G.992.4 Annex A SPar(2) coding – Octet 10**

		Bits						G.992.4 Annex A SPar(2)s – Octet 10
8	7	6	5	4	3	2	1	
x	x	x	x	x	x	x	1	Downstream PMS-TC latency path #3 supported
x	x	x	x	x	x	1	x	Upstream PMS-TC latency path #3 supported
x	x	x	x	x	1	x	x	Reserved for allocation by ITU-T
x	x	x	x	1	x	x	x	Reserved for allocation by ITU-T
x	x	x	1	x	x	x	x	Reserved for allocation by ITU-T
x	x	1	x	x	x	x	x	Reserved for allocation by ITU-T
x	x	0	0	0	0	0	0	No parameters in this octet

**Table 11.38.1 – Standard information field – G.992.4 Annex A  
spectrum bounds upstream NPar(3) coding – Octet 1**

		Bits						
8	7	6	5	4	3	2	1	
x	x	0	0	0	x	x	x	NOMPSDus (bits 9 to 7)

**Table 11.38.1.1 – Standard information field – G.992.4 Annex A  
spectrum bounds upstream NPar(3) coding – Octet 2**

		Bits						
8	7	6	5	4	3	2	1	
x	x	x	x	x	x	x	x	NOMPSDus (bits 6 to 1)

**Table 11.38.1.2 – Standard information field – G.992.4 Annex A  
spectrum bounds upstream NPar(3) coding – Octet 3**

		Bits						
8	7	6	5	4	3	2	1	
x	x	0	0	0	x	x	x	MAXNOMPSDus (bits 9 to 7)

**Table 11.38.1.3 – Standard information field – G.992.4 Annex A  
spectrum bounds upstream NPar(3) coding – Octet 4**

		Bits						
8	7	6	5	4	3	2	1	
x	x	x	x	x	x	x	x	MAXNOMPSDus (bits 6 to 1)

**Table 11.38.1.4 – Standard information field – G.992.4 Annex A  
spectrum bounds upstream NPar(3) coding – Octet 5**

		Bits						
8	7	6	5	4	3	2	1	
x	x	0	0	0	x	x	x	MAXNOMATPus (bits 9 to 7)

**Table 11.38.1.5 – Standard information field – G.992.4 Annex A  
spectrum bounds upstream NPar(3) coding – Octet 6**

		Bits						
8	7	6	5	4	3	2	1	
x	x	x	x	x	x	x	x	MAXNOMATPus (bits 6 to 1)

**Table 11.38.2 – Standard information field – G.992.4 Annex A  
spectrum shaping upstream NPar(3) coding – Octet 1**

		Bits						
8	7	6	5	4	3	2	1	
x	x	x	x	x	x	x	x	"First" subcarrier index i (bits 12 to 7)

**Table 11.38.2.1 – Standard information field – G.992.4 Annex A  
spectrum shaping upstream NPar(3) coding – Octet 2**

		Bits						
8	7	6	5	4	3	2	1	
x	x	x	x	x	x	x	x	G.992.4 Annex A spectrum shaping upstream NPar(3)s – Octet 2
								"First" subcarrier index i (bits 6 to 1)

**Table 11.38.2.2 – Standard information field – G.992.4 Annex A  
spectrum shaping upstream NPar(3) coding – Octet 3**

		Bits						
8	7	6	5	4	3	2	1	
		x						G.992.4 Annex A spectrum shaping upstream NPar(3)s – Octet 3
								"First" subcarrier in supported set
x	x		0	0	0	0	x	"First" log <sub>2</sub> tss <sub>i</sub> (bit 7)

**Table 11.38.2.3 – Standard information field – G.992.4 Annex A  
spectrum shaping upstream NPar(3) coding – Octet 4**

		Bits						
8	7	6	5	4	3	2	1	
x	x	x	x	x	x	x	x	G.992.4 Annex A spectrum shaping upstream NPar(3)s – Octet 4
								"First" log <sub>2</sub> tss <sub>i</sub> (bits 6 to 1)

**Table 11.38.2.4\*(j-1) – Standard information field – G.992.4 Annex A  
spectrum shaping upstream NPar(3) coding – Octet 4\*(j-1)+1**

		Bits						
8	7	6	5	4	3	2	1	
x	x	x	x	x	x	x	x	G.992.4 Annex A spectrum shaping upstream NPar(3)s – Octet 4*(j-1)+1
								"Last" subcarrier index i (bits 12 to 7)
NOTE – j is the number of subcarrier indices used to specify the spectral shape.								

**Table 11.38.2.4\*(j-1)+1 – Standard information field – G.992.4 Annex A  
spectrum shaping upstream NPar(3) coding – Octet 4\*(j-1)+2**

		Bits						
8	7	6	5	4	3	2	1	
x	x	x	x	x	x	x	x	G.992.4 Annex A spectrum shaping upstream NPar(3)s – Octet 4*(j-1)+2
								"Last" subcarrier index i (bits 6 to 1)
NOTE – j is the number of subcarrier indices used to specify the spectral shape.								

**Table 11.38.2.4\*(j-1)+2 – Standard information field – G.992.4 Annex A  
spectrum shaping upstream NPar(3) coding – Octet 4\*(j-1)+3**

		Bits						
8	7	6	5	4	3	2	1	
		x						G.992.4 Annex A spectrum shaping upstream NPar(3)s – Octet 4*(j-1)+3
								"Last" subcarrier in supported set
x	x		0	0	0	0	x	"Last" log <sub>2</sub> tss <sub>i</sub> (bit 7)
NOTE – j is the number of subcarrier indices used to specify the spectral shape.								



**Table 11.38.2.4\*(j-1)+3 – Standard information field – G.992.4 Annex A  
spectrum shaping upstream NPar(3) coding – Octet 4\*(j-1)+4**

		Bits						
8	7	6	5	4	3	2	1	
x	x	x	x	x	x	x	x	G.992.4 Annex A spectrum shaping upstream NPar(3)s – Octet 4*(j-1)+4
								"Last" log <sub>2</sub> tss <sub>i</sub> (bits 6 to 1)

**Table 11.38.3 – Standard information field – G.992.4 Annex A  
spectrum bounds downstream NPar(3) coding – Octet 1**

		Bits						
8	7	6	5	4	3	2	1	
x	x	0	0	0	x	x	x	G.992.4 Annex A spectrum bounds downstream NPar(3)s – Octet 1
								NOMPSDds (bits 9 to 7)

**Table 11.38.3.1 – Standard information field – G.992.4 Annex A  
spectrum bounds downstream NPar(3) coding – Octet 2**

		Bits						
8	7	6	5	4	3	2	1	
x	x	x	x	x	x	x	x	G.992.4 Annex A spectrum bounds downstream NPar(3)s – Octet 2
								NOMPSDds (bits 6 to 1)

**Table 11.38.3.2 – Standard information field – G.992.4 Annex A  
spectrum bounds downstream NPar(3) coding – Octet 3**

		Bits						
8	7	6	5	4	3	2	1	
x	x	0	0	0	x	x	x	G.992.4 Annex A spectrum bounds downstream NPar(3)s – Octet 3
								MAXNOMPSDds (bits 9 to 7)

**Table 11.38.3.3 – Standard information field – G.992.4 Annex A  
spectrum bounds downstream NPar(3) coding – Octet 4**

		Bits						
8	7	6	5	4	3	2	1	
x	x	x	x	x	x	x	x	G.992.4 Annex A spectrum bounds downstream NPar(3)s – Octet 4
								MAXNOMPSDds (bits 6 to 1)

**Table 11.38.3.4 – Standard information field – G.992.4 Annex A  
spectrum bounds downstream NPar(3) coding – Octet 5**

		Bits						
8	7	6	5	4	3	2	1	
x	x	0	0	0	x	x	x	G.992.4 Annex A spectrum bounds downstream NPar(3)s – Octet 5
								MAXNOMATPds (bits 9 to 7)

**Table 11.38.3.5 – Standard information field – G.992.4 Annex A  
spectrum bounds downstream NPar(3) coding – Octet 6**

		Bits						
8	7	6	5	4	3	2	1	
x	x	x	x	x	x	x	x	G.992.4 Annex A spectrum bounds downstream NPar(3)s – Octet 6
								MAXNOMATPds (bits 6 to 1)

**Table 11.38.4 – Standard information field – G.992.4 Annex A  
spectrum shaping downstream NPar(3) coding – Octet 1**

		Bits						
8	7	6	5	4	3	2	1	
x	x	x	x	x	x	x	x	G.992.4 Annex A spectrum shaping downstream NPar(3)s – Octet 1
								"First" subcarrier index i (bits 12 to 7)

**Table 11.38.4.1 – Standard information field – G.992.4 Annex A  
spectrum shaping downstream NPar(3) coding – Octet 2**

		Bits						
8	7	6	5	4	3	2	1	
x	x	x	x	x	x	x	x	G.992.4 Annex A spectrum shaping downstream NPar(3)s – Octet 2
								"First" subcarrier index i (bits 6 to 1)

**Table 11.38.4.2 – Standard information field – G.992.4 Annex A  
spectrum shaping downstream NPar(3) coding – Octet 3**

		Bits						
8	7	6	5	4	3	2	1	
		x						G.992.4 Annex A spectrum shaping downstream NPar(3)s – Octet 3
x	x	0	0	0	0	0	x	"First" subcarrier in supported set
								"First" log_tssi (bit 7)

**Table 11.38.4.3 – Standard information field – G.992.4 Annex A  
spectrum shaping downstream NPar(3) coding – Octet 4**

		Bits						
8	7	6	5	4	3	2	1	
x	x	x	x	x	x	x	x	G.992.4 Annex A spectrum shaping downstream NPar(3)s – Octet 4
								"First" log_tss; (bits 6 to 1)

**Table 11.38.4.4\*(j-1) – Standard information field – G.992.4 Annex A  
spectrum shaping downstream NPar(3) coding – Octet 4\*(j-1)+1**

		Bits						
8	7	6	5	4	3	2	1	
x	x	x	x	x	x	x	x	G.992.4 Annex A spectrum shaping downstream NPar(3)s – Octet 4*(j-1)+1
								"Last" subcarrier index i (bits 12 to 7)

NOTE – j is the number of subcarrier indices used to specify the spectral shape.

**Table 11.38.4.4\*(j-1)+1 – Standard information field – G.992.4 Annex A  
spectrum shaping downstream NPar(3) coding – Octet 4\*(j-1)+2**

		Bits						
8	7	6	5	4	3	2	1	
x	x	x	x	x	x	x	x	G.992.4 Annex A spectrum shaping downstream NPar(3)s – Octet 4*(j-1)+2
								"Last" subcarrier index i (bits 6 to 1)

NOTE – j is the number of subcarrier indices used to specify the spectral shape.

**Table 11.38.4.4\*(j-1)+2 – Standard information field – G.992.4 Annex A spectrum shaping downstream NPar(3) coding – Octet 4\*(j-1)+3**

8		7		Bits							
				6	5	4	3	2	1		
										G.992.4 Annex A spectrum shaping downstream NPar(3)s – Octet 4*(j-1)+3	
				x						"Last" subcarrier in supported set	
x		x		0		0		0		x	"Last" log <sub>2</sub> tss <sub>i</sub> (bit 7)

NOTE – j is the number of subcarrier indices used to specify the spectral shape.

**Table 11.38.4.4\*(j-1)+3 – Standard information field – G.992.4 Annex A spectrum shaping downstream NPar(3) coding – Octet 4\*(j-1)+4**

8		7		Bits						
				6	5	4	3	2	1	
										G.992.4 Annex A spectrum shaping downstream NPar(3)s – Octet 4*(j-1)+4
x		x		x						"Last" log <sub>2</sub> tss <sub>i</sub> (bits 6 to 1)

**Table 11.38.5 – Standard information field – G.992.4 Annex A transmit signal images above the Nyquist frequency NPar(3) coding**

8		7		Bits							
				6	5	4	3	2	1		
										G.992.4 Annex A transmit signal images above the Nyquist frequency NPar(3)s	
x		x		x		x				IDFT size N	
x		x						x		x	IFFT fill

**Table 11.38.7 – Standard information field – G.992.4 Annex A downstream overhead data rate NPar(3) coding**

8		7		Bits						
				6	5	4	3	2	1	
										G.992.4 Annex A downstream overhead data rate NPar(3)s
x		x		x		x		x		Minimum overhead data rate ((n+1) * 1 kbit/s, n = 3 to 63)

**Table 11.38.8 – Standard information field – G.992.4 Annex A upstream overhead data rate NPar(3) coding**

8		7		Bits						
				6	5	4	3	2	1	
										G.992.4 Annex A upstream overhead data rate NPar(3)s
x		x		x		x		x		Minimum overhead data rate ((n+1) * 1 kbit/s, n = 3 to 63)

**Table 11.38.9 – Standard information field – G.992.4 Annex A maximum number of downstream TPS-TC functions of each type NPar(3) coding – Octet 1**

8		7		Bits							
				6	5	4	3	2	1		
										G.992.4 Annex A maximum number of downstream TPS-TC functions of each type NPar(3)s – Octet 1	
x		x				x		x		x	Maximum number of downstream STM TPS-TCs (n = 0 to 4)
x		x		x		x					Maximum number of downstream ATM TPS-TCs (n = 0 to 4)

**Table 11.38.9.1 – Standard information field – G.992.4 Annex A  
maximum number of downstream TPS-TC functions of each type NPar(3) coding – Octet 2**

8		7		6		5		4		3		2		1		G.992.4 Annex A maximum number of downstream TPS-TC functions of each type NPar(3)s – Octet 2
x	x									x	x	x				
x	x	x	x	x												Reserved for allocation by ITU-T

**Table 11.38.10 – Standard information field – G.992.4 Annex A  
maximum number of upstream TPS-TC functions of each type NPar(3) coding – Octet 1**

8		7		6		5		4		3		2		1		G.992.4 Annex A maximum number of upstream TPS-TC functions of each type NPar(3)s – Octet 1
x	x									x	x	x				
x	x	x	x	x												Maximum number of upstream ATM TPS-TCs (n = 0 to 4)

**Table 11.38.10.1 – Standard information field – G.992.4 Annex A  
maximum number of upstream TPS-TC functions of each type NPar(3) coding – Octet 2**

8		7		6		5		4		3		2		1		G.992.4 Annex A maximum number of upstream TPS-TC functions of each type NPar(3)s – Octet 2
x	x									x	x	x				
x	x	x	x	x												Reserved for allocation by ITU-T

**Table 11.38.13 – Standard information field – G.992.4 Annex A  
downstream STM TPS-TC #0 NPar(3) coding – Octet 1**

8		7		6		5		4		3		2		1		G.992.4 Annex A downstream STM TPS-TC #0 NPar(3)s – Octet 1
x	x	x	x	x	x	x	x	x	x	x	x	x	x	x	x	

**Table 11.38.13.1 – Standard information field – G.992.4 Annex A  
downstream STM TPS-TC #0 NPar(3) coding – Octet 2**

8		7		6		5		4		3		2		1		G.992.4 Annex A downstream STM TPS-TC #0 NPar(3)s – Octet 2
x	x	x	x	x	x	x	x	x	x	x	x	x	x	x	x	

**Table 11.38.13.2 – Standard information field – G.992.4 Annex A  
downstream STM TPS-TC #0 NPar(3) coding – Octet 3**

8		7		6		5		4		3		2		1		G.992.4 Annex A downstream STM TPS-TC #0 NPar(3)s – Octet 3
x	x	x	x	x	x	x	x	x	x	x	x	x	x	x	x	

**Table 11.38.13.3 – Standard information field – G.992.4 Annex A downstream STM TPS-TC #0 NPar(3) coding – Octet 4**

8		7		Bits						
				6	5	4	3	2	1	
x	x	x	x	x	x	x	x	x	x	Net_max (maximum net data rate, bits 6 to 1)

**Table 11.38.13.4 – Standard information field – G.992.4 Annex A downstream STM TPS-TC #0 NPar(3) coding – Octet 5**

8		7		Bits						
				6	5	4	3	2	1	
x	x	x	x	x	x	x	x	x	x	Net_reserve (minimum reserved net data rate, bits 12 to 7)

**Table 11.38.13.5 – Standard information field – G.992.4 Annex A downstream STM TPS-TC #0 NPar(3) coding – Octet 6**

8		7		Bits						
				6	5	4	3	2	1	
x	x	x	x	x	x	x	x	x	x	Net_reserve (minimum reserved net data rate, bits 6 to 1)

**Table 11.38.13.6 – Standard information field – G.992.4 Annex A downstream STM TPS-TC #0 NPar(3) coding – Octet 7**

8		7		Bits						
				6	5	4	3	2	1	
x	x	x	x	x	x	x	x	x	x	Delay_max (maximum delay) (n milliseconds, n = 0 to 63)

**Table 11.38.13.7 – Standard information field – G.992.4 Annex A downstream STM TPS-TC #0 NPar(3) coding – Octet 8**

8		7		Bits						
				6	5	4	3	2	1	
x	x							x	x	Error_max (maximum bit error ratio)
x	x					x	x			INP_min (minimum impulse noise protection)
x	x			x						Reserved for allocation by ITU-T
x	x	x								Reserved for allocation by ITU-T

**Table 11.38.14 – Standard information field – G.992.4 Annex A upstream STM TPS-TC #0 NPar(3) coding – Octet 1**

8		7		Bits						
				6	5	4	3	2	1	
x	x	x	x	x	x	x	x	x	x	Net_min (minimum net data rate, bits 12 to 7)

**Table 11.38.14.1 – Standard information field – G.992.4 Annex A upstream STM TPS-TC #0 NPar(3) coding – Octet 2**

8		7		Bits						
				6	5	4	3	2	1	
x	x	x	x	x	x	x	x	x	x	Net_min (minimum net data rate, bits 6 to 1)

**Table 11.38.14.2 – Standard information field – G.992.4 Annex A  
upstream STM TPS-TC #0 NPar(3) coding – Octet 3**

		Bits						
8	7	6	5	4	3	2	1	
x	x	x	x	x	x	x	x	Net_max (maximum net data rate, bits 12 to 7)

**Table 11.38.14.3 – Standard information field – G.992.4 Annex A  
upstream STM TPS-TC #0 NPar(3) coding – Octet 4**

		Bits						
8	7	6	5	4	3	2	1	
x	x	x	x	x	x	x	x	Net_max (maximum net data rate, bits 6 to 1)

**Table 11.38.14.4 – Standard information field – G.992.4 Annex A  
upstream STM TPS-TC #0 NPar(3) coding – Octet 5**

		Bits						
8	7	6	5	4	3	2	1	
x	x	x	x	x	x	x	x	Net_reserve (minimum reserved net data rate, bits 12 to 7)

**Table 11.38.14.5 – Standard information field – G.992.4 Annex A  
upstream STM TPS-TC #0 NPar(3) coding – Octet 6**

		Bits						
8	7	6	5	4	3	2	1	
x	x	x	x	x	x	x	x	Net_reserve (minimum reserved net data rate, bits 6 to 1)

**Table 11.38.14.6 – Standard information field – G.992.4 Annex A  
upstream STM TPS-TC #0 NPar(3) coding – Octet 7**

		Bits						
8	7	6	5	4	3	2	1	
x	x	x	x	x	x	x	x	Delay_max (maximum delay) (n milliseconds, n = 0 to 63)

**Table 11.38.14.7 – Standard information field – G.992.4 Annex A  
upstream STM TPS-TC #0 NPar(3) coding – Octet 8**

		Bits						
8	7	6	5	4	3	2	1	
x	x					x	x	Error_max (maximum bit error ratio)
x	x			x	x			INP_min (minimum impulse noise protection)
x	x		x					Reserved for allocation by ITU-T
x	x	x						Reserved for allocation by ITU-T

**Table 11.38.15 – Standard information field – G.992.4 Annex A  
downstream ATM TPS-TC #0 NPar(3) coding – Octet 1**

		Bits						
8	7	6	5	4	3	2	1	
x	x	x	x	x	x	x	x	Net_min (minimum net data rate, bits 12 to 7)

**Table 11.38.15.1 – Standard information field – G.992.4 Annex A downstream ATM TPS-TC #0 NPar(3) coding – Octet 2**

8		7		Bits							
				6	5	4	3	2	1		
x	x	x	x	x	x	x	x	x	x	G.992.4 Annex A downstream ATM TPS-TC #0 NPar(3)s – Octet 2	
Net_min (minimum net data rate, bits 6 to 1)											

**Table 11.38.15.2 – Standard information field – G.992.4 Annex A downstream ATM TPS-TC #0 NPar(3) coding – Octet 3**

8		7		Bits							
				6	5	4	3	2	1		
x	x	x	x	x	x	x	x	x	x	G.992.4 Annex A downstream ATM TPS-TC #0 NPar(3)s – Octet 3	
Net_max (maximum net data rate, bits 12 to 7)											

**Table 11.38.15.3 – Standard information field – G.992.4 Annex A downstream ATM TPS-TC #0 NPar(3) coding – Octet 4**

8		7		Bits							
				6	5	4	3	2	1		
x	x	x	x	x	x	x	x	x	x	G.992.4 Annex A downstream ATM TPS-TC #0 NPar(3)s – Octet 4	
Net_max (maximum net data rate, bits 6 to 1)											

**Table 11.38.15.4 – Standard information field – G.992.4 Annex A downstream ATM TPS-TC #0 NPar(3) coding – Octet 5**

8		7		Bits							
				6	5	4	3	2	1		
x	x	x	x	x	x	x	x	x	x	G.992.4 Annex A downstream ATM TPS-TC #0 NPar(3)s – Octet 5	
Net_reserve (minimum reserved net data rate, bits 12 to 7)											

**Table 11.38.15.5 – Standard information field – G.992.4 Annex A downstream ATM TPS-TC #0 NPar(3) coding – Octet 6**

8		7		Bits							
				6	5	4	3	2	1		
x	x	x	x	x	x	x	x	x	x	G.992.4 Annex A downstream ATM TPS-TC #0 NPar(3)s – Octet 6	
Net_reserve (minimum reserved net data rate, bits 6 to 1)											

**Table 11.38.15.6 – Standard information field – G.992.4 Annex A downstream ATM TPS-TC #0 NPar(3) coding – Octet 7**

8		7		Bits							
				6	5	4	3	2	1		
x	x	x	x	x	x	x	x	x	x	G.992.4 Annex A downstream ATM TPS-TC #0 NPar(3)s – Octet 7	
Delay_max (maximum delay) (n milliseconds, n = 0 to 63)											

**Table 11.38.15.7 – Standard information field – G.992.4 Annex A downstream ATM TPS-TC #0 NPar(3) coding – Octet 8**

8		7		Bits							
				6	5	4	3	2	1		
x	x							x	x	G.992.4 Annex A downstream ATM TPS-TC #0 NPar(3)s – Octet 8	
Error_max (maximum bit error ratio)											
x	x				x	x				INP_min (minimum impulse noise protection)	
x	x			x						Reserved for allocation by ITU-T	
x	x	x								IMA_flag	

**Table 11.38.16 – Standard information field – G.992.4 Annex A  
upstream ATM TPS-TC #0 NPar(3) coding – Octet 1**

Bits								G.992.4 Annex A upstream ATM TPS-TC #0 NPar(3)s – Octet 1
8	7	6	5	4	3	2	1	
x	x	x	x	x	x	x	x	Net_min (minimum net data rate, bits 12 to 7)

**Table 11.38.16.1 – Standard information field – G.992.4 Annex A  
upstream ATM TPS-TC #0 NPar(3) coding – Octet 2**

Bits								G.992.4 Annex A upstream ATM TPS-TC #0 NPar(3)s – Octet 2
8	7	6	5	4	3	2	1	
x	x	x	x	x	x	x	x	Net_min (minimum net data rate, bits 6 to 1)

**Table 11.38.16.2 – Standard information field – G.992.4 Annex A  
upstream ATM TPS-TC #0 NPar(3) coding – Octet 3**

Bits								G.992.4 Annex A upstream ATM TPS-TC #0 NPar(3)s – Octet 3
8	7	6	5	4	3	2	1	
x	x	x	x	x	x	x	x	Net_max (maximum net data rate, bits 12 to 7)

**Table 11.38.16.3 – Standard information field – G.992.4 Annex A  
upstream ATM TPS-TC #0 NPar(3) coding – Octet 4**

Bits								G.992.4 Annex A upstream ATM TPS-TC #0 NPar(3)s – Octet 4
8	7	6	5	4	3	2	1	
x	x	x	x	x	x	x	x	Net_max (maximum net data rate, bits 6 to 1)

**Table 11.38.16.4 – Standard information field – G.992.4 Annex A  
upstream ATM TPS-TC #0 NPar(3) coding – Octet 5**

Bits								G.992.4 Annex A upstream ATM TPS-TC #0 NPar(3)s – Octet 5
8	7	6	5	4	3	2	1	
x	x	x	x	x	x	x	x	Net_reserve (minimum reserved net data rate, bits 12 to 7)

**Table 11.38.16.5 – Standard information field – G.992.4 Annex A  
upstream ATM TPS-TC #0 NPar(3) coding – Octet 6**

Bits								G.992.4 Annex A upstream ATM TPS-TC #0 NPar(3)s – Octet 6
8	7	6	5	4	3	2	1	
x	x	x	x	x	x	x	x	Net_reserve (minimum reserved net data rate, bits 6 to 1)

**Table 11.38.16.6 – Standard information field – G.992.4 Annex A  
upstream ATM TPS-TC #0 NPar(3) coding – Octet 7**

Bits								G.992.4 Annex A upstream ATM TPS-TC #0 NPar(3)s – Octet 7
8	7	6	5	4	3	2	1	
x	x	x	x	x	x	x	x	Delay_max (maximum delay) (n milliseconds, n = 0 to 63)



**Table 11.38.16.7 – Standard information field – G.992.4 Annex A  
upstream ATM TPS-TC #0 NPar(3) coding – Octet 8**

		Bits						
8	7	6	5	4	3	2	1	
x	x					x	x	Error_max (maximum bit error ratio)
x	x			x	x			INP_min (minimum impulse noise protection)
x	x		x					Reserved for allocation by ITU-T
x	x	x						IMA_flag

**Table 11.38.17 – Standard information field – G.992.4 Annex A  
downstream PTM TPS-TC #0 NPar(3) coding – Octet 1**

		Bits						
8	7	6	5	4	3	2	1	
x	x	x	x	x	x	x	x	Net_min (minimum net data rate, bits 12 to 7)

**Table 11.38.17.1 – Standard information field – G.992.4 Annex A  
downstream PTM TPS-TC #0 NPar(3) coding – Octet 2**

		Bits						
8	7	6	5	4	3	2	1	
x	x	x	x	x	x	x	x	Net_min (minimum net data rate, bits 6 to 1)

**Table 11.38.17.2 – Standard information field – G.992.4 Annex A  
downstream PTM TPS-TC #0 NPar(3) coding – Octet 3**

		Bits						
8	7	6	5	4	3	2	1	
x	x	x	x	x	x	x	x	Net_max (maximum net data rate, bits 12 to 7)

**Table 11.38.17.3 – Standard information field – G.992.4 Annex A  
downstream PTM TPS-TC #0 NPar(3) coding – Octet 4**

		Bits						
8	7	6	5	4	3	2	1	
x	x	x	x	x	x	x	x	Net_max (maximum net data rate, bits 6 to 1)

**Table 11.38.17.4 – Standard information field – G.992.4 Annex A  
downstream PTM TPS-TC #0 NPar(3) coding – Octet 5**

		Bits						
8	7	6	5	4	3	2	1	
x	x	x	x	x	x	x	x	Net_reserve (minimum reserved net data rate, bits 12 to 7)

**Table 11.38.17.5 – Standard information field – G.992.4 Annex A  
downstream PTM TPS-TC #0 NPar(3) coding – Octet 6**

		Bits						
8	7	6	5	4	3	2	1	
x	x	x	x	x	x	x	x	Net_reserve (minimum reserved net data rate, bits 6 to 1)

**Table 11.38.17.6 – Standard information field – G.992.4 Annex A  
downstream PTM TPS-TC #0 NPar(3) coding – Octet 7**

		Bits						
8	7	6	5	4	3	2	1	
x	x	x	x	x	x	x	x	G.992.4 Annex A downstream PTM TPS-TC #0 NPar(3)s – Octet 7
								Delay_max (maximum delay) (n milliseconds, n = 0 to 63)

**Table 11.38.17.7 – Standard information field – G.992.4 Annex A  
downstream PTM TPS-TC #0 NPar(3) coding – Octet 8**

		Bits						
8	7	6	5	4	3	2	1	
x	x					x	x	G.992.4 Annex A downstream PTM TPS-TC #0 NPar(3)s – Octet 8
								Error_max (maximum bit error ratio)
x	x			x	x			INP_min (minimum impulse noise protection)
x	x		x					Reserved for allocation by ITU-T
x	x	x						Reserved for allocation by ITU-T

**Table 11.38.18 – Standard information field – G.992.4 Annex A  
upstream PTM TPS-TC #0 NPar(3) coding – Octet 1**

		Bits						
8	7	6	5	4	3	2	1	
x	x	x	x	x	x	x	x	G.992.4 Annex A upstream PTM TPS-TC #0 NPar(3)s – Octet 1
								Net_min (minimum net data rate, bits 12 to 7)

**Table 11.38.18.1 – Standard information field – G.992.4 Annex A  
upstream PTM TPS-TC #0 NPar(3) coding – Octet 2**

		Bits						
8	7	6	5	4	3	2	1	
x	x	x	x	x	x	x	x	G.992.4 Annex A upstream PTM TPS-TC #0 NPar(3)s – Octet 2
								Net_min (minimum net data rate, bits 6 to 1)

**Table 11.38.18.2 – Standard information field – G.992.4 Annex A  
upstream PTM TPS-TC #0 NPar(3) coding – Octet 3**

		Bits						
8	7	6	5	4	3	2	1	
x	x	x	x	x	x	x	x	G.992.4 Annex A upstream PTM TPS-TC #0 NPar(3)s – Octet 3
								Net_max (maximum net data rate, bits 12 to 7)

**Table 11.38.18.3 – Standard information field – G.992.4 Annex A  
upstream PTM TPS-TC #0 NPar(3) coding – Octet 4**

		Bits						
8	7	6	5	4	3	2	1	
x	x	x	x	x	x	x	x	G.992.4 Annex A upstream PTM TPS-TC #0 NPar(3)s – Octet 4
								Net_max (maximum net data rate, bits 6 to 1)

**Table 11.38.18.4 – Standard information field – G.992.4 Annex A  
upstream PTM TPS-TC #0 NPar(3) coding – Octet 5**

		Bits						
8	7	6	5	4	3	2	1	
x	x	x	x	x	x	x	x	G.992.4 Annex A upstream PTM TPS-TC #0 NPar(3)s – Octet 5
								Net_reserve (minimum reserved net data rate, bits 12 to 7)

**Table 11.38.18.5 – Standard information field – G.992.4 Annex A  
upstream PTM TPS-TC #0 NPar(3) coding – Octet 6**

		Bits						
8	7	6	5	4	3	2	1	
x	x	x	x	x	x	x	x	Net_reserve (minimum reserved net data rate, bits 6 to 1)

**Table 11.38.18.6 – Standard information field – G.992.4 Annex A  
upstream PTM TPS-TC #0 NPar(3) coding – Octet 7**

		Bits						
8	7	6	5	4	3	2	1	
x	x	x	x	x	x	x	x	Delay_max (maximum delay) (n milliseconds, n = 0 to 63)

**Table 11.38.18.7 – Standard information field – G.992.4 Annex A  
upstream PTM TPS-TC #0 NPar(3) coding – Octet 8**

		Bits						
8	7	6	5	4	3	2	1	
x	x					x	x	Error_max (maximum bit error ratio)
x	x			x	x			INP_min (minimum impulse noise protection)
x	x		x					Reserved for allocation by ITU-T
x	x	x						Reserved for allocation by ITU-T

**Table 11.38.19 – Standard information field – G.992.4 Annex A  
downstream PMS-TC latency path #0 NPar(3) coding – Octet 1**

		Bits						
8	7	6	5	4	3	2	1	
x	x	x	x	x	x	x	x	Net_max (maximum net data rate, bits 12 to 7)

**Table 11.38.19.1 – Standard information field – G.992.4 Annex A  
downstream PMS-TC latency path #0 NPar(3) coding – Octet 2**

		Bits						
8	7	6	5	4	3	2	1	
x	x	x	x	x	x	x	x	Net_max (maximum net data rate, bits 6 to 1)

**Table 11.38.20 – Standard information field – G.992.4 Annex A  
upstream PMS-TC latency path #0 NPar(3) coding – Octet 1**

		Bits						
8	7	6	5	4	3	2	1	
x	x	x	x	x	x	x	x	Net_max (maximum net data rate, bits 12 to 7)

**Table 11.38.20.1 – Standard information field – G.992.4 Annex A  
upstream PMS-TC latency path #0 NPar(3) coding – Octet 2**

		Bits						
8	7	6	5	4	3	2	1	
x	x	x	x	x	x	x	x	Net_max (maximum net data rate, bits 6 to 1)

**Table 11.38.21 – Standard information field – G.992.4 Annex A  
downstream STM TPS-TC #1 NPar(3) coding – Octet 1**

		Bits						
8	7	6	5	4	3	2	1	
x	x	x	x	x	x	x	x	Net_min (minimum net data rate, bits 12 to 7)

**Table 11.38.21.1 – Standard information field – G.992.4 Annex A  
downstream STM TPS-TC #1 NPar(3) coding – Octet 2**

		Bits						
8	7	6	5	4	3	2	1	
x	x	x	x	x	x	x	x	Net_min (minimum net data rate, bits 6 to 1)

**Table 11.38.21.2 – Standard information field – G.992.4 Annex A  
downstream STM TPS-TC #1 NPar(3) coding – Octet 3**

		Bits						
8	7	6	5	4	3	2	1	
x	x	x	x	x	x	x	x	Net_max (maximum net data rate, bits 12 to 7)

**Table 11.38.21.3 – Standard information field – G.992.4 Annex A  
downstream STM TPS-TC #1 NPar(3) coding – Octet 4**

		Bits						
8	7	6	5	4	3	2	1	
x	x	x	x	x	x	x	x	Net_max (maximum net data rate, bits 6 to 1)

**Table 11.38.21.4 – Standard information field – G.992.4 Annex A  
downstream STM TPS-TC #1 NPar(3) coding – Octet 5**

		Bits						
8	7	6	5	4	3	2	1	
x	x	x	x	x	x	x	x	Net_reserve (minimum reserved net data rate, bits 12 to 7)

**Table 11.38.21.5 – Standard information field – G.992.4 Annex A  
downstream STM TPS-TC #1 NPar(3) coding – Octet 6**

		Bits						
8	7	6	5	4	3	2	1	
x	x	x	x	x	x	x	x	Net_reserve (minimum reserved net data rate, bits 6 to 1)

**Table 11.38.21.6 – Standard information field – G.992.4 Annex A  
downstream STM TPS-TC #1 NPar(3) coding – Octet 7**

		Bits						
8	7	6	5	4	3	2	1	
x	x	x	x	x	x	x	x	Delay_max (maximum delay) (n milliseconds, n = 0 to 63)

**Table 11.38.21.7 – Standard information field – G.992.4 Annex A  
downstream STM TPS-TC #1 NPar(3) coding – Octet 8**

		Bits						
8	7	6	5	4	3	2	1	
x	x					x	x	Error_max (maximum bit error ratio)
x	x			x	x			INP_min (minimum impulse noise protection)
x	x		x					Reserved for allocation by ITU-T
x	x	x						Reserved for allocation by ITU-T

**Table 11.38.22 – Standard information field – G.992.4 Annex A  
upstream STM TPS-TC #1 NPar(3) coding – Octet 1**

		Bits						
8	7	6	5	4	3	2	1	
x	x	x	x	x	x	x	x	Net_min (minimum net data rate, bits 12 to 7)

**Table 11.38.22.1 – Standard information field – G.992.4 Annex A  
upstream STM TPS-TC #1 NPar(3) coding – Octet 2**

		Bits						
8	7	6	5	4	3	2	1	
x	x	x	x	x	x	x	x	Net_min (minimum net data rate, bits 6 to 1)

**Table 11.38.22.2 – Standard information field – G.992.4 Annex A  
upstream STM TPS-TC #1 NPar(3) coding – Octet 3**

		Bits						
8	7	6	5	4	3	2	1	
x	x	x	x	x	x	x	x	Net_max (maximum net data rate, bits 12 to 7)

**Table 11.38.22.3 – Standard information field – G.992.4 Annex A  
upstream STM TPS-TC #1 NPar(3) coding – Octet 4**

		Bits						
8	7	6	5	4	3	2	1	
x	x	x	x	x	x	x	x	Net_max (maximum net data rate, bits 6 to 1)

**Table 11.38.22.4 – Standard information field – G.992.4 Annex A  
upstream STM TPS-TC #1 NPar(3) coding – Octet 5**

		Bits						
8	7	6	5	4	3	2	1	
x	x	x	x	x	x	x	x	Net_reserve (minimum reserved net data rate, bits 12 to 7)

**Table 11.38.22.5 – Standard information field – G.992.4 Annex A  
upstream STM TPS-TC #1 NPar(3) coding – Octet 6**

		Bits						
8	7	6	5	4	3	2	1	
x	x	x	x	x	x	x	x	Net_reserve (minimum reserved net data rate, bits 6 to 1)

**Table 11.38.22.6 – Standard information field – G.992.4 Annex A  
upstream STM TPS-TC #1 NPar(3) coding – Octet 7**

		Bits						
8	7	6	5	4	3	2	1	
x	x	x	x	x	x	x	x	G.992.4 Annex A upstream STM TPS-TC #1 NPar(3)s – Octet 7
								Delay_max (maximum delay) (n milliseconds, n = 0 to 63)

**Table 11.38.22.7 – Standard information field – G.992.4 Annex A  
upstream STM TPS-TC #1 NPar(3) coding – Octet 8**

		Bits						
8	7	6	5	4	3	2	1	
x	x					x	x	G.992.4 Annex A upstream STM TPS-TC #1 NPar(3)s – Octet 8
								Error_max (maximum bit error ratio)
x	x			x	x			INP_min (minimum impulse noise protection)
x	x		x					Reserved for allocation by ITU-T
x	x	x						Reserved for allocation by ITU-T

**Table 11.38.23 – Standard information field – G.992.4 Annex A  
downstream ATM TPS-TC #1 NPar(3) coding – Octet 1**

		Bits						
8	7	6	5	4	3	2	1	
x	x	x	x	x	x	x	x	G.992.4 Annex A downstream ATM TPS-TC #1 NPar(3)s – Octet 1
								Net_min (minimum net data rate, bits 12 to 7)

**Table 11.38.23.1 – Standard information field – G.992.4 Annex A  
downstream ATM TPS-TC #1 NPar(3) coding – Octet 2**

		Bits						
8	7	6	5	4	3	2	1	
x	x	x	x	x	x	x	x	G.992.4 Annex A downstream ATM TPS-TC #1 NPar(3)s – Octet 2
								Net_min (minimum net data rate, bits 6 to 1)

**Table 11.38.23.2 – Standard information field – G.992.4 Annex A  
downstream ATM TPS-TC #1 NPar(3) coding – Octet 3**

		Bits						
8	7	6	5	4	3	2	1	
x	x	x	x	x	x	x	x	G.992.4 Annex A downstream ATM TPS-TC #1 NPar(3)s – Octet 3
								Net_max (maximum net data rate, bits 12 to 7)

**Table 11.38.23.3 – Standard information field – G.992.4 Annex A  
downstream ATM TPS-TC #1 NPar(3) coding – Octet 4**

		Bits						
8	7	6	5	4	3	2	1	
x	x	x	x	x	x	x	x	G.992.4 Annex A downstream ATM TPS-TC #1 NPar(3)s – Octet 4
								Net_max (maximum net data rate, bits 6 to 1)

**Table 11.38.23.4 – Standard information field – G.992.4 Annex A  
downstream ATM TPS-TC #1 NPar(3) coding – Octet 5**

		Bits						
8	7	6	5	4	3	2	1	
x	x	x	x	x	x	x	x	G.992.4 Annex A downstream ATM TPS-TC #1 NPar(3)s – Octet 5
								Net_reserve (minimum reserved net data rate, bits 12 to 7)

**Table 11.38.23.5 – Standard information field – G.992.4 Annex A downstream ATM TPS-TC #1 NPar(3) coding – Octet 6**

8 7		Bits					G.992.4 Annex A downstream ATM TPS-TC #1 NPar(3)s – Octet 6
		6	5	4	3	2	1
x	x	x	x	x	x	x	x
Net_reserve (minimum reserved net data rate, bits 6 to 1)							

**Table 11.38.23.6 – Standard information field – G.992.4 Annex A downstream ATM TPS-TC #1 NPar(3) coding – Octet 7**

8 7		Bits					G.992.4 Annex A downstream ATM TPS-TC #1 NPar(3)s – Octet 7
		6	5	4	3	2	1
x	x	x	x	x	x	x	x
Delay_max (maximum delay) (n milliseconds, n = 0 to 63)							

**Table 11.38.23.7 – Standard information field – G.992.4 Annex A downstream ATM TPS-TC #1 NPar(3) coding – Octet 8**

8 7		Bits					G.992.4 Annex A downstream ATM TPS-TC #1 NPar(3)s – Octet 8
		6	5	4	3	2	1
x	x					x	x
Error_max (maximum bit error ratio)							
x	x			x	x		
INP_min (minimum impulse noise protection)							
x	x		x				
Reserved for allocation by ITU-T							
x	x	x					
IMA_flag							

**Table 11.38.24 – Standard information field – G.992.4 Annex A upstream ATM TPS-TC #1 NPar(3) coding – Octet 1**

8 7		Bits					G.992.4 Annex A upstream ATM TPS-TC #1 NPar(3)s – Octet 1
		6	5	4	3	2	1
x	x	x	x	x	x	x	x
Net_min (minimum net data rate, bits 12 to 7)							

**Table 11.38.24.1 – Standard information field – G.992.4 Annex A upstream ATM TPS-TC #1 NPar(3) coding – Octet 2**

8 7		Bits					G.992.4 Annex A upstream ATM TPS-TC #1 NPar(3)s – Octet 2
		6	5	4	3	2	1
x	x	x	x	x	x	x	x
Net_min (minimum net data rate, bits 6 to 1)							

**Table 11.38.24.2 – Standard information field – G.992.4 Annex A upstream ATM TPS-TC #1 NPar(3) coding – Octet 3**

8 7		Bits					G.992.4 Annex A upstream ATM TPS-TC #1 NPar(3)s – Octet 3
		6	5	4	3	2	1
x	x	x	x	x	x	x	x
Net_max (maximum net data rate, bits 12 to 7)							

**Table 11.38.24.3 – Standard information field – G.992.4 Annex A upstream ATM TPS-TC #1 NPar(3) coding – Octet 4**

8 7		Bits					G.992.4 Annex A upstream ATM TPS-TC #1 NPar(3)s – Octet 4
		6	5	4	3	2	1
x	x	x	x	x	x	x	x
Net_max (maximum net data rate, bits 6 to 1)							

**Table 11.38.24.4 – Standard information field – G.992.4 Annex A  
upstream ATM TPS-TC #1 NPar(3) coding – Octet 5**

		Bits						
8	7	6	5	4	3	2	1	
x	x	x	x	x	x	x	x	Net_reserve (minimum reserved net data rate, bits 12 to 7)

**Table 11.38.24.5 – Standard information field – G.992.4 Annex A  
upstream ATM TPS-TC #1 NPar(3) coding – Octet 6**

		Bits						
8	7	6	5	4	3	2	1	
x	x	x	x	x	x	x	x	Net_reserve (minimum reserved net data rate, bits 6 to 1)

**Table 11.38.24.6 – Standard information field – G.992.4 Annex A  
upstream ATM TPS-TC #1 NPar(3) coding – Octet 7**

		Bits						
8	7	6	5	4	3	2	1	
x	x	x	x	x	x	x	x	Delay_max (maximum delay) (n milliseconds, n = 0 to 63)

**Table 11.38.24.7 – Standard information field – G.992.4 Annex A  
upstream ATM TPS-TC #1 NPar(3) coding – Octet 8**

		Bits						
8	7	6	5	4	3	2	1	
x	x					x	x	Error_max (maximum bit error ratio)
x	x			x	x			INP_min (minimum impulse noise protection)
x	x		x					Reserved for allocation by ITU-T
x	x	x						IMA_flag

**Table 11.38.25 – Standard information field – G.992.4 Annex A  
downstream PTM TPS-TC #1 NPar(3) coding – Octet 1**

		Bits						
8	7	6	5	4	3	2	1	
x	x	x	x	x	x	x	x	Net_min (minimum net data rate, bits 12 to 7)

**Table 11.38.25.1 – Standard information field – G.992.4 Annex A  
downstream PTM TPS-TC #1 NPar(3) coding – Octet 2**

		Bits						
8	7	6	5	4	3	2	1	
x	x	x	x	x	x	x	x	Net_min (minimum net data rate, bits 6 to 1)

**Table 11.38.25.2 – Standard information field – G.992.4 Annex A  
downstream PTM TPS-TC #1 NPar(3) coding – Octet 3**

		Bits						
8	7	6	5	4	3	2	1	
x	x	x	x	x	x	x	x	Net_max (maximum net data rate, bits 12 to 7)



**Table 11.38.25.3 – Standard information field – G.992.4 Annex A downstream PTM TPS-TC #1 NPar(3) coding – Octet 4**

8		7		Bits						
				6	5	4	3	2	1	
x	x	x	x	x	x	x	x	x	x	Net_max (maximum net data rate, bits 6 to 1)

**Table 11.38.25.4 – Standard information field – G.992.4 Annex A downstream PTM TPS-TC #1 NPar(3) coding – Octet 5**

8		7		Bits						
				6	5	4	3	2	1	
x	x	x	x	x	x	x	x	x	x	Net_reserve (minimum reserved net data rate, bits 12 to 7)

**Table 11.38.25.5 – Standard information field – G.992.4 Annex A downstream PTM TPS-TC #1 NPar(3) coding – Octet 6**

8		7		Bits						
				6	5	4	3	2	1	
x	x	x	x	x	x	x	x	x	x	Net_reserve (minimum reserved net data rate, bits 6 to 1)

**Table 11.38.25.6 – Standard information field – G.992.4 Annex A downstream PTM TPS-TC #1 NPar(3) coding – Octet 7**

8		7		Bits						
				6	5	4	3	2	1	
x	x	x	x	x	x	x	x	x	x	Delay_max (maximum delay) (n milliseconds, n = 0 to 63)

**Table 11.38.25.7 – Standard information field – G.992.4 Annex A downstream PTM TPS-TC #1 NPar(3) coding – Octet 8**

8		7		Bits						
				6	5	4	3	2	1	
x	x							x	x	Error_max (maximum bit error ratio)
x	x					x	x			INP_min (minimum impulse noise protection)
x	x				x					Reserved for allocation by ITU-T
x	x	x								Reserved for allocation by ITU-T

**Table 11.38.26 – Standard information field – G.992.4 Annex A upstream PTM TPS-TC #1 NPar(3) coding – Octet 1**

8		7		Bits						
				6	5	4	3	2	1	
x	x	x	x	x	x	x	x	x	x	Net_min (minimum net data rate, bits 12 to 7)

**Table 11.38.26.1 – Standard information field – G.992.4 Annex A upstream PTM TPS-TC #1 NPar(3) coding – Octet 2**

8		7		Bits						
				6	5	4	3	2	1	
x	x	x	x	x	x	x	x	x	x	Net_min (minimum net data rate, bits 6 to 1)

**Table 11.38.26.2 – Standard information field – G.992.4 Annex A  
upstream PTM TPS-TC #1 NPar(3) coding – Octet 3**

		Bits						
8	7	6	5	4	3	2	1	
x	x	x	x	x	x	x	x	Net_max (maximum net data rate, bits 12 to 7)

**Table 11.38.26.3 – Standard information field – G.992.4 Annex A  
upstream PTM TPS-TC #1 NPar(3) coding – Octet 4**

		Bits						
8	7	6	5	4	3	2	1	
x	x	x	x	x	x	x	x	Net_max (maximum net data rate, bits 6 to 1)

**Table 11.38.26.4 – Standard information field – G.992.4 Annex A  
upstream PTM TPS-TC #1 NPar(3) coding – Octet 5**

		Bits						
8	7	6	5	4	3	2	1	
x	x	x	x	x	x	x	x	Net_reserve (minimum reserved net data rate, bits 12 to 7)

**Table 11.38.26.5 – Standard information field – G.992.4 Annex A  
upstream PTM TPS-TC #1 NPar(3) coding – Octet 6**

		Bits						
8	7	6	5	4	3	2	1	
x	x	x	x	x	x	x	x	Net_reserve (minimum reserved net data rate, bits 6 to 1)

**Table 11.38.26.6 – Standard information field – G.992.4 Annex A  
upstream PTM TPS-TC #1 NPar(3) coding – Octet 7**

		Bits						
8	7	6	5	4	3	2	1	
x	x	x	x	x	x	x	x	Delay_max (maximum delay) (n milliseconds, n = 0 to 63)

**Table 11.38.26.7 – Standard information field – G.992.4 Annex A  
upstream PTM TPS-TC #1 NPar(3) coding – Octet 8**

		Bits						
8	7	6	5	4	3	2	1	
x	x					x	x	Error_max (maximum bit error ratio)
x	x			x	x			INP_min (minimum impulse noise protection)
x	x		x					Reserved for allocation by ITU-T
x	x	x						Reserved for allocation by ITU-T

**Table 11.38.27 – Standard information field – G.992.4 Annex A  
downstream PMS-TC latency path #1 NPar(3) coding – Octet 1**

		Bits						
8	7	6	5	4	3	2	1	
x	x	x	x	x	x	x	x	Net_max (maximum net data rate, bits 12 to 7)

**Table 11.38.27.1 – Standard information field – G.992.4 Annex A downstream PMS-TC latency path #1 NPar(3) coding – Octet 2**

8		7		Bits						
				6	5	4	3	2	1	
x	x	x	x	x	x	x	x	x	x	G.992.4 Annex A downstream PMS-TC latency path #1 NPar(3)s – Octet 2
x	x									Net_max (maximum net data rate, bits 6 to 1)

**Table 11.38.27.2 – Standard information field – G.992.4 Annex A downstream PMS-TC latency path #1 NPar(3) coding – Octet 3**

8		7		Bits						
				6	5	4	3	2	1	
x	x					x	x	x	x	G.992.4 Annex A downstream PMS-TC latency path #1 NPar(3)s – Octet 3
x	x	x	x							R <sub>1 max</sub> value (2 * n, n = 0 to 15)
				x	x					Reserved for allocation by ITU-T

**Table 11.38.27.3 – Standard information field – G.992.4 Annex A downstream PMS-TC latency path #1 NPar(3) coding – Octet 4**

8		7		Bits						
				6	5	4	3	2	1	
x	x						x	x	x	G.992.4 Annex A downstream PMS-TC latency path #1 NPar(3)s – Octet 4
x	x	x	x	x						D <sub>1 max</sub> value (2 <sup>n</sup> , n = 0 to 7)
				x	x	x				Reserved for allocation by ITU-T

**Table 11.38.28 – Standard information field – G.992.4 Annex A upstream PMS-TC latency path #1 NPar(3) coding – Octet 1**

8		7		Bits						
				6	5	4	3	2	1	
x	x	x	x	x	x	x	x	x	x	G.992.4 Annex A upstream PMS-TC latency path #1 NPar(3)s – Octet 1
										Net_max (maximum net data rate, bits 12 to 7)

**Table 11.38.28.1 – Standard information field – G.992.4 Annex A upstream PMS-TC latency path #1 NPar(3) coding – Octet 2**

8		7		Bits						
				6	5	4	3	2	1	
x	x	x	x	x	x	x	x	x	x	G.992.4 Annex A upstream PMS-TC latency path #1 NPar(3)s – Octet 2
										Net_max (maximum net data rate, bits 6 to 1)

**Table 11.38.28.2 – Standard information field – G.992.4 Annex A upstream PMS-TC latency path #1 NPar(3) coding – Octet 3**

8		7		Bits						
				6	5	4	3	2	1	
x	x					x	x	x	x	G.992.4 Annex A upstream PMS-TC latency path #1 NPar(3)s – Octet 3
x	x	x	x							R <sub>1 max</sub> value (2 * n, n = 0 to 15)
				x	x					Reserved for allocation by ITU-T

**Table 11.38.28.3 – Standard information field – G.992.4 Annex A upstream PMS-TC latency path #1 NPar(3) coding – Octet 4**

		Bits						
8	7	6	5	4	3	2	1	
x	x				x	x	x	$D_{1\max}$ value ( $2^n$ , $n = 0$ to $7$ )
x	x	x	x	x				Reserved for allocation by ITU-T

**Table 11.38.29 – Standard information field – G.992.4 Annex A downstream STM TPS-TC #2 NPar(3) coding – Octet 1**

		Bits						
8	7	6	5	4	3	2	1	
x	x	x	x	x	x	x	x	Net_min (minimum net data rate, bits 12 to 7)

**Table 11.38.29.1 – Standard information field – G.992.4 Annex A downstream STM TPS-TC #2 NPar(3) coding – Octet 2**

		Bits						
8	7	6	5	4	3	2	1	
x	x	x	x	x	x	x	x	Net_min (minimum net data rate, bits 6 to 1)

**Table 11.38.29.2 – Standard information field – G.992.4 Annex A downstream STM TPS-TC #2 NPar(3) coding – Octet 3**

		Bits						
8	7	6	5	4	3	2	1	
x	x	x	x	x	x	x	x	Net_max (maximum net data rate, bits 12 to 7)

**Table 11.38.29.3 – Standard information field – G.992.4 Annex A downstream STM TPS-TC #2 NPar(3) coding – Octet 4**

		Bits						
8	7	6	5	4	3	2	1	
x	x	x	x	x	x	x	x	Net_max (maximum net data rate, bits 6 to 1)

**Table 11.38.29.4 – Standard information field – G.992.4 Annex A downstream STM TPS-TC #2 NPar(3) coding – Octet 5**

		Bits						
8	7	6	5	4	3	2	1	
x	x	x	x	x	x	x	x	Net_reserve (minimum reserved net data rate, bits 12 to 7)

**Table 11.38.29.5 – Standard information field – G.992.4 Annex A downstream STM TPS-TC #2 NPar(3) coding – Octet 6**

		Bits						
8	7	6	5	4	3	2	1	
x	x	x	x	x	x	x	x	Net_reserve (minimum reserved net data rate, bits 6 to 1)

**Table 11.38.29.6 – Standard information field – G.992.4 Annex A downstream STM TPS-TC #2 NPar(3) coding – Octet 7**

8 7		Bits					G.992.4 Annex A downstream STM TPS-TC #2 NPar(3)s – Octet 7	
		6	5	4	3	2	1	
x	x	x	x	x	x	x	x	Delay_max (maximum delay) (n milliseconds, n = 0 to 63)

**Table 11.38.29.7 – Standard information field – G.992.4 Annex A downstream STM TPS-TC #2 NPar(3) coding – Octet 8**

8 7		Bits					G.992.4 Annex A downstream STM TPS-TC #2 NPar(3)s – Octet 8	
		6	5	4	3	2	1	
x	x					x	x	Error_max (maximum bit error ratio)
x	x			x	x			INP_min (minimum impulse noise protection)
x	x		x					Reserved for allocation by ITU-T
x	x	x						Reserved for allocation by ITU-T

**Table 11.38.30 – Standard information field – G.992.4 Annex A upstream STM TPS-TC #2 NPar(3) coding – Octet 1**

8 7		Bits					G.992.4 Annex A upstream STM TPS-TC #2 NPar(3)s – Octet 1	
		6	5	4	3	2	1	
x	x	x	x	x	x	x	x	Net_min (minimum net data rate, bits 12 to 7)

**Table 11.38.30.1 – Standard information field – G.992.4 Annex A upstream STM TPS-TC #2 NPar(3) coding – Octet 2**

8 7		Bits					G.992.4 Annex A upstream STM TPS-TC #2 NPar(3)s – Octet 2	
		6	5	4	3	2	1	
x	x	x	x	x	x	x	x	Net_min (minimum net data rate, bits 6 to 1)

**Table 11.38.30.2 – Standard information field – G.992.4 Annex A upstream STM TPS-TC #2 NPar(3) coding – Octet 3**

8 7		Bits					G.992.4 Annex A upstream STM TPS-TC #2 NPar(3)s – Octet 3	
		6	5	4	3	2	1	
x	x	x	x	x	x	x	x	Net_max (maximum net data rate, bits 12 to 7)

**Table 11.38.30.3 – Standard information field – G.992.4 Annex A upstream STM TPS-TC #2 NPar(3) coding – Octet 4**

8 7		Bits					G.992.4 Annex A upstream STM TPS-TC #2 NPar(3)s – Octet 4	
		6	5	4	3	2	1	
x	x	x	x	x	x	x	x	Net_max (maximum net data rate, bits 6 to 1)

**Table 11.38.30.4 – Standard information field – G.992.4 Annex A upstream STM TPS-TC #2 NPar(3) coding – Octet 5**

8 7		Bits					G.992.4 Annex A upstream STM TPS-TC #2 NPar(3)s – Octet 5	
		6	5	4	3	2	1	
x	x	x	x	x	x	x	x	Net_reserve (minimum reserved net data rate, bits 12 to 7)

**Table 11.38.30.5 – Standard information field – G.992.4 Annex A  
upstream STM TPS-TC #2 NPar(3) coding – Octet 6**

		Bits						
8	7	6	5	4	3	2	1	
x	x	x	x	x	x	x	x	Net_reserve (minimum reserved net data rate, bits 6 to 1)

**Table 11.38.30.6 – Standard information field – G.992.4 Annex A  
upstream STM TPS-TC #2 NPar(3) coding – Octet 7**

		Bits						
8	7	6	5	4	3	2	1	
x	x	x	x	x	x	x	x	Delay_max (maximum delay) (n milliseconds, n = 0 to 63)

**Table 11.38.30.7 – Standard information field – G.992.4 Annex A  
upstream STM TPS-TC #2 NPar(3) coding – Octet 8**

		Bits						
8	7	6	5	4	3	2	1	
x	x					x	x	Error_max (maximum bit error ratio)
x	x			x	x			INP_min (minimum impulse noise protection)
x	x		x					Reserved for allocation by ITU-T
x	x	x						Reserved for allocation by ITU-T

**Table 11.38.31 – Standard information field – G.992.4 Annex A  
downstream ATM TPS-TC #2 NPar(3) coding – Octet 1**

		Bits						
8	7	6	5	4	3	2	1	
x	x	x	x	x	x	x	x	Net_min (minimum net data rate, bits 12 to 7)

**Table 11.38.31.1 – Standard information field – G.992.4 Annex A  
downstream ATM TPS-TC #2 NPar(3) coding – Octet 2**

		Bits						
8	7	6	5	4	3	2	1	
x	x	x	x	x	x	x	x	Net_min (minimum net data rate, bits 6 to 1)

**Table 11.38.31.2 – Standard information field – G.992.4 Annex A  
downstream ATM TPS-TC #2 NPar(3) coding – Octet 3**

		Bits						
8	7	6	5	4	3	2	1	
x	x	x	x	x	x	x	x	Net_max (maximum net data rate, bits 12 to 7)

**Table 11.38.31.3 – Standard information field – G.992.4 Annex A  
downstream ATM TPS-TC #2 NPar(3) coding – Octet 4**

		Bits						
8	7	6	5	4	3	2	1	
x	x	x	x	x	x	x	x	Net_max (maximum net data rate, bits 6 to 1)

**Table 11.38.31.4 – Standard information field – G.992.4 Annex A downstream ATM TPS-TC #2 NPar(3) coding – Octet 5**

		Bits						
8	7	6	5	4	3	2	1	
x	x	x	x	x	x	x	x	G.992.4 Annex A downstream ATM TPS-TC #2 NPar(3)s – Octet 5
								Net_reserve (minimum reserved net data rate, bits 12 to 7)

**Table 11.38.31.5 – Standard information field – G.992.4 Annex A downstream ATM TPS-TC #2 NPar(3) coding – Octet 6**

		Bits						
8	7	6	5	4	3	2	1	
x	x	x	x	x	x	x	x	G.992.4 Annex A downstream ATM TPS-TC #2 NPar(3)s – Octet 6
								Net_reserve (minimum reserved net data rate, bits 6 to 1)

**Table 11.38.31.6 – Standard information field – G.992.4 Annex A downstream ATM TPS-TC #2 NPar(3) coding – Octet 7**

		Bits						
8	7	6	5	4	3	2	1	
x	x	x	x	x	x	x	x	G.992.4 Annex A downstream ATM TPS-TC #2 NPar(3)s – Octet 7
								Delay_max (maximum delay) (n milliseconds, n = 0 to 63)

**Table 11.38.31.7 – Standard information field – G.992.4 Annex A downstream ATM TPS-TC #2 NPar(3) coding – Octet 8**

		Bits						
8	7	6	5	4	3	2	1	
x	x					x	x	G.992.4 Annex A downstream ATM TPS-TC #2 NPar(3)s – Octet 8
								Error_max (maximum bit error ratio)
x	x			x	x			
								INP_min (minimum impulse noise protection)
x	x		x					
								Reserved for allocation by ITU-T
x	x	x						
								IMA_flag

**Table 11.38.32 – Standard information field – G.992.4 Annex A upstream ATM TPS-TC #2 NPar(3) coding – Octet 1**

		Bits						
8	7	6	5	4	3	2	1	
x	x	x	x	x	x	x	x	G.992.4 Annex A upstream ATM TPS-TC #2 NPar(3)s – Octet 1
								Net_min (minimum net data rate, bits 12 to 7)

**Table 11.38.32.1 – Standard information field – G.992.4 Annex A upstream ATM TPS-TC #2 NPar(3) coding – Octet 2**

		Bits						
8	7	6	5	4	3	2	1	
x	x	x	x	x	x	x	x	G.992.4 Annex A upstream ATM TPS-TC #2 NPar(3)s – Octet 2
								Net_min (minimum net data rate, bits 6 to 1)

**Table 11.38.32.2 – Standard information field – G.992.4 Annex A upstream ATM TPS-TC #2 NPar(3) coding – Octet 3**

		Bits						
8	7	6	5	4	3	2	1	
x	x	x	x	x	x	x	x	G.992.4 Annex A upstream ATM TPS-TC #2 NPar(3)s – Octet 3
								Net_max (maximum net data rate, bits 12 to 7)

**Table 11.38.32.3 – Standard information field – G.992.4 Annex A upstream ATM TPS-TC #2 NPar(3) coding – Octet 4**

8		7		Bits						
				6	5	4	3	2	1	
x	x	x	x	x	x	x	x	x	x	Net_max (maximum net data rate, bits 6 to 1)

**Table 11.38.32.4 – Standard information field – G.992.4 Annex A upstream ATM TPS-TC #2 NPar(3) coding – Octet 5**

8		7		Bits						
				6	5	4	3	2	1	
x	x	x	x	x	x	x	x	x	x	Net_reserve (minimum reserved net data rate, bits 12 to 7)

**Table 11.38.32.5 – Standard information field – G.992.4 Annex A upstream ATM TPS-TC #2 NPar(3) coding – Octet 6**

8		7		Bits						
				6	5	4	3	2	1	
x	x	x	x	x	x	x	x	x	x	Net_reserve (minimum reserved net data rate, bits 6 to 1)

**Table 11.38.32.6 – Standard information field – G.992.4 Annex A upstream ATM TPS-TC #2 NPar(3) coding – Octet 7**

8		7		Bits						
				6	5	4	3	2	1	
x	x	x	x	x	x	x	x	x	x	Delay_max (maximum delay) (n milliseconds, n = 0 to 63)

**Table 11.38.32.7 – Standard information field – G.992.4 Annex A upstream ATM TPS-TC #2 NPar(3) coding – Octet 8**

8		7		Bits						
				6	5	4	3	2	1	
x	x							x	x	Error_max (maximum bit error ratio)
x	x					x	x			INP_min (minimum impulse noise protection)
x	x			x						Reserved for allocation by ITU-T
x	x	x								IMA_flag

**Table 11.38.33 – Standard information field – G.992.4 Annex A downstream PTM TPS-TC #2 NPar(3) coding – Octet 1**

8		7		Bits						
				6	5	4	3	2	1	
x	x	x	x	x	x	x	x	x	x	Net_min (minimum net data rate, bits 12 to 7)

**Table 11.38.33.1 – Standard information field – G.992.4 Annex A downstream PTM TPS-TC #2 NPar(3) coding – Octet 2**

8		7		Bits						
				6	5	4	3	2	1	
x	x	x	x	x	x	x	x	x	x	Net_min (minimum net data rate, bits 6 to 1)



**Table 11.38.33.2 – Standard information field – G.992.4 Annex A downstream PTM TPS-TC #2 NPar(3) coding – Octet 3**

8		7		Bits							
				6	5	4	3	2	1		
x	x	x	x	x	x	x	x	x	x	Net_max (maximum net data rate, bits 12 to 7)	

**Table 11.38.33.3 – Standard information field – G.992.4 Annex A downstream PTM TPS-TC #2 NPar(3) coding – Octet 4**

8		7		Bits							
				6	5	4	3	2	1		
x	x	x	x	x	x	x	x	x	x	Net_max (maximum net data rate, bits 6 to 1)	

**Table 11.38.33.4 – Standard information field – G.992.4 Annex A downstream PTM TPS-TC #2 NPar(3) coding – Octet 5**

8		7		Bits							
				6	5	4	3	2	1		
x	x	x	x	x	x	x	x	x	x	Net_reserve (minimum reserved net data rate, bits 12 to 7)	

**Table 11.38.33.5 – Standard information field – G.992.4 Annex A downstream PTM TPS-TC #2 NPar(3) coding – Octet 6**

8		7		Bits							
				6	5	4	3	2	1		
x	x	x	x	x	x	x	x	x	x	Net_reserve (minimum reserved net data rate, bits 6 to 1)	

**Table 11.38.33.6 – Standard information field – G.992.4 Annex A downstream PTM TPS-TC #2 NPar(3) coding – Octet 7**

8		7		Bits							
				6	5	4	3	2	1		
x	x	x	x	x	x	x	x	x	x	Delay_max (maximum delay) (n milliseconds, n = 0 to 63)	

**Table 11.38.33.7 – Standard information field – G.992.4 Annex A downstream PTM TPS-TC #2 NPar(3) coding – Octet 8**

8		7		Bits							
				6	5	4	3	2	1		
x	x							x	x	Error_max (maximum bit error ratio)	
x	x				x	x				INP_min (minimum impulse noise protection)	
x	x			x						Reserved for allocation by ITU-T	
x	x	x								Reserved for allocation by ITU-T	

**Table 11.38.34 – Standard information field – G.992.4 Annex A upstream PTM TPS-TC #2 NPar(3) coding – Octet 1**

8		7		Bits							
				6	5	4	3	2	1		
x	x	x	x	x	x	x	x	x	x	Net_min (minimum net data rate, bits 12 to 7)	

**Table 11.38.34.1 – Standard information field – G.992.4 Annex A upstream PTM TPS-TC #2 NPar(3) coding – Octet 2**

8		7		Bits							
				6	5	4	3	2	1		
x	x	x	x	x	x	x	x	x	x	Net_min (minimum net data rate, bits 6 to 1)	

**Table 11.38.34.2 – Standard information field – G.992.4 Annex A upstream PTM TPS-TC #2 NPar(3) coding – Octet 3**

8		7		Bits							
				6	5	4	3	2	1		
x	x	x	x	x	x	x	x	x	x	Net_max (maximum net data rate, bits 12 to 7)	

**Table 11.38.34.3 – Standard information field – G.992.4 Annex A upstream PTM TPS-TC #2 NPar(3) coding – Octet 4**

8		7		Bits							
				6	5	4	3	2	1		
x	x	x	x	x	x	x	x	x	x	Net_max (maximum net data rate, bits 6 to 1)	

**Table 11.38.34.4 – Standard information field – G.992.4 Annex A upstream PTM TPS-TC #2 NPar(3) coding – Octet 5**

8		7		Bits							
				6	5	4	3	2	1		
x	x	x	x	x	x	x	x	x	x	Net_reserve (minimum reserved net data rate, bits 12 to 7)	

**Table 11.38.34.5 – Standard information field – G.992.4 Annex A upstream PTM TPS-TC #2 NPar(3) coding – Octet 6**

8		7		Bits							
				6	5	4	3	2	1		
x	x	x	x	x	x	x	x	x	x	Net_reserve (minimum reserved net data rate, bits 6 to 1)	

**Table 11.38.34.6 – Standard information field – G.992.4 Annex A upstream PTM TPS-TC #2 NPar(3) coding – Octet 7**

8		7		Bits							
				6	5	4	3	2	1		
x	x	x	x	x	x	x	x	x	x	Delay_max (maximum delay) (n milliseconds, n = 0 to 63)	

**Table 11.38.34.7 – Standard information field – G.992.4 Annex A upstream PTM TPS-TC #2 NPar(3) coding – Octet 8**

8		7		Bits							
				6	5	4	3	2	1		
x	x							x	x	Error_max (maximum bit error ratio)	
x	x					x	x			INP_min (minimum impulse noise protection)	
x	x			x						Reserved for allocation by ITU-T	
x	x	x								Reserved for allocation by ITU-T	

**Table 11.38.35 – Standard information field – G.992.4 Annex A downstream PMS-TC latency path #2 NPar(3) coding – Octet 1**

8		7		Bits							
x		x		6	5	4	3	2	1		
x		x		x	x	x	x	x	x	Net_max (maximum net data rate, bits 12 to 7)	

**Table 11.38.35.1 – Standard information field – G.992.4 Annex A downstream PMS-TC latency path #2 NPar(3) coding – Octet 2**

8		7		Bits							
x		x		6	5	4	3	2	1		
x		x		x	x	x	x	x	x	Net_max (maximum net data rate, bits 6 to 1)	

**Table 11.38.35.2 – Standard information field – G.992.4 Annex A downstream PMS-TC latency path #2 NPar(3) coding – Octet 3**

8		7		Bits							
x		x		6	5	4	3	2	1		
x		x				x	x	x	x	$R_{2\_max}$ value ( $2^n$ , $n = 0$ to $15$ )	
x		x		x	x					Reserved for allocation by ITU-T	

**Table 11.38.35.3 – Standard information field – G.992.4 Annex A downstream PMS-TC latency path #2 NPar(3) coding – Octet 4**

8		7		Bits							
x		x		6	5	4	3	2	1		
x		x					x	x	x	$D_{2\_max}$ value ( $2^n$ , $n = 0$ to $7$ )	
x		x		x	x	x				Reserved for allocation by ITU-T	

**Table 11.38.36 – Standard information field – G.992.4 Annex A upstream PMS-TC latency path #2 NPar(3) coding – Octet 1**

8		7		Bits							
x		x		6	5	4	3	2	1		
x		x		x	x	x	x	x	x	Net_max (maximum net data rate, bits 12 to 7)	

**Table 11.38.36.1 – Standard information field – G.992.4 Annex A upstream PMS-TC latency path #2 NPar(3) coding – Octet 2**

8		7		Bits							
x		x		6	5	4	3	2	1		
x		x		x	x	x	x	x	x	Net_max (maximum net data rate, bits 6 to 1)	

**Table 11.38.36.2 – Standard information field – G.992.4 Annex A upstream PMS-TC latency path #2 NPar(3) coding – Octet 3**

8		7		Bits							
x		x		6	5	4	3	2	1		
x		x				x	x	x	x	$R_{2\_max}$ value ( $2^n$ , $n = 0$ to $15$ )	
x		x		x	x					Reserved for allocation by ITU-T	

**Table 11.38.36.3 – Standard information field – G.992.4 Annex A  
upstream PMS-TC latency path #2 NPar(3) coding – Octet 4**

		Bits						
8	7	6	5	4	3	2	1	
x	x				x	x	x	G.992.4 Annex A upstream PMS-TC latency path #2 NPar(3)s – Octet 4
x	x	x	x	x				D <sub>2</sub> <sub>max</sub> value (2 <sup>n</sup> , n = 0 to 7)
								Reserved for allocation by ITU-T

**Table 11.38.37 – Standard information field – G.992.4 Annex A  
downstream STM TPS-TC #3 NPar(3) coding – Octet 1**

		Bits						
8	7	6	5	4	3	2	1	
x	x	x	x	x	x	x	x	G.992.4 Annex A downstream STM TPS-TC #3 NPar(3)s – Octet 1
								Net <sub>min</sub> (minimum net data rate, bits 12 to 7)

**Table 11.38.37.1 – Standard information field – G.992.4 Annex A  
downstream STM TPS-TC #3 NPar(3) coding – Octet 2**

		Bits						
8	7	6	5	4	3	2	1	
x	x	x	x	x	x	x	x	G.992.4 Annex A downstream STM TPS-TC #3 NPar(3)s – Octet 2
								Net <sub>min</sub> (minimum net data rate, bits 6 to 1)

**Table 11.38.37.2 – Standard information field – G.992.4 Annex A  
downstream STM TPS-TC #3 NPar(3) coding – Octet 3**

		Bits						
8	7	6	5	4	3	2	1	
x	x	x	x	x	x	x	x	G.992.4 Annex A downstream STM TPS-TC #3 NPar(3)s – Octet 3
								Net <sub>max</sub> (maximum net data rate, bits 12 to 7)

**Table 11.38.37.3 – Standard information field – G.992.4 Annex A  
downstream STM TPS-TC #3 NPar(3) coding – Octet 4**

		Bits						
8	7	6	5	4	3	2	1	
x	x	x	x	x	x	x	x	G.992.4 Annex A downstream STM TPS-TC #3 NPar(3)s – Octet 4
								Net <sub>max</sub> (maximum net data rate, bits 6 to 1)

**Table 11.38.37.4 – Standard information field – G.992.4 Annex A  
downstream STM TPS-TC #3 NPar(3) coding – Octet 5**

		Bits						
8	7	6	5	4	3	2	1	
x	x	x	x	x	x	x	x	G.992.4 Annex A downstream STM TPS-TC #3 NPar(3)s – Octet 5
								Net <sub>reserve</sub> (minimum reserved net data rate, bits 12 to 7)

**Table 11.38.37.5 – Standard information field – G.992.4 Annex A  
downstream STM TPS-TC #3 NPar(3) coding – Octet 6**

		Bits						
8	7	6	5	4	3	2	1	
x	x	x	x	x	x	x	x	G.992.4 Annex A downstream STM TPS-TC #3 NPar(3)s – Octet 6
								Net <sub>reserve</sub> (minimum reserved net data rate, bits 6 to 1)

**Table 11.38.37.6 – Standard information field – G.992.4 Annex A downstream STM TPS-TC #3 NPar(3) coding – Octet 7**

8 7		Bits					G.992.4 Annex A downstream STM TPS-TC #3 NPar(3)s – Octet 7	
		6	5	4	3	2	1	
x	x	x	x	x	x	x	x	Delay_max (maximum delay) (n milliseconds, n = 0 to 63)

**Table 11.38.37.7 – Standard information field – G.992.4 Annex A downstream STM TPS-TC #3 NPar(3) coding – Octet 8**

8 7		Bits					G.992.4 Annex A downstream STM TPS-TC #3 NPar(3)s – Octet 8	
		6	5	4	3	2	1	
x	x					x	x	Error_max (maximum bit error ratio)
x	x			x	x			INP_min (minimum impulse noise protection)
x	x		x					Reserved for allocation by ITU-T
x	x	x						Reserved for allocation by ITU-T

**Table 11.38.38 – Standard information field – G.992.4 Annex A upstream STM TPS-TC #3 NPar(3) coding – Octet 1**

8 7		Bits					G.992.4 Annex A upstream STM TPS-TC #3 NPar(3)s – Octet 1	
		6	5	4	3	2	1	
x	x	x	x	x	x	x	x	Net_min (minimum net data rate, bits 12 to 7)

**Table 11.38.38.1 – Standard information field – G.992.4 Annex A upstream STM TPS-TC #3 NPar(3) coding – Octet 2**

8 7		Bits					G.992.4 Annex A upstream STM TPS-TC #3 NPar(3)s – Octet 2	
		6	5	4	3	2	1	
x	x	x	x	x	x	x	x	Net_min (minimum net data rate, bits 6 to 1)

**Table 11.38.38.2 – Standard information field – G.992.4 Annex A upstream STM TPS-TC #3 NPar(3) coding – Octet 3**

8 7		Bits					G.992.4 Annex A upstream STM TPS-TC #3 NPar(3)s – Octet 3	
		6	5	4	3	2	1	
x	x	x	x	x	x	x	x	Net_max (maximum net data rate, bits 12 to 7)

**Table 11.38.38.3 – Standard information field – G.992.4 Annex A upstream STM TPS-TC #3 NPar(3) coding – Octet 4**

8 7		Bits					G.992.4 Annex A upstream STM TPS-TC #3 NPar(3)s – Octet 4	
		6	5	4	3	2	1	
x	x	x	x	x	x	x	x	Net_max (maximum net data rate, bits 6 to 1)

**Table 11.38.38.4 – Standard information field – G.992.4 Annex A upstream STM TPS-TC #3 NPar(3) coding – Octet 5**

8 7		Bits					G.992.4 Annex A upstream STM TPS-TC #3 NPar(3)s – Octet 5	
		6	5	4	3	2	1	
x	x	x	x	x	x	x	x	Net_reserve (minimum reserved net data rate, bits 12 to 7)

**Table 11.38.38.5 – Standard information field – G.992.4 Annex A  
upstream STM TPS-TC #3 NPar(3) coding – Octet 6**

		Bits						
8	7	6	5	4	3	2	1	
x	x	x	x	x	x	x	x	Net_reserve (minimum reserved net data rate, bits 6 to 1)

**Table 11.38.38.6 – Standard information field – G.992.4 Annex A  
upstream STM TPS-TC #3 NPar(3) coding – Octet 7**

		Bits						
8	7	6	5	4	3	2	1	
x	x	x	x	x	x	x	x	Delay_max (maximum delay) (n milliseconds, n = 0 to 63)

**Table 11.38.38.7 – Standard information field – G.992.4 Annex A  
upstream STM TPS-TC #3 NPar(3) coding – Octet 8**

		Bits						
8	7	6	5	4	3	2	1	
x	x					x	x	Error_max (maximum bit error ratio)
x	x			x	x			INP_min (minimum impulse noise protection)
x	x		x					Reserved for allocation by ITU-T
x	x	x						Reserved for allocation by ITU-T

**Table 11.38.39 – Standard information field – G.992.4 Annex A  
downstream ATM TPS-TC #3 NPar(3) coding – Octet 1**

		Bits						
8	7	6	5	4	3	2	1	
x	x	x	x	x	x	x	x	Net_min (minimum net data rate, bits 12 to 7)

**Table 11.38.39.1 – Standard information field – G.992.4 Annex A  
downstream ATM TPS-TC #3 NPar(3) coding – Octet 2**

		Bits						
8	7	6	5	4	3	2	1	
x	x	x	x	x	x	x	x	Net_min (minimum net data rate, bits 6 to 1)

**Table 11.38.39.2 – Standard information field – G.992.4 Annex A  
downstream ATM TPS-TC #3 NPar(3) coding – Octet 3**

		Bits						
8	7	6	5	4	3	2	1	
x	x	x	x	x	x	x	x	Net_max (maximum net data rate, bits 12 to 7)

**Table 11.38.39.3 – Standard information field – G.992.4 Annex A  
downstream ATM TPS-TC #3 NPar(3) coding – Octet 4**

		Bits						
8	7	6	5	4	3	2	1	
x	x	x	x	x	x	x	x	Net_max (maximum net data rate, bits 6 to 1)

**Table 11.38.39.4 – Standard information field – G.992.4 Annex A downstream ATM TPS-TC #3 NPar(3) coding – Octet 5**

8		7		Bits						
		6	5	4	3	2	1			
x	x	x	x	x	x	x	x		G.992.4 Annex A downstream ATM TPS-TC #3 NPar(3)s – Octet 5	
x	x	x	x	x	x	x	x		Net_reserve (minimum reserved net data rate, bits 12 to 7)	

**Table 11.38.39.5 – Standard information field – G.992.4 Annex A downstream ATM TPS-TC #3 NPar(3) coding – Octet 6**

8		7		Bits						
		6	5	4	3	2	1			
x	x	x	x	x	x	x	x		G.992.4 Annex A downstream ATM TPS-TC #3 NPar(3)s – Octet 6	
x	x	x	x	x	x	x	x		Net_reserve (minimum reserved net data rate, bits 6 to 1)	

**Table 11.38.39.6 – Standard information field – G.992.4 Annex A downstream ATM TPS-TC #3 NPar(3) coding – Octet 7**

8		7		Bits						
		6	5	4	3	2	1			
x	x	x	x	x	x	x	x		G.992.4 Annex A downstream ATM TPS-TC #3 NPar(3)s – Octet 7	
x	x	x	x	x	x	x	x		Delay_max (maximum delay) (n milliseconds, n = 0 to 63)	

**Table 11.38.39.7 – Standard information field – G.992.4 Annex A downstream ATM TPS-TC #3 NPar(3) coding – Octet 8**

8		7		Bits						
		6	5	4	3	2	1			
x	x					x	x		G.992.4 Annex A downstream ATM TPS-TC #3 NPar(3)s – Octet 8	
x	x			x	x				Error_max (maximum bit error ratio)	
x	x								INP_min (minimum impulse noise protection)	
x	x			x					Reserved for allocation by ITU-T	
x	x	x							IMA_flag	

**Table 11.38.40 – Standard information field – G.992.4 Annex A upstream ATM TPS-TC #3 NPar(3) coding – Octet 1**

8		7		Bits						
		6	5	4	3	2	1			
x	x	x	x	x	x	x	x		G.992.4 Annex A upstream ATM TPS-TC #3 NPar(3)s – Octet 1	
x	x	x	x	x	x	x	x		Net_min (minimum net data rate, bits 12 to 7)	

**Table 11.38.40.1 – Standard information field – G.992.4 Annex A upstream ATM TPS-TC #3 NPar(3) coding – Octet 2**

8		7		Bits						
		6	5	4	3	2	1			
x	x	x	x	x	x	x	x		G.992.4 Annex A upstream ATM TPS-TC #3 NPar(3)s – Octet 2	
x	x	x	x	x	x	x	x		Net_min (minimum net data rate, bits 6 to 1)	

**Table 11.38.40.2 – Standard information field – G.992.4 Annex A upstream ATM TPS-TC #3 NPar(3) coding – Octet 3**

8		7		Bits						
		6	5	4	3	2	1			
x	x	x	x	x	x	x	x		G.992.4 Annex A upstream ATM TPS-TC #3 NPar(3)s – Octet 3	
x	x	x	x	x	x	x	x		Net_max (maximum net data rate, bits 12 to 7)	

**Table 11.38.40.3 – Standard information field – G.992.4 Annex A  
upstream ATM TPS-TC #3 NPar(3) coding – Octet 4**

		Bits						
8	7	6	5	4	3	2	1	
x	x	x	x	x	x	x	x	Net_max (maximum net data rate, bits 6 to 1)

**Table 11.38.40.4 – Standard information field – G.992.4 Annex A  
upstream ATM TPS-TC #3 NPar(3) coding – Octet 5**

		Bits						
8	7	6	5	4	3	2	1	
x	x	x	x	x	x	x	x	Net_reserve (minimum reserved net data rate, bits 12 to 7)

**Table 11.38.40.5 – Standard information field – G.992.4 Annex A  
upstream ATM TPS-TC #3 NPar(3) coding – Octet 6**

		Bits						
8	7	6	5	4	3	2	1	
x	x	x	x	x	x	x	x	Net_reserve (minimum reserved net data rate, bits 6 to 1)

**Table 11.38.40.6 – Standard information field – G.992.4 Annex A  
upstream ATM TPS-TC #3 NPar(3) coding – Octet 7**

		Bits						
8	7	6	5	4	3	2	1	
x	x	x	x	x	x	x	x	Delay_max (maximum delay) (n milliseconds, n = 0 to 63)

**Table 11.38.40.7 – Standard information field – G.992.4 Annex A  
upstream ATM TPS-TC #3 NPar(3) coding – Octet 8**

		Bits						
8	7	6	5	4	3	2	1	
x	x					x	x	Error_max (maximum bit error ratio)
x	x			x	x			INP_min (minimum impulse noise protection)
x	x		x					Reserved for allocation by ITU-T
x	x	x						IMA_flag

**Table 11.38.41 – Standard information field – G.992.4 Annex A  
downstream PTM TPS-TC #3 NPar(3) coding – Octet 1**

		Bits						
8	7	6	5	4	3	2	1	
x	x	x	x	x	x	x	x	Net_min (minimum net data rate, bits 12 to 7)

**Table 11.38.41.1 – Standard information field – G.992.4 Annex A  
downstream PTM TPS-TC #3 NPar(3) coding – Octet 2**

		Bits						
8	7	6	5	4	3	2	1	
x	x	x	x	x	x	x	x	Net_min (minimum net data rate, bits 6 to 1)



**Table 11.38.41.2 – Standard information field – G.992.4 Annex A downstream PTM TPS-TC #3 NPar(3) coding – Octet 3**

8		7		Bits						
				6	5	4	3	2	1	
x	x	x	x	x	x	x	x	x	x	Net_max (maximum net data rate, bits 12 to 7)

**Table 11.38.41.3 – Standard information field – G.992.4 Annex A downstream PTM TPS-TC #3 NPar(3) coding – Octet 4**

8		7		Bits						
				6	5	4	3	2	1	
x	x	x	x	x	x	x	x	x	x	Net_max (maximum net data rate, bits 6 to 1)

**Table 11.38.41.4 – Standard information field – G.992.4 Annex A downstream PTM TPS-TC #3 NPar(3) coding – Octet 5**

8		7		Bits						
				6	5	4	3	2	1	
x	x	x	x	x	x	x	x	x	x	Net_reserve (minimum reserved net data rate, bits 12 to 7)

**Table 11.38.41.5 – Standard information field – G.992.4 Annex A downstream PTM TPS-TC #3 NPar(3) coding – Octet 6**

8		7		Bits						
				6	5	4	3	2	1	
x	x	x	x	x	x	x	x	x	x	Net_reserve (minimum reserved net data rate, bits 6 to 1)

**Table 11.38.41.6 – Standard information field – G.992.4 Annex A downstream PTM TPS-TC #3 NPar(3) coding – Octet 7**

8		7		Bits						
				6	5	4	3	2	1	
x	x	x	x	x	x	x	x	x	x	Delay_max (maximum delay) (n milliseconds, n = 0 to 63)

**Table 11.38.41.7 – Standard information field – G.992.4 Annex A downstream PTM TPS-TC #3 NPar(3) coding – Octet 8**

8		7		Bits						
				6	5	4	3	2	1	
x	x							x	x	Error_max (maximum bit error ratio)
x	x					x	x			INP_min (minimum impulse noise protection)
x	x				x					Reserved for allocation by ITU-T
x	x			x						Reserved for allocation by ITU-T

**Table 11.38.42 – Standard information field – G.992.4 Annex A upstream PTM TPS-TC #3 NPar(3) coding – Octet 1**

8		7		Bits						
				6	5	4	3	2	1	
x	x	x	x	x	x	x	x	x	x	Net_min (minimum net data rate, bits 12 to 7)

**Table 11.38.42.1 – Standard information field – G.992.4 Annex A  
upstream PTM TPS-TC #3 NPar(3) coding – Octet 2**

8		7		6		5		4		3		2		1	
G.992.4 Annex A upstream PTM TPS-TC #3 NPar(3)s – Octet 2															
x	x	x	x	x	x	x	x	x	x	x	x	x	x	x	x
Net_min (minimum net data rate, bits 6 to 1)															

**Table 11.38.42.2 – Standard information field – G.992.4 Annex A  
upstream PTM TPS-TC #3 NPar(3) coding – Octet 3**

8		7		6		5		4		3		2		1	
G.992.4 Annex A upstream PTM TPS-TC #3 NPar(3)s – Octet 3															
x	x	x	x	x	x	x	x	x	x	x	x	x	x	x	x
Net_max (maximum net data rate, bits 12 to 7)															

**Table 11.38.42.3 – Standard information field – G.992.4 Annex A  
upstream PTM TPS-TC #3 NPar(3) coding – Octet 4**

8		7		6		5		4		3		2		1	
G.992.4 Annex A upstream PTM TPS-TC #3 NPar(3)s – Octet 4															
x	x	x	x	x	x	x	x	x	x	x	x	x	x	x	x
Net_max (maximum net data rate, bits 6 to 1)															

**Table 11.38.42.4 – Standard information field – G.992.4 Annex A  
upstream PTM TPS-TC #3 NPar(3) coding – Octet 5**

8		7		6		5		4		3		2		1	
G.992.4 Annex A upstream PTM TPS-TC #3 NPar(3)s – Octet 5															
x	x	x	x	x	x	x	x	x	x	x	x	x	x	x	x
Net_reserve (minimum reserved net data rate, bits 12 to 7)															

**Table 11.38.42.5 – Standard information field – G.992.4 Annex A  
upstream PTM TPS-TC #3 NPar(3) coding – Octet 6**

8		7		6		5		4		3		2		1	
G.992.4 Annex A upstream PTM TPS-TC #3 NPar(3)s – Octet 6															
x	x	x	x	x	x	x	x	x	x	x	x	x	x	x	x
Net_reserve (minimum reserved net data rate, bits 6 to 1)															

**Table 11.38.42.6 – Standard information field – G.992.4 Annex A  
upstream PTM TPS-TC #3 NPar(3) coding – Octet 7**

8		7		6		5		4		3		2		1	
G.992.4 Annex A upstream PTM TPS-TC #3 NPar(3)s – Octet 7															
x	x	x	x	x	x	x	x	x	x	x	x	x	x	x	x
Delay_max (maximum delay) (n milliseconds, n = 0 to 63)															

**Table 11.38.42.7 – Standard information field – G.992.4 Annex A  
upstream PTM TPS-TC #3 NPar(3) coding – Octet 8**

8		7		6		5		4		3		2		1	
G.992.4 Annex A upstream PTM TPS-TC #3 NPar(3)s – Octet 8															
x	x											x	x		
Error_max (maximum bit error ratio)															
x	x										x	x			
INP_min (minimum impulse noise protection)															
x	x														
Reserved for allocation by ITU-T															
x	x														
Reserved for allocation by ITU-T															

**Table 11.38.43 – Standard information field – G.992.4 Annex A downstream PMS-TC latency path #3 NPar(3) coding – Octet 1**

8		7		Bits						
				6	5	4	3	2	1	
x	x	x	x	x	x	x	x	x	x	G.992.4 Annex A downstream PMS-TC latency path #3 NPar(3)s – Octet 1
x	x	x	x	x	x	x	x	x	x	Net_max (maximum net data rate, bits 12 to 7)

**Table 11.38.43.1 – Standard information field – G.992.4 Annex A downstream PMS-TC latency path #3 NPar(3) coding – Octet 2**

8		7		Bits						
				6	5	4	3	2	1	
x	x	x	x	x	x	x	x	x	x	G.992.4 Annex A downstream PMS-TC latency path #3 NPar(3)s – Octet 2
x	x	x	x	x	x	x	x	x	x	Net_max (maximum net data rate, bits 6 to 1)

**Table 11.38.43.2 – Standard information field – G.992.4 Annex A downstream PMS-TC latency path #3 NPar(3) coding – Octet 3**

8		7		Bits						
				6	5	4	3	2	1	
x	x	x	x			x	x	x	x	G.992.4 Annex A downstream PMS-TC latency path #3 NPar(3)s – Octet 3
x	x	x	x	x	x					$R_{3\max}$ value ( $2^n$ , $n = 0$ to $15$ )
				x	x					Reserved for allocation by ITU-T

**Table 11.38.43.3 – Standard information field – G.992.4 Annex A downstream PMS-TC latency path #3 NPar(3) coding – Octet 4**

8		7		Bits						
				6	5	4	3	2	1	
x	x	x	x				x	x	x	G.992.4 Annex A downstream PMS-TC latency path #3 NPar(3)s – Octet 4
x	x	x	x	x	x	x				$D_{3\max}$ value ( $2^n$ , $n = 0$ to $7$ )
				x	x	x				Reserved for allocation by ITU-T

**Table 11.38.44 – Standard information field – G.992.4 Annex A upstream PMS-TC latency path #3 NPar(3) coding – Octet 1**

8		7		Bits						
				6	5	4	3	2	1	
x	x	x	x	x	x	x	x	x	x	G.992.4 Annex A upstream PMS-TC latency path #3 NPar(3)s – Octet 1
x	x	x	x	x	x	x	x	x	x	Net_max (maximum net data rate, bits 12 to 7)

**Table 11.38.44.1 – Standard information field – G.992.4 Annex A upstream PMS-TC latency path #3 NPar(3) coding – Octet 2**

8		7		Bits						
				6	5	4	3	2	1	
x	x	x	x	x	x	x	x	x	x	G.992.4 Annex A upstream PMS-TC latency path #3 NPar(3)s – Octet 2
x	x	x	x	x	x	x	x	x	x	Net_max (maximum net data rate, bits 6 to 1)

**Table 11.38.44.2 – Standard information field – G.992.4 Annex A upstream PMS-TC latency path #3 NPar(3) coding – Octet 3**

8		7		Bits						
				6	5	4	3	2	1	
x	x	x	x			x	x	x	x	G.992.4 Annex A upstream PMS-TC latency path #3 NPar(3)s – Octet 3
x	x	x	x	x	x					$R_{3\max}$ value ( $2^n$ , $n = 0$ to $15$ )
				x	x					Reserved for allocation by ITU-T

**Table 11.38.44.3 – Standard information field – G.992.4 Annex A upstream PMS-TC latency path #3 NPar(3) coding – Octet 4**

		Bits						
8	7	6	5	4	3	2	1	
x	x				x	x	x	<b>G.992.4 Annex A upstream PMS-TC latency path #3 NPar(3)s – Octet 4</b>
x	x	x	x	x				$D_{3\max}$ value ( $2^n$ , $n = 0$ to $7$ )
		x	x	x				Reserved for allocation by ITU-T

**9.4.20 G.992.4 Annex I Par(2)/Par(3) parameters**

**Table 11.39 – Standard information field – G.992.4 Annex I NPar(2) coding**

		Bits						
8	7	6	5	4	3	2	1	
x	x	x	x	x	x	x	1	<b>G.992.4 Annex I NPar(2)s</b>
x	x	x	x	x	x	1	x	NTR
x	x	x	x	x	1	x	x	Short initialization
x	x	x	x	1	x	x	x	Diagnostics mode
x	x	x	x	1	x	x	x	Reserved for allocation by ITU-T
x	x	x	1	x	x	x	x	Reserved for allocation by ITU-T
x	x	1	x	x	x	x	x	Reserved for allocation by ITU-T
x	x	0	0	0	0	0	0	No parameters in this octet

**Table 11.40 – Standard information field – G.992.4 Annex I SPar(2) coding – Octet 1**

		Bits						
8	7	6	5	4	3	2	1	
x	x	x	x	x	x	x	1	<b>G.992.4 Annex I SPar(2)s – Octet 1</b>
x	x	x	x	x	x	1	x	Spectrum bounds upstream
x	x	x	x	x	1	x	x	Spectrum shaping upstream
x	x	x	x	1	x	x	x	Spectrum bounds downstream
x	x	x	x	1	x	x	x	Spectrum shaping downstream
x	x	x	1	x	x	x	x	Transmit signal images above the Nyquist frequency
x	x	1	x	x	x	x	x	Reserved for allocation by ITU-T
x	x	0	0	0	0	0	0	No parameters in this octet

**Table 11.40.0.1 – Standard information field – G.992.4 Annex I SPar(2) coding – Octet 2**

		Bits						
8	7	6	5	4	3	2	1	
x	x	x	x	x	x	x	1	<b>G.992.4 Annex I SPar(2)s – Octet 2</b>
x	x	x	x	x	x	1	x	Downstream overhead data rate
x	x	x	x	x	1	x	x	Upstream overhead data rate
x	x	x	x	1	x	x	x	Maximum number of downstream TPS-TC functions of each type
x	x	x	x	1	x	x	x	Maximum number of upstream TPS-TC functions of each type
x	x	x	1	x	x	x	x	Reserved for allocation by ITU-T
x	x	1	x	x	x	x	x	Reserved for allocation by ITU-T
x	x	0	0	0	0	0	0	No parameters in this octet

**Table 11.40.0.2 – Standard information field – G.992.4 Annex I SPar(2) coding – Octet 3**

		Bits						G.992.4 Annex I SPar(2)s – Octet 3
8	7	6	5	4	3	2	1	
x	x	x	x	x	x	x	1	Downstream STM TPS-TC #0
x	x	x	x	x	x	1	x	Upstream STM TPS-TC #0
x	x	x	x	x	1	x	x	Downstream ATM TPS-TC #0
x	x	x	x	1	x	x	x	Upstream ATM TPS-TC #0
x	x	x	1	x	x	x	x	Downstream PTM TPS-TC #0
x	x	1	x	x	x	x	x	Upstream PTM TPS-TC #0
x	x	0	0	0	0	0	0	No parameters in this octet

**Table 11.40.0.3 – Standard information field – G.992.4 Annex I SPar(2) coding – Octet 4**

		Bits						G.992.4 Annex I SPar(2)s – Octet 4
8	7	6	5	4	3	2	1	
x	x	x	x	x	x	x	1	Downstream PMS-TC latency path #0 supported
x	x	x	x	x	x	1	x	Upstream PMS-TC latency path #0 supported
x	x	x	x	x	1	x	x	Reserved for allocation by ITU-T
x	x	x	x	1	x	x	x	Reserved for allocation by ITU-T
x	x	x	1	x	x	x	x	Reserved for allocation by ITU-T
x	x	1	x	x	x	x	x	Reserved for allocation by ITU-T
x	x	0	0	0	0	0	0	No parameters in this octet

**Table 11.40.0.4 – Standard information field – G.992.4 Annex I SPar(2) coding – Octet 5**

		Bits						G.992.4 Annex I SPar(2)s – Octet 5
8	7	6	5	4	3	2	1	
x	x	x	x	x	x	x	1	Downstream STM TPS-TC #1
x	x	x	x	x	x	1	x	Upstream STM TPS-TC #1
x	x	x	x	x	1	x	x	Downstream ATM TPS-TC #1
x	x	x	x	1	x	x	x	Upstream ATM TPS-TC #1
x	x	x	1	x	x	x	x	Downstream PTM TPS-TC #1
x	x	1	x	x	x	x	x	Upstream PTM TPS-TC #1
x	x	0	0	0	0	0	0	No parameters in this octet

**Table 11.40.0.5 – Standard information field – G.992.4 Annex I SPar(2) coding – Octet 6**

		Bits						G.992.4 Annex I SPar(2)s – Octet 6
8	7	6	5	4	3	2	1	
x	x	x	x	x	x	x	1	Downstream PMS-TC latency path #1 supported
x	x	x	x	x	x	1	x	Upstream PMS-TC latency path #1 supported
x	x	x	x	x	1	x	x	Reserved for allocation by ITU-T
x	x	x	x	1	x	x	x	Reserved for allocation by ITU-T
x	x	x	1	x	x	x	x	Reserved for allocation by ITU-T
x	x	1	x	x	x	x	x	Reserved for allocation by ITU-T
x	x	0	0	0	0	0	0	No parameters in this octet

**Table 11.40.0.6 – Standard information field – G.992.4 Annex I SPar(2) coding – Octet 7**

		Bits						G.992.4 Annex I SPar(2)s – Octet 7
8	7	6	5	4	3	2	1	
x	x	x	x	x	x	x	1	Downstream STM TPS-TC #2
x	x	x	x	x	x	1	x	Upstream STM TPS-TC #2
x	x	x	x	x	1	x	x	Downstream ATM TPS-TC #2
x	x	x	x	1	x	x	x	Upstream ATM TPS-TC #2
x	x	x	1	x	x	x	x	Downstream PTM TPS-TC #2
x	x	1	x	x	x	x	x	Upstream PTM TPS-TC #2
x	x	0	0	0	0	0	0	No parameters in this octet

**Table 11.40.0.7 – Standard information field – G.992.4 Annex I SPar(2) coding – Octet 8**

		Bits						G.992.4 Annex I SPar(2)s – Octet 8
8	7	6	5	4	3	2	1	
x	x	x	x	x	x	x	1	Downstream PMS-TC latency path #2 supported
x	x	x	x	x	x	1	x	Upstream PMS-TC latency path #2 supported
x	x	x	x	x	1	x	x	Reserved for allocation by ITU-T
x	x	x	x	1	x	x	x	Reserved for allocation by ITU-T
x	x	x	1	x	x	x	x	Reserved for allocation by ITU-T
x	x	1	x	x	x	x	x	Reserved for allocation by ITU-T
x	x	0	0	0	0	0	0	No parameters in this octet

**Table 11.40.0.8 – Standard information field – G.992.4 Annex I SPar(2) coding – Octet 9**

		Bits						G.992.4 Annex I SPar(2)s – Octet 9
8	7	6	5	4	3	2	1	
x	x	x	x	x	x	x	1	Downstream STM TPS-TC #3
x	x	x	x	x	x	1	x	Upstream STM TPS-TC #3
x	x	x	x	x	1	x	x	Downstream ATM TPS-TC #3
x	x	x	x	1	x	x	x	Upstream ATM TPS-TC #3
x	x	x	1	x	x	x	x	Downstream PTM TPS-TC #3
x	x	1	x	x	x	x	x	Upstream PTM TPS-TC #3
x	x	0	0	0	0	0	0	No parameters in this octet

**Table 11.40.0.9 – Standard information field – G.992.4 Annex I SPar(2) coding – Octet 10**

		Bits						G.992.4 Annex I SPar(2)s – Octet 10
8	7	6	5	4	3	2	1	
x	x	x	x	x	x	x	1	Downstream PMS-TC latency path #3 supported
x	x	x	x	x	x	1	x	Upstream PMS-TC latency path #3 supported
x	x	x	x	x	1	x	x	Reserved for allocation by ITU-T
x	x	x	x	1	x	x	x	Reserved for allocation by ITU-T
x	x	x	1	x	x	x	x	Reserved for allocation by ITU-T
x	x	1	x	x	x	x	x	Reserved for allocation by ITU-T
x	x	0	0	0	0	0	0	No parameters in this octet

**Table 11.40.1 – Standard information field – G.992.4 Annex I  
spectrum bounds upstream NPar(3) coding – Octet 1**

		Bits						
8	7	6	5	4	3	2	1	
x	x	0	0	0	x	x	x	NOMPSDus (bits 9 to 7)

**Table 11.40.1.1 – Standard information field – G.992.4 Annex I  
spectrum bounds upstream NPar(3) coding – Octet 2**

		Bits						
8	7	6	5	4	3	2	1	
x	x	x	x	x	x	x	x	NOMPSDus (bits 6 to 1)

**Table 11.40.1.2 – Standard information field – G.992.4 Annex I  
spectrum bounds upstream NPar(3) coding – Octet 3**

		Bits						
8	7	6	5	4	3	2	1	
x	x	0	0	0	x	x	x	MAXNOMPSDus (bits 9 to 7)

**Table 11.40.1.3 – Standard information field – G.992.4 Annex I  
spectrum bounds upstream NPar(3) coding – Octet 4**

		Bits						
8	7	6	5	4	3	2	1	
x	x	x	x	x	x	x	x	MAXNOMPSDus (bits 6 to 1)

**Table 11.40.1.4 – Standard information field – G.992.4 Annex I  
spectrum bounds upstream NPar(3) coding – Octet 5**

		Bits						
8	7	6	5	4	3	2	1	
x	x	0	0	0	x	x	x	MAXNOMATPus (bits 9 to 7)

**Table 11.40.1.5 – Standard information field – G.992.4 Annex I  
spectrum bounds upstream NPar(3) coding – Octet 6**

		Bits						
8	7	6	5	4	3	2	1	
x	x	x	x	x	x	x	x	MAXNOMATPus (bits 6 to 1)

**Table 11.40.2 – Standard information field – G.992.4 Annex I  
spectrum shaping upstream NPar(3) coding – Octet 1**

		Bits						
8	7	6	5	4	3	2	1	
x	x	x	x	x	x	x	x	"First" subcarrier index i (bits 12 to 7)

**Table 11.40.2.1 – Standard information field – G.992.4 Annex I  
spectrum shaping upstream NPar(3) coding – Octet 2**

		Bits						
8	7	6	5	4	3	2	1	
x	x	x	x	x	x	x	x	"First" subcarrier index i (bits 6 to 1)

**Table 11.40.2.2 – Standard information field – G.992.4 Annex I  
spectrum shaping upstream NPar(3) coding – Octet 3**

		Bits						
8	7	6	5	4	3	2	1	
		x						"First" subcarrier in supported set
x	x		0	0	0	0	x	"First" log <sub>2</sub> tss <sub>i</sub> (bit 7)

**Table 11.40.2.3 – Standard information field – G.992.4 Annex I  
spectrum shaping upstream NPar(3) coding – Octet 4**

		Bits						
8	7	6	5	4	3	2	1	
x	x	x	x	x	x	x	x	"First" log <sub>2</sub> tss <sub>i</sub> (bits 6 to 1)

**Table 11.40.2.4\*(j-1) – Standard information field – G.992.4 Annex I  
spectrum shaping upstream NPar(3) coding – Octet 4\*(j-1)+1**

		Bits						
8	7	6	5	4	3	2	1	
x	x	x	x	x	x	x	x	"Last" subcarrier index i (bits 12 to 7)

NOTE – j is the number of subcarrier indices used to specify the spectral shape.

**Table 11.40.2.4\*(j-1)+1 – Standard information field – G.992.4 Annex I  
spectrum shaping upstream NPar(3) coding – Octet 4\*(j-1)+2**

		Bits						
8	7	6	5	4	3	2	1	
x	x	x	x	x	x	x	x	"Last" subcarrier index i (bits 6 to 1)

NOTE – j is the number of subcarrier indices used to specify the spectral shape.

**Table 11.40.2.4\*(j-1)+2 – Standard information field – G.992.4 Annex I  
spectrum shaping upstream NPar(3) coding – Octet 4\*(j-1)+3**

		Bits						
8	7	6	5	4	3	2	1	
		x						"Last" subcarrier in supported set
x	x		0	0	0	0	x	"Last" log <sub>2</sub> tss <sub>i</sub> (bit 7)

NOTE – j is the number of subcarrier indices used to specify the spectral shape.



**Table 11.40.2.4\*(j-1)+3 – Standard information field – G.992.4 Annex I  
spectrum shaping upstream NPar(3) coding – Octet 4\*(j-1)+4**

8 7		Bits					G.992.4 Annex I spectrum shaping upstream NPar(3)s – Octet 4*(j-1)+4
6	5	4	3	2	1		
x	x	x	x	x	x	x	"Last" log <sub>2</sub> tss <sub>i</sub> (bits 6 to 1)

**Table 11.40.3 – Standard information field – G.992.4 Annex I  
spectrum bounds downstream NPar(3) coding – Octet 1**

8 7		Bits					G.992.4 Annex I spectrum bounds downstream NPar(3)s – Octet 1
6	5	4	3	2	1		
x	x	0	0	0	x	x	NOMPSDds (bits 9 to 7)

**Table 11.40.3.1 – Standard information field – G.992.4 Annex I  
spectrum bounds downstream NPar(3) coding – Octet 2**

8 7		Bits					G.992.4 Annex I spectrum bounds downstream NPar(3)s – Octet 2
6	5	4	3	2	1		
x	x	x	x	x	x	x	NOMPSDds (bits 6 to 1)

**Table 11.40.3.2 – Standard information field – G.992.4 Annex I  
spectrum bounds downstream NPar(3) coding – Octet 3**

8 7		Bits					G.992.4 Annex I spectrum bounds downstream NPar(3)s – Octet 3
6	5	4	3	2	1		
x	x	0	0	0	x	x	MAXNOMPSDds (bits 9 to 7)

**Table 11.40.3.3 – Standard information field – G.992.4 Annex I  
spectrum bounds downstream NPar(3) coding – Octet 4**

8 7		Bits					G.992.4 Annex I spectrum bounds downstream NPar(3)s – Octet 4
6	5	4	3	2	1		
x	x	x	x	x	x	x	MAXNOMPSDds (bits 6 to 1)

**Table 11.40.3.4 – Standard information field – G.992.4 Annex I  
spectrum bounds downstream NPar(3) coding – Octet 5**

8 7		Bits					G.992.4 Annex I spectrum bounds downstream NPar(3)s – Octet 5
6	5	4	3	2	1		
x	x	0	0	0	x	x	MAXNOMATPds (bits 9 to 7)

**Table 11.40.3.5 – Standard information field – G.992.4 Annex I  
spectrum bounds downstream NPar(3) coding – Octet 6**

8 7		Bits					G.992.4 Annex I spectrum bounds downstream NPar(3)s – Octet 6
6	5	4	3	2	1		
x	x	x	x	x	x	x	MAXNOMATPds (bits 6 to 1)

**Table 11.40.4 – Standard information field – G.992.4 Annex I  
spectrum shaping downstream NPar(3) coding – Octet 1**

		Bits						
8	7	6	5	4	3	2	1	
x	x	x	x	x	x	x	x	G.992.4 Annex I spectrum shaping downstream NPar(3)s – Octet 1
								"First" subcarrier index i (bits 12 to 7)

**Table 11.40.4.1 – Standard information field – G.992.4 Annex I  
spectrum shaping downstream NPar(3) coding – Octet 2**

		Bits						
8	7	6	5	4	3	2	1	
x	x	x	x	x	x	x	x	G.992.4 Annex I spectrum shaping downstream NPar(3)s – Octet 2
								"First" subcarrier index i (bits 6 to 1)

**Table 11.40.4.2 – Standard information field – G.992.4 Annex I  
spectrum shaping downstream NPar(3) coding – Octet 3**

		Bits						
8	7	6	5	4	3	2	1	
		x						G.992.4 Annex I spectrum shaping downstream NPar(3)s – Octet 3
x	x	0	0	0	0	0	x	"First" subcarrier in supported set
								"First" log <sub>2</sub> tss <sub>i</sub> (bit 7)

**Table 11.40.4.3 – Standard information field – G.992.4 Annex I  
spectrum shaping downstream NPar(3) coding – Octet 4**

		Bits						
8	7	6	5	4	3	2	1	
x	x	x	x	x	x	x	x	G.992.4 Annex I spectrum shaping downstream NPar(3)s – Octet 4
								"First" log <sub>2</sub> tss <sub>i</sub> (bits 6 to 1)

**Table 11.40.4.4\*(j-1) – Standard information field – G.992.4 Annex I  
spectrum shaping downstream NPar(3) coding – Octet 4\*(j-1)+1**

		Bits						
8	7	6	5	4	3	2	1	
x	x	x	x	x	x	x	x	G.992.4 Annex I spectrum shaping downstream NPar(3)s – Octet 4*(j-1)+1
								"Last" subcarrier index i (bits 12 to 7)

NOTE – j is the number of subcarrier indices used to specify the spectral shape.

**Table 11.40.4.4\*(j-1)+1 – Standard information field – G.992.4 Annex I  
spectrum shaping downstream NPar(3) coding – Octet 4\*(j-1)+2**

		Bits						
8	7	6	5	4	3	2	1	
x	x	x	x	x	x	x	x	G.992.4 Annex I spectrum shaping downstream NPar(3)s – Octet 4*(j-1)+2
								"Last" subcarrier index i (bits 6 to 1)

NOTE – j is the number of subcarrier indices used to specify the spectral shape.

**Table 11.40.4\*(j-1)+2 – Standard information field – G.992.4 Annex I spectrum shaping downstream NPar(3) coding – Octet 4\*(j-1)+3**

8 7		Bits					G.992.4 Annex I spectrum shaping downstream NPar(3)s – Octet 4*(j-1)+3
		6	5	4	3	2	
		x					"Last" subcarrier in supported set
x	x	0 0 0 0 x					"Last" log <sub>tss<sub>i</sub></sub> (bit 7)

NOTE – j is the number of subcarrier indices used to specify the spectral shape.

**Table 11.40.4\*(j-1)+3 – Standard information field – G.992.4 Annex I spectrum shaping downstream NPar(3) coding – Octet 4\*(j-1)+4**

8 7		Bits					G.992.4 Annex I spectrum shaping downstream NPar(3)s – Octet 4*(j-1)+4
		6	5	4	3	2	
x	x	x	x	x	x	x	x

"Last" log<sub>tss<sub>i</sub></sub> (bits 6 to 1)

**Table 11.40.5 – Standard information field – G.992.4 Annex I transmit signal images above the Nyquist frequency NPar(3) coding**

8 7		Bits					G.992.4 Annex I transmit signal images above the Nyquist frequency NPar(3)s
		6	5	4	3	2	
x	x	x	x	x	x		IDFT size N
x	x					x	x

IFFT fill

**Table 11.40.7 – Standard information field – G.992.4 Annex I downstream overhead data rate NPar(3) coding**

8 7		Bits					G.992.4 Annex I downstream overhead data rate NPar(3)s
		6	5	4	3	2	
x	x	x	x	x	x	x	x

Minimum overhead data rate ((n+1) \* 1 kbit/s, n = 3 to 63)

**Table 11.40.8 – Standard information field – G.992.4 Annex I upstream overhead data rate NPar(3) coding**

8 7		Bits					G.992.4 Annex I upstream overhead data rate NPar(3)s
		6	5	4	3	2	
x	x	x	x	x	x	x	x

Minimum overhead data rate ((n+1) \* 1 kbit/s, n = 3 to 63)

**Table 11.40.9 – Standard information field – G.992.4 Annex I maximum number of downstream TPS-TC functions of each type NPar(3) coding – Octet 1**

8 7		Bits					G.992.4 Annex I maximum number of downstream TPS-TC functions of each type NPar(3)s – Octet 1
		6	5	4	3	2	
x	x				x	x	x
x	x	x	x	x			

Maximum number of downstream STM TPS-TCs (n = 0 to 4)  
Maximum number of downstream ATM TPS-TCs (n = 0 to 4)

**Table 11.40.9.1 – Standard information field – G.992.4 Annex I  
maximum number of downstream TPS-TC functions of each type NPar(3) coding – Octet 2**

Bits							G.992.4 Annex I maximum number of downstream TPS-TC functions of each type NPar(3)s – Octet 2	
8	7	6	5	4	3	2	1	
x	x				x	x	x	Maximum number of downstream PTM TPS-TCs (n = 0 to 4)
x	x	x	x	x				Reserved for allocation by ITU-T

**Table 11.40.10 – Standard information field – G.992.4 Annex I  
maximum number of upstream TPS-TC functions of each type NPar(3) coding – Octet 1**

Bits							G.992.4 Annex I maximum number of upstream TPS-TC functions of each type NPar(3)s – Octet 1	
8	7	6	5	4	3	2	1	
x	x				x	x	x	Maximum number of upstream STM TPS-TCs (n = 0 to 4)
x	x	x	x	x				Maximum number of upstream ATM TPS-TCs (n = 0 to 4)

**Table 11.40.10.1 – Standard information field – G.992.4 Annex I  
maximum number of upstream TPS-TC functions of each type NPar(3) coding – Octet 2**

Bits							G.992.4 Annex I maximum number of upstream TPS-TC functions of each type NPar(3)s – Octet 2	
8	7	6	5	4	3	2	1	
x	x				x	x	x	Maximum number of upstream PTM TPS-TCs (n = 0 to 4)
x	x	x	x	x				Reserved for allocation by ITU-T

**Table 11.40.13 – Standard information field – G.992.4 Annex I  
downstream STM TPS-TC #0 NPar(3) coding – Octet 1**

Bits							G.992.4 Annex I downstream STM TPS-TC #0 NPar(3)s – Octet 1	
8	7	6	5	4	3	2	1	
x	x	x	x	x	x	x	x	Net_min (minimum net data rate, bits 12 to 7)

**Table 11.40.13.1 – Standard information field – G.992.4 Annex I  
downstream STM TPS-TC #0 NPar(3) coding – Octet 2**

Bits							G.992.4 Annex I downstream STM TPS-TC #0 NPar(3)s – Octet 2	
8	7	6	5	4	3	2	1	
x	x	x	x	x	x	x	x	Net_min (minimum net data rate, bits 6 to 1)

**Table 11.40.13.2 – Standard information field – G.992.4 Annex I  
downstream STM TPS-TC #0 NPar(3) coding – Octet 3**

Bits							G.992.4 Annex I downstream STM TPS-TC #0 NPar(3)s – Octet 3	
8	7	6	5	4	3	2	1	
x	x	x	x	x	x	x	x	Net_max (maximum net data rate, bits 12 to 7)

**Table 11.40.13.3 – Standard information field – G.992.4 Annex I downstream STM TPS-TC #0 NPar(3) coding – Octet 4**

8		7		Bits						
				6	5	4	3	2	1	
x	x	x	x	x	x	x	x	x	x	Net_max (maximum net data rate, bits 6 to 1)

**Table 11.40.13.4 – Standard information field – G.992.4 Annex I downstream STM TPS-TC #0 NPar(3) coding – Octet 5**

8		7		Bits						
				6	5	4	3	2	1	
x	x	x	x	x	x	x	x	x	x	Net_reserve (minimum reserved net data rate, bits 12 to 7)

**Table 11.40.13.5 – Standard information field – G.992.4 Annex I downstream STM TPS-TC #0 NPar(3) coding – Octet 6**

8		7		Bits						
				6	5	4	3	2	1	
x	x	x	x	x	x	x	x	x	x	Net_reserve (minimum reserved net data rate, bits 6 to 1)

**Table 11.40.13.6 – Standard information field – G.992.4 Annex I downstream STM TPS-TC #0 NPar(3) coding – Octet 7**

8		7		Bits						
				6	5	4	3	2	1	
x	x	x	x	x	x	x	x	x	x	Delay_max (maximum delay) (n milliseconds, n = 0 to 63)

**Table 11.40.13.7 – Standard information field – G.992.4 Annex I downstream STM TPS-TC #0 NPar(3) coding – Octet 8**

8		7		Bits						
				6	5	4	3	2	1	
x	x							x	x	Error_max (maximum bit error ratio)
x	x					x	x			INP_min (minimum impulse noise protection)
x	x				x					Reserved for allocation by ITU-T
x	x	x								Reserved for allocation by ITU-T

**Table 11.40.14 – Standard information field – G.992.4 Annex I upstream STM TPS-TC #0 NPar(3) coding – Octet 1**

8		7		Bits						
				6	5	4	3	2	1	
x	x	x	x	x	x	x	x	x	x	Net_min (minimum net data rate, bits 12 to 7)

**Table 11.40.14.1 – Standard information field – G.992.4 Annex I upstream STM TPS-TC #0 NPar(3) coding – Octet 2**

8		7		Bits						
				6	5	4	3	2	1	
x	x	x	x	x	x	x	x	x	x	Net_min (minimum net data rate, bits 6 to 1)

**Table 11.40.14.2 – Standard information field – G.992.4 Annex I  
upstream STM TPS-TC #0 NPar(3) coding – Octet 3**

		Bits						
8	7	6	5	4	3	2	1	
x	x	x	x	x	x	x	x	Net_max (maximum net data rate, bits 12 to 7)

**Table 11.40.14.3 – Standard information field – G.992.4 Annex I  
upstream STM TPS-TC #0 NPar(3) coding – Octet 4**

		Bits						
8	7	6	5	4	3	2	1	
x	x	x	x	x	x	x	x	Net_max (maximum net data rate, bits 6 to 1)

**Table 11.40.14.4 – Standard information field – G.992.4 Annex I  
upstream STM TPS-TC #0 NPar(3) coding – Octet 5**

		Bits						
8	7	6	5	4	3	2	1	
x	x	x	x	x	x	x	x	Net_reserve (minimum reserved net data rate, bits 12 to 7)

**Table 11.40.14.5 – Standard information field – G.992.4 Annex I  
upstream STM TPS-TC #0 NPar(3) coding – Octet 6**

		Bits						
8	7	6	5	4	3	2	1	
x	x	x	x	x	x	x	x	Net_reserve (minimum reserved net data rate, bits 6 to 1)

**Table 11.40.14.6 – Standard information field – G.992.4 Annex I  
upstream STM TPS-TC #0 NPar(3) coding – Octet 7**

		Bits						
8	7	6	5	4	3	2	1	
x	x	x	x	x	x	x	x	Delay_max (maximum delay) (n milliseconds, n = 0 to 63)

**Table 11.40.14.7 – Standard information field – G.992.4 Annex I  
upstream STM TPS-TC #0 NPar(3) coding – Octet 8**

		Bits						
8	7	6	5	4	3	2	1	
x	x					x	x	Error_max (maximum bit error ratio)
x	x			x	x			INP_min (minimum impulse noise protection)
x	x		x					Reserved for allocation by ITU-T
x	x	x						Reserved for allocation by ITU-T

**Table 11.40.15 – Standard information field – G.992.4 Annex I  
downstream ATM TPS-TC #0 NPar(3) coding – Octet 1**

		Bits						
8	7	6	5	4	3	2	1	
x	x	x	x	x	x	x	x	Net_min (minimum net data rate, bits 12 to 7)

**Table 11.40.15.1 – Standard information field – G.992.4 Annex I downstream ATM TPS-TC #0 NPar(3) coding – Octet 2**

8		7		Bits							
				6	5	4	3	2	1		
x	x	x	x	x	x	x	x	x	x	Net_min (minimum net data rate, bits 6 to 1)	

**Table 11.40.15.2 – Standard information field – G.992.4 Annex I downstream ATM TPS-TC #0 NPar(3) coding – Octet 3**

8		7		Bits							
				6	5	4	3	2	1		
x	x	x	x	x	x	x	x	x	x	Net_max (maximum net data rate, bits 12 to 7)	

**Table 11.40.15.3 – Standard information field – G.992.4 Annex I downstream ATM TPS-TC #0 NPar(3) coding – Octet 4**

8		7		Bits							
				6	5	4	3	2	1		
x	x	x	x	x	x	x	x	x	x	Net_max (maximum net data rate, bits 6 to 1)	

**Table 11.40.15.4 – Standard information field – G.992.4 Annex I downstream ATM TPS-TC #0 NPar(3) coding – Octet 5**

8		7		Bits							
				6	5	4	3	2	1		
x	x	x	x	x	x	x	x	x	x	Net_reserve (minimum reserved net data rate, bits 12 to 7)	

**Table 11.40.15.5 – Standard information field – G.992.4 Annex I downstream ATM TPS-TC #0 NPar(3) coding – Octet 6**

8		7		Bits							
				6	5	4	3	2	1		
x	x	x	x	x	x	x	x	x	x	Net_reserve (minimum reserved net data rate, bits 6 to 1)	

**Table 11.40.15.6 – Standard information field – G.992.4 Annex I downstream ATM TPS-TC #0 NPar(3) coding – Octet 7**

8		7		Bits							
				6	5	4	3	2	1		
x	x	x	x	x	x	x	x	x	x	Delay_max (maximum delay) (n milliseconds, n = 0 to 63)	

**Table 11.40.15.7 – Standard information field – G.992.4 Annex I downstream ATM TPS-TC #0 NPar(3) coding – Octet 8**

8		7		Bits							
				6	5	4	3	2	1		
x	x							x	x	Error_max (maximum bit error ratio)	
x	x					x	x			INP_min (minimum impulse noise protection)	
x	x			x						Reserved for allocation by ITU-T	
x	x	x								IMA_flag	

**Table 11.40.16 – Standard information field – G.992.4 Annex I  
upstream ATM TPS-TC #0 NPar(3) coding – Octet 1**

8		7		Bits							G.992.4 Annex I upstream ATM TPS-TC #0 NPar(3)s – Octet 1
8	7	6	5	4	3	2	1				
x	x	x	x	x	x	x	x	x	x	Net_min (minimum net data rate, bits 12 to 7)	

**Table 11.40.16.1 – Standard information field – G.992.4 Annex I  
upstream ATM TPS-TC #0 NPar(3) coding – Octet 2**

8		7		Bits							G.992.4 Annex I upstream ATM TPS-TC #0 NPar(3)s – Octet 2
8	7	6	5	4	3	2	1				
x	x	x	x	x	x	x	x	x	x	Net_min (minimum net data rate, bits 6 to 1)	

**Table 11.40.16.2 – Standard information field – G.992.4 Annex I  
upstream ATM TPS-TC #0 NPar(3) coding – Octet 3**

8		7		Bits							G.992.4 Annex I upstream ATM TPS-TC #0 NPar(3)s – Octet 3
8	7	6	5	4	3	2	1				
x	x	x	x	x	x	x	x	x	x	Net_max (maximum net data rate, bits 12 to 7)	

**Table 11.40.16.3 – Standard information field – G.992.4 Annex I  
upstream ATM TPS-TC #0 NPar(3) coding – Octet 4**

8		7		Bits							G.992.4 Annex I upstream ATM TPS-TC #0 NPar(3)s – Octet 4
8	7	6	5	4	3	2	1				
x	x	x	x	x	x	x	x	x	x	Net_max (maximum net data rate, bits 6 to 1)	

**Table 11.40.16.4 – Standard information field – G.992.4 Annex I  
upstream ATM TPS-TC #0 NPar(3) coding – Octet 5**

8		7		Bits							G.992.4 Annex I upstream ATM TPS-TC #0 NPar(3)s – Octet 5
8	7	6	5	4	3	2	1				
x	x	x	x	x	x	x	x	x	x	Net_reserve (minimum reserved net data rate, bits 12 to 7)	

**Table 11.40.16.5 – Standard information field – G.992.4 Annex I  
upstream ATM TPS-TC #0 NPar(3) coding – Octet 6**

8		7		Bits							G.992.4 Annex I upstream ATM TPS-TC #0 NPar(3)s – Octet 6
8	7	6	5	4	3	2	1				
x	x	x	x	x	x	x	x	x	x	Net_reserve (minimum reserved net data rate, bits 6 to 1)	

**Table 11.40.16.6 – Standard information field – G.992.4 Annex I  
upstream ATM TPS-TC #0 NPar(3) coding – Octet 7**

8		7		Bits							G.992.4 Annex I upstream ATM TPS-TC #0 NPar(3)s – Octet 7
8	7	6	5	4	3	2	1				
x	x	x	x	x	x	x	x	x	x	Delay_max (maximum delay) (n milliseconds, n = 0 to 63)	



**Table 11.40.16.7 – Standard information field – G.992.4 Annex I  
upstream ATM TPS-TC #0 NPar(3) coding – Octet 8**

		Bits						
8	7	6	5	4	3	2	1	
x	x					x	x	Error_max (maximum bit error ratio)
x	x			x	x			INP_min (minimum impulse noise protection)
x	x		x					Reserved for allocation by ITU-T
x	x	x						IMA_flag

**Table 11.40.17 – Standard information field – G.992.4 Annex I  
downstream PTM TPS-TC #0 NPar(3) coding – Octet 1**

		Bits						
8	7	6	5	4	3	2	1	
x	x	x	x	x	x	x	x	Net_min (minimum net data rate, bits 12 to 7)

**Table 11.40.17.1 – Standard information field – G.992.4 Annex I  
downstream PTM TPS-TC #0 NPar(3) coding – Octet 2**

		Bits						
8	7	6	5	4	3	2	1	
x	x	x	x	x	x	x	x	Net_min (minimum net data rate, bits 6 to 1)

**Table 11.40.17.2 – Standard information field – G.992.4 Annex I  
downstream PTM TPS-TC #0 NPar(3) coding – Octet 3**

		Bits						
8	7	6	5	4	3	2	1	
x	x	x	x	x	x	x	x	Net_max (maximum net data rate, bits 12 to 7)

**Table 11.40.17.3 – Standard information field – G.992.4 Annex I  
downstream PTM TPS-TC #0 NPar(3) coding – Octet 4**

		Bits						
8	7	6	5	4	3	2	1	
x	x	x	x	x	x	x	x	Net_max (maximum net data rate, bits 6 to 1)

**Table 11.40.17.4 – Standard information field – G.992.4 Annex I  
downstream PTM TPS-TC #0 NPar(3) coding – Octet 5**

		Bits						
8	7	6	5	4	3	2	1	
x	x	x	x	x	x	x	x	Net_reserve (minimum reserved net data rate, bits 12 to 7)

**Table 11.40.17.5 – Standard information field – G.992.4 Annex I  
downstream PTM TPS-TC #0 NPar(3) coding – Octet 6**

		Bits						
8	7	6	5	4	3	2	1	
x	x	x	x	x	x	x	x	Net_reserve (minimum reserved net data rate, bits 6 to 1)

**Table 11.40.17.6 – Standard information field – G.992.4 Annex I downstream PTM TPS-TC #0 NPar(3) coding – Octet 7**

8 7		Bits					G.992.4 Annex I downstream PTM TPS-TC #0 NPar(3)s – Octet 7
		6	5	4	3	2	1
x	x	x	x	x	x	x	x
Delay_max (maximum delay) (n milliseconds, n = 0 to 63)							

**Table 11.40.17.7 – Standard information field – G.992.4 Annex I downstream PTM TPS-TC #0 NPar(3) coding – Octet 8**

8 7		Bits					G.992.4 Annex I downstream PTM TPS-TC #0 NPar(3)s – Octet 8
		6	5	4	3	2	1
x	x					x	x
Error_max (maximum bit error ratio)							
x	x			x	x		
INP_min (minimum impulse noise protection)							
x	x		x				
Reserved for allocation by ITU-T							
x	x	x					
Reserved for allocation by ITU-T							

**Table 11.40.18 – Standard information field – G.992.4 Annex I upstream PTM TPS-TC #0 NPar(3) coding – Octet 1**

8 7		Bits					G.992.4 Annex I upstream PTM TPS-TC #0 NPar(3)s – Octet 1
		6	5	4	3	2	1
x	x	x	x	x	x	x	x
Net_min (minimum net data rate, bits 12 to 7)							

**Table 11.40.18.1 – Standard information field – G.992.4 Annex I upstream PTM TPS-TC #0 NPar(3) coding – Octet 2**

8 7		Bits					G.992.4 Annex I upstream PTM TPS-TC #0 NPar(3)s – Octet 2
		6	5	4	3	2	1
x	x	x	x	x	x	x	x
Net_min (minimum net data rate, bits 6 to 1)							

**Table 11.40.18.2 – Standard information field – G.992.4 Annex I upstream PTM TPS-TC #0 NPar(3) coding – Octet 3**

8 7		Bits					G.992.4 Annex I upstream PTM TPS-TC #0 NPar(3)s – Octet 3
		6	5	4	3	2	1
x	x	x	x	x	x	x	x
Net_max (maximum net data rate, bits 12 to 7)							

**Table 11.40.18.3 – Standard information field – G.992.4 Annex I upstream PTM TPS-TC #0 NPar(3) coding – Octet 4**

8 7		Bits					G.992.4 Annex I upstream PTM TPS-TC #0 NPar(3)s – Octet 4
		6	5	4	3	2	1
x	x	x	x	x	x	x	x
Net_max (maximum net data rate, bits 6 to 1)							

**Table 11.40.18.4 – Standard information field – G.992.4 Annex I upstream PTM TPS-TC #0 NPar(3) coding – Octet 5**

8 7		Bits					G.992.4 Annex I upstream PTM TPS-TC #0 NPar(3)s – Octet 5
		6	5	4	3	2	1
x	x	x	x	x	x	x	x
Net_reserve (minimum reserved net data rate, bits 12 to 7)							

**Table 11.40.18.5 – Standard information field – G.992.4 Annex I  
upstream PTM TPS-TC #0 NPar(3) coding – Octet 6**

		Bits						
8	7	6	5	4	3	2	1	
x	x	x	x	x	x	x	x	Net_reserve (minimum reserved net data rate, bits 6 to 1)

**Table 11.40.18.6 – Standard information field – G.992.4 Annex I  
upstream PTM TPS-TC #0 NPar(3) coding – Octet 7**

		Bits						
8	7	6	5	4	3	2	1	
x	x	x	x	x	x	x	x	Delay_max (maximum delay) (n milliseconds, n = 0 to 63)

**Table 11.40.18.7 – Standard information field – G.992.4 Annex I  
upstream PTM TPS-TC #0 NPar(3) coding – Octet 8**

		Bits						
8	7	6	5	4	3	2	1	
x	x					x	x	Error_max (maximum bit error ratio)
x	x			x	x			INP_min (minimum impulse noise protection)
x	x			x				Reserved for allocation by ITU-T
x	x	x						Reserved for allocation by ITU-T

**Table 11.40.19 – Standard information field – G.992.4 Annex I  
downstream PMS-TC latency path #0 NPar(3) coding – Octet 1**

		Bits						
8	7	6	5	4	3	2	1	
x	x	x	x	x	x	x	x	Net_max (maximum net data rate, bits 12 to 7)

**Table 11.40.19.1 – Standard information field – G.992.4 Annex I  
downstream PMS-TC latency path #0 NPar(3) coding – Octet 2**

		Bits						
8	7	6	5	4	3	2	1	
x	x	x	x	x	x	x	x	Net_max (maximum net data rate, bits 6 to 1)

**Table 11.40.20 – Standard information field – G.992.4 Annex I  
upstream PMS-TC latency path #0 NPar(3) coding – Octet 1**

		Bits						
8	7	6	5	4	3	2	1	
x	x	x	x	x	x	x	x	Net_max (maximum net data rate, bits 12 to 7)

**Table 11.40.20.1 – Standard information field – G.992.4 Annex I  
upstream PMS-TC latency path #0 NPar(3) coding – Octet 2**

		Bits						
8	7	6	5	4	3	2	1	
x	x	x	x	x	x	x	x	Net_max (maximum net data rate, bits 6 to 1)

**Table 11.40.21 – Standard information field – G.992.4 Annex I  
downstream STM TPS-TC #1 NPar(3) coding – Octet 1**

8		7		Bits							
				6	5	4	3	2	1		
x	x	x	x	x	x	x	x	x	x	Net_min (minimum net data rate, bits 12 to 7)	

**Table 11.40.21.1 – Standard information field – G.992.4 Annex I  
downstream STM TPS-TC #1 NPar(3) coding – Octet 2**

8		7		Bits							
				6	5	4	3	2	1		
x	x	x	x	x	x	x	x	x	x	Net_min (minimum net data rate, bits 6 to 1)	

**Table 11.40.21.2 – Standard information field – G.992.4 Annex I  
downstream STM TPS-TC #1 NPar(3) coding – Octet 3**

8		7		Bits							
				6	5	4	3	2	1		
x	x	x	x	x	x	x	x	x	x	Net_max (maximum net data rate, bits 12 to 7)	

**Table 11.40.21.3 – Standard information field – G.992.4 Annex I  
downstream STM TPS-TC #1 NPar(3) coding – Octet 4**

8		7		Bits							
				6	5	4	3	2	1		
x	x	x	x	x	x	x	x	x	x	Net_max (maximum net data rate, bits 6 to 1)	

**Table 11.40.21.4 – Standard information field – G.992.4 Annex I  
downstream STM TPS-TC #1 NPar(3) coding – Octet 5**

8		7		Bits							
				6	5	4	3	2	1		
x	x	x	x	x	x	x	x	x	x	Net_reserve (minimum reserved net data rate, bits 12 to 7)	

**Table 11.40.21.5 – Standard information field – G.992.4 Annex I  
downstream STM TPS-TC #1 NPar(3) coding – Octet 6**

8		7		Bits							
				6	5	4	3	2	1		
x	x	x	x	x	x	x	x	x	x	Net_reserve (minimum reserved net data rate, bits 6 to 1)	

**Table 11.40.21.6 – Standard information field – G.992.4 Annex I  
downstream STM TPS-TC #1 NPar(3) coding – Octet 7**

8		7		Bits							
				6	5	4	3	2	1		
x	x	x	x	x	x	x	x	x	x	Delay_max (maximum delay) (n milliseconds, n = 0 to 63)	

**Table 11.40.21.7 – Standard information field – G.992.4 Annex I  
downstream STM TPS-TC #1 NPar(3) coding – Octet 8**

		Bits						
8	7	6	5	4	3	2	1	
x	x					x	x	Error_max (maximum bit error ratio)
x	x			x	x			INP_min (minimum impulse noise protection)
x	x		x					Reserved for allocation by ITU-T
x	x	x						Reserved for allocation by ITU-T

**Table 11.40.22 – Standard information field – G.992.4 Annex I  
upstream STM TPS-TC #1 NPar(3) coding – Octet 1**

		Bits						
8	7	6	5	4	3	2	1	
x	x	x	x	x	x	x	x	Net_min (minimum net data rate, bits 12 to 7)

**Table 11.40.22.1 – Standard information field – G.992.4 Annex I  
upstream STM TPS-TC #1 NPar(3) coding – Octet 2**

		Bits						
8	7	6	5	4	3	2	1	
x	x	x	x	x	x	x	x	Net_min (minimum net data rate, bits 6 to 1)

**Table 11.40.22.2 – Standard information field – G.992.4 Annex I  
upstream STM TPS-TC #1 NPar(3) coding – Octet 3**

		Bits						
8	7	6	5	4	3	2	1	
x	x	x	x	x	x	x	x	Net_max (maximum net data rate, bits 12 to 7)

**Table 11.40.22.3 – Standard information field – G.992.4 Annex I  
upstream STM TPS-TC #1 NPar(3) coding – Octet 4**

		Bits						
8	7	6	5	4	3	2	1	
x	x	x	x	x	x	x	x	Net_max (maximum net data rate, bits 6 to 1)

**Table 11.40.22.4 – Standard information field – G.992.4 Annex I  
upstream STM TPS-TC #1 NPar(3) coding – Octet 5**

		Bits						
8	7	6	5	4	3	2	1	
x	x	x	x	x	x	x	x	Net_reserve (minimum reserved net data rate, bits 12 to 7)

**Table 11.40.22.5 – Standard information field – G.992.4 Annex I  
upstream STM TPS-TC #1 NPar(3) coding – Octet 6**

		Bits						
8	7	6	5	4	3	2	1	
x	x	x	x	x	x	x	x	Net_reserve (minimum reserved net data rate, bits 6 to 1)

**Table 11.40.22.6 – Standard information field – G.992.4 Annex I  
upstream STM TPS-TC #1 NPar(3) coding – Octet 7**

		Bits						
8	7	6	5	4	3	2	1	
x	x	x	x	x	x	x	x	Delay_max (maximum delay) (n milliseconds, n = 0 to 63)

**Table 11.40.22.7 – Standard information field – G.992.4 Annex I  
upstream STM TPS-TC #1 NPar(3) coding – Octet 8**

		Bits						
8	7	6	5	4	3	2	1	
x	x					x	x	Error_max (maximum bit error ratio)
x	x			x	x			INP_min (minimum impulse noise protection)
x	x		x					Reserved for allocation by ITU-T
x	x	x						Reserved for allocation by ITU-T

**Table 11.40.23 – Standard information field – G.992.4 Annex I  
downstream ATM TPS-TC #1 NPar(3) coding – Octet 1**

		Bits						
8	7	6	5	4	3	2	1	
x	x	x	x	x	x	x	x	Net_min (minimum net data rate, bits 12 to 7)

**Table 11.40.23.1 – Standard information field – G.992.4 Annex I  
downstream ATM TPS-TC #1 NPar(3) coding – Octet 2**

		Bits						
8	7	6	5	4	3	2	1	
x	x	x	x	x	x	x	x	Net_min (minimum net data rate, bits 6 to 1)

**Table 11.40.23.2 – Standard information field – G.992.4 Annex I  
downstream ATM TPS-TC #1 NPar(3) coding – Octet 3**

		Bits						
8	7	6	5	4	3	2	1	
x	x	x	x	x	x	x	x	Net_max (maximum net data rate, bits 12 to 7)

**Table 11.40.23.3 – Standard information field – G.992.4 Annex I  
downstream ATM TPS-TC #1 NPar(3) coding – Octet 4**

		Bits						
8	7	6	5	4	3	2	1	
x	x	x	x	x	x	x	x	Net_max (maximum net data rate, bits 6 to 1)

**Table 11.40.23.4 – Standard information field – G.992.4 Annex I  
downstream ATM TPS-TC #1 NPar(3) coding – Octet 5**

		Bits						
8	7	6	5	4	3	2	1	
x	x	x	x	x	x	x	x	Net_reserve (minimum reserved net data rate, bits 12 to 7)

**Table 11.40.23.5 – Standard information field – G.992.4 Annex I downstream ATM TPS-TC #1 NPar(3) coding – Octet 6**

		Bits						
8	7	6	5	4	3	2	1	
x	x	x	x	x	x	x	x	G.992.4 Annex I downstream ATM TPS-TC #1 NPar(3)s – Octet 6
								Net_reserve (minimum reserved net data rate, bits 6 to 1)

**Table 11.40.23.6 – Standard information field – G.992.4 Annex I downstream ATM TPS-TC #1 NPar(3) coding – Octet 7**

		Bits						
8	7	6	5	4	3	2	1	
x	x	x	x	x	x	x	x	G.992.4 Annex I downstream ATM TPS-TC #1 NPar(3)s – Octet 7
								Delay_max (maximum delay) (n milliseconds, n = 0 to 63)

**Table 11.40.23.7 – Standard information field – G.992.4 Annex I downstream ATM TPS-TC #1 NPar(3) coding – Octet 8**

		Bits						
8	7	6	5	4	3	2	1	
x	x					x	x	G.992.4 Annex I downstream ATM TPS-TC #1 NPar(3)s – Octet 8
								Error_max (maximum bit error ratio)
x	x			x	x			INP_min (minimum impulse noise protection)
x	x		x					Reserved for allocation by ITU-T
x	x	x						IMA_flag

**Table 11.40.24 – Standard information field – G.992.4 Annex I upstream ATM TPS-TC #1 NPar(3) coding – Octet 1**

		Bits						
8	7	6	5	4	3	2	1	
x	x	x	x	x	x	x	x	G.992.4 Annex I upstream ATM TPS-TC #1 NPar(3)s – Octet 1
								Net_min (minimum net data rate, bits 12 to 7)

**Table 11.40.24.1 – Standard information field – G.992.4 Annex I upstream ATM TPS-TC #1 NPar(3) coding – Octet 2**

		Bits						
8	7	6	5	4	3	2	1	
x	x	x	x	x	x	x	x	G.992.4 Annex I upstream ATM TPS-TC #1 NPar(3)s – Octet 2
								Net_min (minimum net data rate, bits 6 to 1)

**Table 11.40.24.2 – Standard information field – G.992.4 Annex I upstream ATM TPS-TC #1 NPar(3) coding – Octet 3**

		Bits						
8	7	6	5	4	3	2	1	
x	x	x	x	x	x	x	x	G.992.4 Annex I upstream ATM TPS-TC #1 NPar(3)s – Octet 3
								Net_max (maximum net data rate, bits 12 to 7)

**Table 11.40.24.3 – Standard information field – G.992.4 Annex I upstream ATM TPS-TC #1 NPar(3) coding – Octet 4**

		Bits						
8	7	6	5	4	3	2	1	
x	x	x	x	x	x	x	x	G.992.4 Annex I upstream ATM TPS-TC #1 NPar(3)s – Octet 4
								Net_max (maximum net data rate, bits 6 to 1)

**Table 11.40.24.4 – Standard information field – G.992.4 Annex I  
upstream ATM TPS-TC #1 NPar(3) coding – Octet 5**

		Bits						
8	7	6	5	4	3	2	1	
x	x	x	x	x	x	x	x	Net_reserve (minimum reserved net data rate, bits 12 to 7)

**Table 11.40.24.5 – Standard information field – G.992.4 Annex I  
upstream ATM TPS-TC #1 NPar(3) coding – Octet 6**

		Bits						
8	7	6	5	4	3	2	1	
x	x	x	x	x	x	x	x	Net_reserve (minimum reserved net data rate, bits 6 to 1)

**Table 11.40.24.6 – Standard information field – G.992.4 Annex I  
upstream ATM TPS-TC #1 NPar(3) coding – Octet 7**

		Bits						
8	7	6	5	4	3	2	1	
x	x	x	x	x	x	x	x	Delay_max (maximum delay) (n milliseconds, n = 0 to 63)

**Table 11.40.24.7 – Standard information field – G.992.4 Annex I  
upstream ATM TPS-TC #1 NPar(3) coding – Octet 8**

		Bits						
8	7	6	5	4	3	2	1	
x	x					x	x	Error_max (maximum bit error ratio)
x	x			x	x			INP_min (minimum impulse noise protection)
x	x		x					Reserved for allocation by ITU-T
x	x	x						IMA_flag

**Table 11.40.25 – Standard information field – G.992.4 Annex I  
downstream PTM TPS-TC #1 NPar(3) coding – Octet 1**

		Bits						
8	7	6	5	4	3	2	1	
x	x	x	x	x	x	x	x	Net_min (minimum net data rate, bits 12 to 7)

**Table 11.40.25.1 – Standard information field – G.992.4 Annex I  
downstream PTM TPS-TC #1 NPar(3) coding – Octet 2**

		Bits						
8	7	6	5	4	3	2	1	
x	x	x	x	x	x	x	x	Net_min (minimum net data rate, bits 6 to 1)

**Table 11.40.25.2 – Standard information field – G.992.4 Annex I  
downstream PTM TPS-TC #1 NPar(3) coding – Octet 3**

		Bits						
8	7	6	5	4	3	2	1	
x	x	x	x	x	x	x	x	Net_max (maximum net data rate, bits 12 to 7)



**Table 11.40.25.3 – Standard information field – G.992.4 Annex I downstream PTM TPS-TC #1 NPar(3) coding – Octet 4**

8		7		Bits						
x		x		6	5	4	3	2	1	
x		x		x	x	x	x	x	x	Net_max (maximum net data rate, bits 6 to 1)

**Table 11.40.25.4 – Standard information field – G.992.4 Annex I downstream PTM TPS-TC #1 NPar(3) coding – Octet 5**

8		7		Bits						
x		x		6	5	4	3	2	1	
x		x		x	x	x	x	x	x	Net_reserve (minimum reserved net data rate, bits 12 to 7)

**Table 11.40.25.5 – Standard information field – G.992.4 Annex I downstream PTM TPS-TC #1 NPar(3) coding – Octet 6**

8		7		Bits						
x		x		6	5	4	3	2	1	
x		x		x	x	x	x	x	x	Net_reserve (minimum reserved net data rate, bits 6 to 1)

**Table 11.40.25.6 – Standard information field – G.992.4 Annex I downstream PTM TPS-TC #1 NPar(3) coding – Octet 7**

8		7		Bits						
x		x		6	5	4	3	2	1	
x		x		x	x	x	x	x	x	Delay_max (maximum delay) (n milliseconds, n = 0 to 63)

**Table 11.40.25.7 – Standard information field – G.992.4 Annex I downstream PTM TPS-TC #1 NPar(3) coding – Octet 8**

8		7		Bits						
x		x		6	5	4	3	2	1	
x		x						x	x	Error_max (maximum bit error ratio)
x		x				x	x			INP_min (minimum impulse noise protection)
x		x			x					Reserved for allocation by ITU-T
x		x		x						Reserved for allocation by ITU-T

**Table 11.40.26 – Standard information field – G.992.4 Annex I upstream PTM TPS-TC #1 NPar(3) coding – Octet 1**

8		7		Bits						
x		x		6	5	4	3	2	1	
x		x		x	x	x	x	x	x	Net_min (minimum net data rate, bits 12 to 7)

**Table 11.40.26.1 – Standard information field – G.992.4 Annex I upstream PTM TPS-TC #1 NPar(3) coding – Octet 2**

8		7		Bits						
x		x		6	5	4	3	2	1	
x		x		x	x	x	x	x	x	Net_min (minimum net data rate, bits 6 to 1)

**Table 11.40.26.2 – Standard information field – G.992.4 Annex I  
upstream PTM TPS-TC #1 NPar(3) coding – Octet 3**

		Bits						
8	7	6	5	4	3	2	1	
x	x	x	x	x	x	x	x	Net_max (maximum net data rate, bits 12 to 7)

**Table 11.40.26.3 – Standard information field – G.992.4 Annex I  
upstream PTM TPS-TC #1 NPar(3) coding – Octet 4**

		Bits						
8	7	6	5	4	3	2	1	
x	x	x	x	x	x	x	x	Net_max (maximum net data rate, bits 6 to 1)

**Table 11.40.26.4 – Standard information field – G.992.4 Annex I  
upstream PTM TPS-TC #1 NPar(3) coding – Octet 5**

		Bits						
8	7	6	5	4	3	2	1	
x	x	x	x	x	x	x	x	Net_reserve (minimum reserved net data rate, bits 12 to 7)

**Table 11.40.26.5 – Standard information field – G.992.4 Annex I  
upstream PTM TPS-TC #1 NPar(3) coding – Octet 6**

		Bits						
8	7	6	5	4	3	2	1	
x	x	x	x	x	x	x	x	Net_reserve (minimum reserved net data rate, bits 6 to 1)

**Table 11.40.26.6 – Standard information field – G.992.4 Annex I  
upstream PTM TPS-TC #1 NPar(3) coding – Octet 7**

		Bits						
8	7	6	5	4	3	2	1	
x	x	x	x	x	x	x	x	Delay_max (maximum delay) (n milliseconds, n = 0 to 63)

**Table 11.40.26.7 – Standard information field – G.992.4 Annex I  
upstream PTM TPS-TC #1 NPar(3) coding – Octet 8**

		Bits						
8	7	6	5	4	3	2	1	
x	x					x	x	Error_max (maximum bit error ratio)
x	x			x	x			INP_min (minimum impulse noise protection)
x	x		x					Reserved for allocation by ITU-T
x	x	x						Reserved for allocation by ITU-T

**Table 11.40.27 – Standard information field – G.992.4 Annex I  
downstream PMS-TC latency path #1 NPar(3) coding – Octet 1**

		Bits						
8	7	6	5	4	3	2	1	
x	x	x	x	x	x	x	x	Net_max (maximum net data rate, bits 12 to 7)

**Table 11.40.27.1 – Standard information field – G.992.4 Annex I downstream PMS-TC latency path #1 NPar(3) coding – Octet 2**

8		7		Bits						
				6	5	4	3	2	1	
x	x	x	x	x	x	x	x	x	x	G.992.4 Annex I downstream PMS-TC latency path #1 NPar(3)s – Octet 2
x	x									Net_max (maximum net data rate, bits 6 to 1)

**Table 11.40.27.2 – Standard information field – G.992.4 Annex I downstream PMS-TC latency path #1 NPar(3) coding – Octet 3**

8		7		Bits						
				6	5	4	3	2	1	
x	x					x	x	x	x	G.992.4 Annex I downstream PMS-TC latency path #1 NPar(3)s – Octet 3
x	x	x	x							$R_{1\max}$ value ( $2^n$ , $n = 0$ to 15)
				x	x					Reserved for allocation by ITU-T

**Table 11.40.27.3 – Standard information field – G.992.4 Annex I downstream PMS-TC latency path #1 NPar(3) coding – Octet 4**

8		7		Bits						
				6	5	4	3	2	1	
x	x						x	x	x	G.992.4 Annex I downstream PMS-TC latency path #1 NPar(3)s – Octet 4
x	x	x	x	x						$D_{1\max}$ value ( $2^n$ , $n = 0$ to 7)
				x	x	x				Reserved for allocation by ITU-T

**Table 11.40.28 – Standard information field – G.992.4 Annex I upstream PMS-TC latency path #1 NPar(3) coding – Octet 1**

8		7		Bits						
				6	5	4	3	2	1	
x	x	x	x	x	x	x	x	x	x	G.992.4 Annex I upstream PMS-TC latency path #1 NPar(3)s – Octet 1
										Net_max (maximum net data rate, bits 12 to 7)

**Table 11.40.28.1 – Standard information field – G.992.4 Annex I upstream PMS-TC latency path #1 NPar(3) coding – Octet 2**

8		7		Bits						
				6	5	4	3	2	1	
x	x	x	x	x	x	x	x	x	x	G.992.4 Annex I upstream PMS-TC latency path #1 NPar(3)s – Octet 2
										Net_max (maximum net data rate, bits 6 to 1)

**Table 11.40.28.2 – Standard information field – G.992.4 Annex I upstream PMS-TC latency path #1 NPar(3) coding – Octet 3**

8		7		Bits						
				6	5	4	3	2	1	
x	x					x	x	x	x	G.992.4 Annex I upstream PMS-TC latency path #1 NPar(3)s – Octet 3
x	x	x	x							$R_{1\max}$ value ( $2^n$ , $n = 0$ to 15)
				x	x					Reserved for allocation by ITU-T

**Table 11.40.28.3 – Standard information field – G.992.4 Annex I upstream PMS-TC latency path #1 NPar(3) coding – Octet 4**

		Bits						
8	7	6	5	4	3	2	1	
x	x				x	x	x	<b>G.992.4 Annex I upstream PMS-TC latency path #1 NPar(3)s – Octet 4</b>
x	x	x	x	x				$D_{1\max}$ value ( $2^n$ , $n = 0$ to $7$ )
								Reserved for allocation by ITU-T

**Table 11.40.29 – Standard information field – G.992.4 Annex I downstream STM TPS-TC #2 NPar(3) coding – Octet 1**

		Bits						
8	7	6	5	4	3	2	1	
x	x	x	x	x	x	x	x	<b>G.992.4 Annex I downstream STM TPS-TC #2 NPar(3)s – Octet 1</b>
								Net_min (minimum net data rate, bits 12 to 7)

**Table 11.40.29.1 – Standard information field – G.992.4 Annex I downstream STM TPS-TC #2 NPar(3) coding – Octet 2**

		Bits						
8	7	6	5	4	3	2	1	
x	x	x	x	x	x	x	x	<b>G.992.4 Annex I downstream STM TPS-TC #2 NPar(3)s – Octet 2</b>
								Net_min (minimum net data rate, bits 6 to 1)

**Table 11.40.29.2 – Standard information field – G.992.4 Annex I downstream STM TPS-TC #2 NPar(3) coding – Octet 3**

		Bits						
8	7	6	5	4	3	2	1	
x	x	x	x	x	x	x	x	<b>G.992.4 Annex I downstream STM TPS-TC #2 NPar(3)s – Octet 3</b>
								Net_max (maximum net data rate, bits 12 to 7)

**Table 11.40.29.3 – Standard information field – G.992.4 Annex I downstream STM TPS-TC #2 NPar(3) coding – Octet 4**

		Bits						
8	7	6	5	4	3	2	1	
x	x	x	x	x	x	x	x	<b>G.992.4 Annex I downstream STM TPS-TC #2 NPar(3)s – Octet 4</b>
								Net_max (maximum net data rate, bits 6 to 1)

**Table 11.40.29.4 – Standard information field – G.992.4 Annex I downstream STM TPS-TC #2 NPar(3) coding – Octet 5**

		Bits						
8	7	6	5	4	3	2	1	
x	x	x	x	x	x	x	x	<b>G.992.4 Annex I downstream STM TPS-TC #2 NPar(3)s – Octet 5</b>
								Net_reserve (minimum reserved net data rate, bits 12 to 7)

**Table 11.40.29.5 – Standard information field – G.992.4 Annex I downstream STM TPS-TC #2 NPar(3) coding – Octet 6**

		Bits						
8	7	6	5	4	3	2	1	
x	x	x	x	x	x	x	x	<b>G.992.4 Annex I downstream STM TPS-TC #2 NPar(3)s – Octet 6</b>
								Net_reserve (minimum reserved net data rate, bits 6 to 1)

**Table 11.40.29.6 – Standard information field – G.992.4 Annex I downstream STM TPS-TC #2 NPar(3) coding – Octet 7**

8 7		Bits					G.992.4 Annex I downstream STM TPS-TC #2 NPar(3)s – Octet 7	
x x		6	5	4	3	2		1
x x		x	x	x	x	x	x	Delay_max (maximum delay) (n milliseconds, n = 0 to 63)

**Table 11.40.29.7 – Standard information field – G.992.4 Annex I downstream STM TPS-TC #2 NPar(3) coding – Octet 8**

8 7		Bits					G.992.4 Annex I downstream STM TPS-TC #2 NPar(3)s – Octet 8	
x x		6	5	4	3	2		1
x x						x	x	Error_max (maximum bit error ratio)
x x				x	x			INP_min (minimum impulse noise protection)
x x			x					Reserved for allocation by ITU-T
x x		x						Reserved for allocation by ITU-T

**Table 11.40.30 – Standard information field – G.992.4 Annex I upstream STM TPS-TC #2 NPar(3) coding – Octet 1**

8 7		Bits					G.992.4 Annex I upstream STM TPS-TC #2 NPar(3)s – Octet 1	
x x		6	5	4	3	2		1
x x		x	x	x	x	x	x	Net_min (minimum net data rate, bits 12 to 7)

**Table 11.40.30.1 – Standard information field – G.992.4 Annex I upstream STM TPS-TC #2 NPar(3) coding – Octet 2**

8 7		Bits					G.992.4 Annex I upstream STM TPS-TC #2 NPar(3)s – Octet 2	
x x		6	5	4	3	2		1
x x		x	x	x	x	x	x	Net_min (minimum net data rate, bits 6 to 1)

**Table 11.40.30.2 – Standard information field – G.992.4 Annex I upstream STM TPS-TC #2 NPar(3) coding – Octet 3**

8 7		Bits					G.992.4 Annex I upstream STM TPS-TC #2 NPar(3)s – Octet 3	
x x		6	5	4	3	2		1
x x		x	x	x	x	x	x	Net_max (maximum net data rate, bits 12 to 7)

**Table 11.40.30.3 – Standard information field – G.992.4 Annex I upstream STM TPS-TC #2 NPar(3) coding – Octet 4**

8 7		Bits					G.992.4 Annex I upstream STM TPS-TC #2 NPar(3)s – Octet 4	
x x		6	5	4	3	2		1
x x		x	x	x	x	x	x	Net_max (maximum net data rate, bits 6 to 1)

**Table 11.40.30.4 – Standard information field – G.992.4 Annex I upstream STM TPS-TC #2 NPar(3) coding – Octet 5**

8 7		Bits					G.992.4 Annex I upstream STM TPS-TC #2 NPar(3)s – Octet 5	
x x		6	5	4	3	2		1
x x		x	x	x	x	x	x	Net_reserve (minimum reserved net data rate, bits 12 to 7)

**Table 11.40.30.5 – Standard information field – G.992.4 Annex I  
upstream STM TPS-TC #2 NPar(3) coding – Octet 6**

		Bits						
8	7	6	5	4	3	2	1	
x	x	x	x	x	x	x	x	Net_reserve (minimum reserved net data rate, bits 6 to 1)

**Table 11.40.30.6 – Standard information field – G.992.4 Annex I  
upstream STM TPS-TC #2 NPar(3) coding – Octet 7**

		Bits						
8	7	6	5	4	3	2	1	
x	x	x	x	x	x	x	x	Delay_max (maximum delay) (n milliseconds, n = 0 to 63)

**Table 11.40.30.7 – Standard information field – G.992.4 Annex I  
upstream STM TPS-TC #2 NPar(3) coding – Octet 8**

		Bits						
8	7	6	5	4	3	2	1	
x	x					x	x	Error_max (maximum bit error ratio)
x	x			x	x			INP_min (minimum impulse noise protection)
x	x		x					Reserved for allocation by ITU-T
x	x	x						Reserved for allocation by ITU-T

**Table 11.40.31 – Standard information field – G.992.4 Annex I  
downstream ATM TPS-TC #2 NPar(3) coding – Octet 1**

		Bits						
8	7	6	5	4	3	2	1	
x	x	x	x	x	x	x	x	Net_min (minimum net data rate, bits 12 to 7)

**Table 11.40.31.1 – Standard information field – G.992.4 Annex I  
downstream ATM TPS-TC #2 NPar(3) coding – Octet 2**

		Bits						
8	7	6	5	4	3	2	1	
x	x	x	x	x	x	x	x	Net_min (minimum net data rate, bits 6 to 1)

**Table 11.40.31.2 – Standard information field – G.992.4 Annex I  
downstream ATM TPS-TC #2 NPar(3) coding – Octet 3**

		Bits						
8	7	6	5	4	3	2	1	
x	x	x	x	x	x	x	x	Net_max (maximum net data rate, bits 12 to 7)

**Table 11.40.31.3 – Standard information field – G.992.4 Annex I  
downstream ATM TPS-TC #2 NPar(3) coding – Octet 4**

		Bits						
8	7	6	5	4	3	2	1	
x	x	x	x	x	x	x	x	Net_max (maximum net data rate, bits 6 to 1)

**Table 11.40.31.4 – Standard information field – G.992.4 Annex I downstream ATM TPS-TC #2 NPar(3) coding – Octet 5**

8		7		Bits						
				6	5	4	3	2	1	
x	x	x	x	x	x	x	x	x	x	G.992.4 Annex I downstream ATM TPS-TC #2 NPar(3)s – Octet 5
										Net_reserve (minimum reserved net data rate, bits 12 to 7)

**Table 11.40.31.5 – Standard information field – G.992.4 Annex I downstream ATM TPS-TC #2 NPar(3) coding – Octet 6**

8		7		Bits						
				6	5	4	3	2	1	
x	x	x	x	x	x	x	x	x	x	G.992.4 Annex I downstream ATM TPS-TC #2 NPar(3)s – Octet 6
										Net_reserve (minimum reserved net data rate, bits 6 to 1)

**Table 11.40.31.6 – Standard information field – G.992.4 Annex I downstream ATM TPS-TC #2 NPar(3) coding – Octet 7**

8		7		Bits						
				6	5	4	3	2	1	
x	x	x	x	x	x	x	x	x	x	G.992.4 Annex I downstream ATM TPS-TC #2 NPar(3)s – Octet 7
										Delay_max (maximum delay) (n milliseconds, n = 0 to 63)

**Table 11.40.31.7 – Standard information field – G.992.4 Annex I downstream ATM TPS-TC #2 NPar(3) coding – Octet 8**

8		7		Bits						
				6	5	4	3	2	1	
x	x							x	x	G.992.4 Annex I downstream ATM TPS-TC #2 NPar(3)s – Octet 8
x	x					x	x			Error_max (maximum bit error ratio)
x	x									INP_min (minimum impulse noise protection)
x	x					x				Reserved for allocation by ITU-T
x	x			x						IMA_flag

**Table 11.40.32 – Standard information field – G.992.4 Annex I upstream ATM TPS-TC #2 NPar(3) coding – Octet 1**

8		7		Bits						
				6	5	4	3	2	1	
x	x	x	x	x	x	x	x	x	x	G.992.4 Annex I upstream ATM TPS-TC #2 NPar(3)s – Octet 1
										Net_min (minimum net data rate, bits 12 to 7)

**Table 11.40.32.1 – Standard information field – G.992.4 Annex I upstream ATM TPS-TC #2 NPar(3) coding – Octet 2**

8		7		Bits						
				6	5	4	3	2	1	
x	x	x	x	x	x	x	x	x	x	G.992.4 Annex I upstream ATM TPS-TC #2 NPar(3)s – Octet 2
										Net_min (minimum net data rate, bits 6 to 1)

**Table 11.40.32.2 – Standard information field – G.992.4 Annex I upstream ATM TPS-TC #2 NPar(3) coding – Octet 3**

8		7		Bits						
				6	5	4	3	2	1	
x	x	x	x	x	x	x	x	x	x	G.992.4 Annex I upstream ATM TPS-TC #2 NPar(3)s – Octet 3
										Net_max (maximum net data rate, bits 12 to 7)

**Table 11.40.32.3 – Standard information field – G.992.4 Annex I  
upstream ATM TPS-TC #2 NPar(3) coding – Octet 4**

		Bits						
8	7	6	5	4	3	2	1	
x	x	x	x	x	x	x	x	Net_max (maximum net data rate, bits 6 to 1)

**Table 11.40.32.4 – Standard information field – G.992.4 Annex I  
upstream ATM TPS-TC #2 NPar(3) coding – Octet 5**

		Bits						
8	7	6	5	4	3	2	1	
x	x	x	x	x	x	x	x	Net_reserve (minimum reserved net data rate, bits 12 to 7)

**Table 11.40.32.5 – Standard information field – G.992.4 Annex I  
upstream ATM TPS-TC #2 NPar(3) coding – Octet 6**

		Bits						
8	7	6	5	4	3	2	1	
x	x	x	x	x	x	x	x	Net_reserve (minimum reserved net data rate, bits 6 to 1)

**Table 11.40.32.6 – Standard information field – G.992.4 Annex I  
upstream ATM TPS-TC #2 NPar(3) coding – Octet 7**

		Bits						
8	7	6	5	4	3	2	1	
x	x	x	x	x	x	x	x	Delay_max (maximum delay) (n milliseconds, n = 0 to 63)

**Table 11.40.32.7 – Standard information field – G.992.4 Annex I  
upstream ATM TPS-TC #2 NPar(3) coding – Octet 8**

		Bits						
8	7	6	5	4	3	2	1	
x	x					x	x	Error_max (maximum bit error ratio)
x	x			x	x			INP_min (minimum impulse noise protection)
x	x		x					Reserved for allocation by ITU-T
x	x	x						IMA_flag

**Table 11.40.33 – Standard information field – G.992.4 Annex I  
downstream PTM TPS-TC #2 NPar(3) coding – Octet 1**

		Bits						
8	7	6	5	4	3	2	1	
x	x	x	x	x	x	x	x	Net_min (minimum net data rate, bits 12 to 7)

**Table 11.40.33.1 – Standard information field – G.992.4 Annex I  
downstream PTM TPS-TC #2 NPar(3) coding – Octet 2**

		Bits						
8	7	6	5	4	3	2	1	
x	x	x	x	x	x	x	x	Net_min (minimum net data rate, bits 6 to 1)



**Table 11.40.33.2 – Standard information field – G.992.4 Annex I downstream PTM TPS-TC #2 NPar(3) coding – Octet 3**

		Bits						
8	7	6	5	4	3	2	1	
x	x	x	x	x	x	x	x	G.992.4 Annex I downstream PTM TPS-TC #2 NPar(3)s – Octet 3
								Net_max (maximum net data rate, bits 12 to 7)

**Table 11.40.33.3 – Standard information field – G.992.4 Annex I downstream PTM TPS-TC #2 NPar(3) coding – Octet 4**

		Bits						
8	7	6	5	4	3	2	1	
x	x	x	x	x	x	x	x	G.992.4 Annex I downstream PTM TPS-TC #2 NPar(3)s – Octet 4
								Net_max (maximum net data rate, bits 6 to 1)

**Table 11.40.33.4 – Standard information field – G.992.4 Annex I downstream PTM TPS-TC #2 NPar(3) coding – Octet 5**

		Bits						
8	7	6	5	4	3	2	1	
x	x	x	x	x	x	x	x	G.992.4 Annex I downstream PTM TPS-TC #2 NPar(3)s – Octet 5
								Net_reserve (minimum reserved net data rate, bits 12 to 7)

**Table 11.40.33.5 – Standard information field – G.992.4 Annex I downstream PTM TPS-TC #2 NPar(3) coding – Octet 6**

		Bits						
8	7	6	5	4	3	2	1	
x	x	x	x	x	x	x	x	G.992.4 Annex I downstream PTM TPS-TC #2 NPar(3)s – Octet 6
								Net_reserve (minimum reserved net data rate, bits 6 to 1)

**Table 11.40.33.6 – Standard information field – G.992.4 Annex I downstream PTM TPS-TC #2 NPar(3) coding – Octet 7**

		Bits						
8	7	6	5	4	3	2	1	
x	x	x	x	x	x	x	x	G.992.4 Annex I downstream PTM TPS-TC #2 NPar(3)s – Octet 7
								Delay_max (maximum delay) (n milliseconds, n = 0 to 63)

**Table 11.40.33.7 – Standard information field – G.992.4 Annex I downstream PTM TPS-TC #2 NPar(3) coding – Octet 8**

		Bits						
8	7	6	5	4	3	2	1	
x	x					x	x	G.992.4 Annex I downstream PTM TPS-TC #2 NPar(3)s – Octet 8
								Error_max (maximum bit error ratio)
x	x			x	x			INP_min (minimum impulse noise protection)
x	x		x					Reserved for allocation by ITU-T
x	x	x						Reserved for allocation by ITU-T

**Table 11.40.34 – Standard information field – G.992.4 Annex I upstream PTM TPS-TC #2 NPar(3) coding – Octet 1**

		Bits						
8	7	6	5	4	3	2	1	
x	x	x	x	x	x	x	x	G.992.4 Annex I upstream PTM TPS-TC #2 NPar(3)s – Octet 1
								Net_min (minimum net data rate, bits 12 to 7)

**Table 11.40.34.1 – Standard information field – G.992.4 Annex I  
upstream PTM TPS-TC #2 NPar(3) coding – Octet 2**

		Bits						
8	7	6	5	4	3	2	1	
x	x	x	x	x	x	x	x	Net_min (minimum net data rate, bits 6 to 1)

**Table 11.40.34.2 – Standard information field – G.992.4 Annex I  
upstream PTM TPS-TC #2 NPar(3) coding – Octet 3**

		Bits						
8	7	6	5	4	3	2	1	
x	x	x	x	x	x	x	x	Net_max (maximum net data rate, bits 12 to 7)

**Table 11.40.34.3 – Standard information field – G.992.4 Annex I  
upstream PTM TPS-TC #2 NPar(3) coding – Octet 4**

		Bits						
8	7	6	5	4	3	2	1	
x	x	x	x	x	x	x	x	Net_max (maximum net data rate, bits 6 to 1)

**Table 11.40.34.4 – Standard information field – G.992.4 Annex I  
upstream PTM TPS-TC #2 NPar(3) coding – Octet 5**

		Bits						
8	7	6	5	4	3	2	1	
x	x	x	x	x	x	x	x	Net_reserve (minimum reserved net data rate, bits 12 to 7)

**Table 11.40.34.5 – Standard information field – G.992.4 Annex I  
upstream PTM TPS-TC #2 NPar(3) coding – Octet 6**

		Bits						
8	7	6	5	4	3	2	1	
x	x	x	x	x	x	x	x	Net_reserve (minimum reserved net data rate, bits 6 to 1)

**Table 11.40.34.6 – Standard information field – G.992.4 Annex I  
upstream PTM TPS-TC #2 NPar(3) coding – Octet 7**

		Bits						
8	7	6	5	4	3	2	1	
x	x	x	x	x	x	x	x	Delay_max (maximum delay) (n milliseconds, n = 0 to 63)

**Table 11.40.34.7 – Standard information field – G.992.4 Annex I  
upstream PTM TPS-TC #2 NPar(3) coding – Octet 8**

		Bits						
8	7	6	5	4	3	2	1	
x	x					x	x	Error_max (maximum bit error ratio)
x	x			x	x			INP_min (minimum impulse noise protection)
x	x		x					Reserved for allocation by ITU-T
x	x	x						Reserved for allocation by ITU-T

**Table 11.40.35 – Standard information field – G.992.4 Annex I downstream PMS-TC latency path #2 NPar(3) coding – Octet 1**

8		7		Bits						
				6	5	4	3	2	1	
x	x	x	x	x	x	x	x	x	x	G.992.4 Annex I downstream PMS-TC latency path #2 NPar(3)s – Octet 1
x	x									Net_max (maximum net data rate, bits 12 to 7)

**Table 11.40.35.1 – Standard information field – G.992.4 Annex I downstream PMS-TC latency path #2 NPar(3) coding – Octet 2**

8		7		Bits						
				6	5	4	3	2	1	
x	x	x	x	x	x	x	x	x	x	G.992.4 Annex I downstream PMS-TC latency path #2 NPar(3)s – Octet 2
x	x									Net_max (maximum net data rate, bits 6 to 1)

**Table 11.40.35.2 – Standard information field – G.992.4 Annex I downstream PMS-TC latency path #2 NPar(3) coding – Octet 3**

8		7		Bits						
				6	5	4	3	2	1	
x	x					x	x	x	x	G.992.4 Annex I downstream PMS-TC latency path #2 NPar(3)s – Octet 3
x	x	x	x							$R_{2\max}$ value ( $2^n$ , $n = 0$ to $15$ )
										Reserved for allocation by ITU-T

**Table 11.40.35.3 – Standard information field – G.992.4 Annex I downstream PMS-TC latency path #2 NPar(3) coding – Octet 4**

8		7		Bits						
				6	5	4	3	2	1	
x	x						x	x	x	G.992.4 Annex I downstream PMS-TC latency path #2 NPar(3)s – Octet 4
x	x	x	x	x						$D_{2\max}$ value ( $2^n$ , $n = 0$ to $7$ )
										Reserved for allocation by ITU-T

**Table 11.40.36 – Standard information field – G.992.4 Annex I upstream PMS-TC latency path #2 NPar(3) coding – Octet 1**

8		7		Bits						
				6	5	4	3	2	1	
x	x	x	x	x	x	x	x	x	x	G.992.4 Annex I upstream PMS-TC latency path #2 NPar(3)s – Octet 1
x	x									Net_max (maximum net data rate, bits 12 to 7)

**Table 11.40.36.1 – Standard information field – G.992.4 Annex I upstream PMS-TC latency path #2 NPar(3) coding – Octet 2**

8		7		Bits						
				6	5	4	3	2	1	
x	x	x	x	x	x	x	x	x	x	G.992.4 Annex I upstream PMS-TC latency path #2 NPar(3)s – Octet 2
x	x									Net_max (maximum net data rate, bits 6 to 1)

**Table 11.40.36.2 – Standard information field – G.992.4 Annex I upstream PMS-TC latency path #2 NPar(3) coding – Octet 3**

8		7		Bits						
				6	5	4	3	2	1	
x	x					x	x	x	x	G.992.4 Annex I upstream PMS-TC latency path #2 NPar(3)s – Octet 3
x	x	x	x							$R_{2\max}$ value ( $2^n$ , $n = 0$ to $15$ )
										Reserved for allocation by ITU-T

**Table 11.40.36.3 – Standard information field – G.992.4 Annex I  
upstream PMS-TC latency path #2 NPar(3) coding – Octet 4**

		Bits						
8	7	6	5	4	3	2	1	
x	x				x	x	x	<b>G.992.4 Annex I upstream PMS-TC latency path #2 NPar(3)s – Octet 4</b>
x	x	x	x	x				$D_{2_{max}}$ value ( $2^n$ , $n = 0$ to $7$ )
								Reserved for allocation by ITU-T

**Table 11.40.37 – Standard information field – G.992.4 Annex I  
downstream STM TPS-TC #3 NPar(3) coding – Octet 1**

		Bits						
8	7	6	5	4	3	2	1	
x	x	x	x	x	x	x	x	<b>G.992.4 Annex I downstream STM TPS-TC #3 NPar(3)s – Octet 1</b>
								Net_min (minimum net data rate, bits 12 to 7)

**Table 11.40.37.1 – Standard information field – G.992.4 Annex I  
downstream STM TPS-TC #3 NPar(3) coding – Octet 2**

		Bits						
8	7	6	5	4	3	2	1	
x	x	x	x	x	x	x	x	<b>G.992.4 Annex I downstream STM TPS-TC #3 NPar(3)s – Octet 2</b>
								Net_min (minimum net data rate, bits 6 to 1)

**Table 11.40.37.2 – Standard information field – G.992.4 Annex I  
downstream STM TPS-TC #3 NPar(3) coding – Octet 3**

		Bits						
8	7	6	5	4	3	2	1	
x	x	x	x	x	x	x	x	<b>G.992.4 Annex I downstream STM TPS-TC #3 NPar(3)s – Octet 3</b>
								Net_max (maximum net data rate, bits 12 to 7)

**Table 11.40.37.3 – Standard information field – G.992.4 Annex I  
downstream STM TPS-TC #3 NPar(3) coding – Octet 4**

		Bits						
8	7	6	5	4	3	2	1	
x	x	x	x	x	x	x	x	<b>G.992.4 Annex I downstream STM TPS-TC #3 NPar(3)s – Octet 4</b>
								Net_max (maximum net data rate, bits 6 to 1)

**Table 11.40.37.4 – Standard information field – G.992.4 Annex I  
downstream STM TPS-TC #3 NPar(3) coding – Octet 5**

		Bits						
8	7	6	5	4	3	2	1	
x	x	x	x	x	x	x	x	<b>G.992.4 Annex I downstream STM TPS-TC #3 NPar(3)s – Octet 5</b>
								Net_reserve (minimum reserved net data rate, bits 12 to 7)

**Table 11.40.37.5 – Standard information field – G.992.4 Annex I  
downstream STM TPS-TC #3 NPar(3) coding – Octet 6**

		Bits						
8	7	6	5	4	3	2	1	
x	x	x	x	x	x	x	x	<b>G.992.4 Annex I downstream STM TPS-TC #3 NPar(3)s – Octet 6</b>
								Net_reserve (minimum reserved net data rate, bits 6 to 1)

**Table 11.40.37.6 – Standard information field – G.992.4 Annex I downstream STM TPS-TC #3 NPar(3) coding – Octet 7**

8 7		Bits					G.992.4 Annex I downstream STM TPS-TC #3 NPar(3)s – Octet 7	
		6	5	4	3	2	1	
x	x	x	x	x	x	x	x	Delay_max (maximum delay) (n milliseconds, n = 0 to 63)

**Table 11.40.37.7 – Standard information field – G.992.4 Annex I downstream STM TPS-TC #3 NPar(3) coding – Octet 8**

8 7		Bits					G.992.4 Annex I downstream STM TPS-TC #3 NPar(3)s – Octet 8	
		6	5	4	3	2	1	
x	x					x	x	Error_max (maximum bit error ratio)
x	x			x	x			INP_min (minimum impulse noise protection)
x	x		x					Reserved for allocation by ITU-T
x	x	x						Reserved for allocation by ITU-T

**Table 11.40.38 – Standard information field – G.992.4 Annex I upstream STM TPS-TC #3 NPar(3) coding – Octet 1**

8 7		Bits					G.992.4 Annex I upstream STM TPS-TC #3 NPar(3)s – Octet 1	
		6	5	4	3	2	1	
x	x	x	x	x	x	x	x	Net_min (minimum net data rate, bits 12 to 7)

**Table 11.40.38.1 – Standard information field – G.992.4 Annex I upstream STM TPS-TC #3 NPar(3) coding – Octet 2**

8 7		Bits					G.992.4 Annex I upstream STM TPS-TC #3 NPar(3)s – Octet 2	
		6	5	4	3	2	1	
x	x	x	x	x	x	x	x	Net_min (minimum net data rate, bits 6 to 1)

**Table 11.40.38.2 – Standard information field – G.992.4 Annex I upstream STM TPS-TC #3 NPar(3) coding – Octet 3**

8 7		Bits					G.992.4 Annex I upstream STM TPS-TC #3 NPar(3)s – Octet 3	
		6	5	4	3	2	1	
x	x	x	x	x	x	x	x	Net_max (maximum net data rate, bits 12 to 7)

**Table 11.40.38.3 – Standard information field – G.992.4 Annex I upstream STM TPS-TC #3 NPar(3) coding – Octet 4**

8 7		Bits					G.992.4 Annex I upstream STM TPS-TC #3 NPar(3)s – Octet 4	
		6	5	4	3	2	1	
x	x	x	x	x	x	x	x	Net_max (maximum net data rate, bits 6 to 1)

**Table 11.40.38.4 – Standard information field – G.992.4 Annex I upstream STM TPS-TC #3 NPar(3) coding – Octet 5**

8 7		Bits					G.992.4 Annex I upstream STM TPS-TC #3 NPar(3)s – Octet 5	
		6	5	4	3	2	1	
x	x	x	x	x	x	x	x	Net_reserve (minimum reserved net data rate, bits 12 to 7)

**Table 11.40.38.5 – Standard information field – G.992.4 Annex I  
upstream STM TPS-TC #3 NPar(3) coding – Octet 6**

		Bits						
8	7	6	5	4	3	2	1	
x	x	x	x	x	x	x	x	Net_reserve (minimum reserved net data rate, bits 6 to 1)

**Table 11.40.38.6 – Standard information field – G.992.4 Annex I  
upstream STM TPS-TC #3 NPar(3) coding – Octet 7**

		Bits						
8	7	6	5	4	3	2	1	
x	x	x	x	x	x	x	x	Delay_max (maximum delay) (n milliseconds, n = 0 to 63)

**Table 11.40.38.7 – Standard information field – G.992.4 Annex I  
upstream STM TPS-TC #3 NPar(3) coding – Octet 8**

		Bits						
8	7	6	5	4	3	2	1	
x	x					x	x	Error_max (maximum bit error ratio)
x	x			x	x			INP_min (minimum impulse noise protection)
x	x		x					Reserved for allocation by ITU-T
x	x	x						Reserved for allocation by ITU-T

**Table 11.40.39 – Standard information field – G.992.4 Annex I  
downstream ATM TPS-TC #3 NPar(3) coding – Octet 1**

		Bits						
8	7	6	5	4	3	2	1	
x	x	x	x	x	x	x	x	Net_min (minimum net data rate, bits 12 to 7)

**Table 11.40.39.1 – Standard information field – G.992.4 Annex I  
downstream ATM TPS-TC #3 NPar(3) coding – Octet 2**

		Bits						
8	7	6	5	4	3	2	1	
x	x	x	x	x	x	x	x	Net_min (minimum net data rate, bits 6 to 1)

**Table 11.40.39.2 – Standard information field – G.992.4 Annex I  
downstream ATM TPS-TC #3 NPar(3) coding – Octet 3**

		Bits						
8	7	6	5	4	3	2	1	
x	x	x	x	x	x	x	x	Net_max (maximum net data rate, bits 12 to 7)

**Table 11.40.39.3 – Standard information field – G.992.4 Annex I  
downstream ATM TPS-TC #3 NPar(3) coding – Octet 4**

		Bits						
8	7	6	5	4	3	2	1	
x	x	x	x	x	x	x	x	Net_max (maximum net data rate, bits 6 to 1)

**Table 11.40.39.4 – Standard information field – G.992.4 Annex I downstream ATM TPS-TC #3 NPar(3) coding – Octet 5**

8		7		Bits						
x		x		6	5	4	3	2	1	
x		x		x	x	x	x	x	x	Net_reserve (minimum reserved net data rate, bits 12 to 7)

**Table 11.40.39.5 – Standard information field – G.992.4 Annex I downstream ATM TPS-TC #3 NPar(3) coding – Octet 6**

8		7		Bits						
x		x		6	5	4	3	2	1	
x		x		x	x	x	x	x	x	Net_reserve (minimum reserved net data rate, bits 6 to 1)

**Table 11.40.39.6 – Standard information field – G.992.4 Annex I downstream ATM TPS-TC #3 NPar(3) coding – Octet 7**

8		7		Bits						
x		x		6	5	4	3	2	1	
x		x		x	x	x	x	x	x	Delay_max (maximum delay) (n milliseconds, n = 0 to 63)

**Table 11.40.39.7 – Standard information field – G.992.4 Annex I downstream ATM TPS-TC #3 NPar(3) coding – Octet 8**

8		7		Bits						
x		x		6	5	4	3	2	1	
x		x						x	x	Error_max (maximum bit error ratio)
x		x				x	x			INP_min (minimum impulse noise protection)
x		x			x					Reserved for allocation by ITU-T
x		x		x						IMA_flag

**Table 11.40.40 – Standard information field – G.992.4 Annex I upstream ATM TPS-TC #3 NPar(3) coding – Octet 1**

8		7		Bits						
x		x		6	5	4	3	2	1	
x		x		x	x	x	x	x	x	Net_min (minimum net data rate, bits 12 to 7)

**Table 11.40.40.1 – Standard information field – G.992.4 Annex I upstream ATM TPS-TC #3 NPar(3) coding – Octet 2**

8		7		Bits						
x		x		6	5	4	3	2	1	
x		x		x	x	x	x	x	x	Net_min (minimum net data rate, bits 6 to 1)

**Table 11.40.40.2 – Standard information field – G.992.4 Annex I upstream ATM TPS-TC #3 NPar(3) coding – Octet 3**

8		7		Bits						
x		x		6	5	4	3	2	1	
x		x		x	x	x	x	x	x	Net_max (maximum net data rate, bits 12 to 7)

**Table 11.40.40.3 – Standard information field – G.992.4 Annex I  
upstream ATM TPS-TC #3 NPar(3) coding – Octet 4**

		Bits						
8	7	6	5	4	3	2	1	
x	x	x	x	x	x	x	x	Net_max (maximum net data rate, bits 6 to 1)

**Table 11.40.40.4 – Standard information field – G.992.4 Annex I  
upstream ATM TPS-TC #3 NPar(3) coding – Octet 5**

		Bits						
8	7	6	5	4	3	2	1	
x	x	x	x	x	x	x	x	Net_reserve (minimum reserved net data rate, bits 12 to 7)

**Table 11.40.40.5 – Standard information field – G.992.4 Annex I  
upstream ATM TPS-TC #3 NPar(3) coding – Octet 6**

		Bits						
8	7	6	5	4	3	2	1	
x	x	x	x	x	x	x	x	Net_reserve (minimum reserved net data rate, bits 6 to 1)

**Table 11.40.40.6 – Standard information field – G.992.4 Annex I  
upstream ATM TPS-TC #3 NPar(3) coding – Octet 7**

		Bits						
8	7	6	5	4	3	2	1	
x	x	x	x	x	x	x	x	Delay_max (maximum delay) (n milliseconds, n = 0 to 63)

**Table 11.40.40.7 – Standard information field – G.992.4 Annex I  
upstream ATM TPS-TC #3 NPar(3) coding – Octet 8**

		Bits						
8	7	6	5	4	3	2	1	
x	x					x	x	Error_max (maximum bit error ratio)
x	x			x	x			INP_min (minimum impulse noise protection)
x	x		x					Reserved for allocation by ITU-T
x	x	x						IMA_flag

**Table 11.40.41 – Standard information field – G.992.4 Annex I  
downstream PTM TPS-TC #3 NPar(3) coding – Octet 1**

		Bits						
8	7	6	5	4	3	2	1	
x	x	x	x	x	x	x	x	Net_min (minimum net data rate, bits 12 to 7)

**Table 11.40.41.1 – Standard information field – G.992.4 Annex I  
downstream PTM TPS-TC #3 NPar(3) coding – Octet 2**

		Bits						
8	7	6	5	4	3	2	1	
x	x	x	x	x	x	x	x	Net_min (minimum net data rate, bits 6 to 1)



**Table 11.40.41.2 – Standard information field – G.992.4 Annex I  
downstream PTM TPS-TC #3 NPar(3) coding – Octet 3**

		Bits						
8	7	6	5	4	3	2	1	
x	x	x	x	x	x	x	x	G.992.4 Annex I downstream PTM TPS-TC #3 NPar(3)s – Octet 3
								Net_max (maximum net data rate, bits 12 to 7)

**Table 11.40.41.3 – Standard information field – G.992.4 Annex I  
downstream PTM TPS-TC #3 NPar(3) coding – Octet 4**

		Bits						
8	7	6	5	4	3	2	1	
x	x	x	x	x	x	x	x	G.992.4 Annex I downstream PTM TPS-TC #3 NPar(3)s – Octet 4
								Net_max (maximum net data rate, bits 6 to 1)

**Table 11.40.41.4 – Standard information field – G.992.4 Annex I  
downstream PTM TPS-TC #3 NPar(3) coding – Octet 5**

		Bits						
8	7	6	5	4	3	2	1	
x	x	x	x	x	x	x	x	G.992.4 Annex I downstream PTM TPS-TC #3 NPar(3)s – Octet 5
								Net_reserve (minimum reserved net data rate, bits 12 to 7)

**Table 11.40.41.5 – Standard information field – G.992.4 Annex I  
downstream PTM TPS-TC #3 NPar(3) coding – Octet 6**

		Bits						
8	7	6	5	4	3	2	1	
x	x	x	x	x	x	x	x	G.992.4 Annex I downstream PTM TPS-TC #3 NPar(3)s – Octet 6
								Net_reserve (minimum reserved net data rate, bits 6 to 1)

**Table 11.40.41.6 – Standard information field – G.992.4 Annex I  
downstream PTM TPS-TC #3 NPar(3) coding – Octet 7**

		Bits						
8	7	6	5	4	3	2	1	
x	x	x	x	x	x	x	x	G.992.4 Annex I downstream PTM TPS-TC #3 NPar(3)s – Octet 7
								Delay_max (maximum delay) (n milliseconds, n = 0 to 63)

**Table 11.40.41.7 – Standard information field – G.992.4 Annex I  
downstream PTM TPS-TC #3 NPar(3) coding – Octet 8**

		Bits						
8	7	6	5	4	3	2	1	
x	x					x	x	G.992.4 Annex I downstream PTM TPS-TC #3 NPar(3)s – Octet 8
								Error_max (maximum bit error ratio)
x	x			x	x			INP_min (minimum impulse noise protection)
x	x		x					Reserved for allocation by ITU-T
x	x	x						Reserved for allocation by ITU-T

**Table 11.40.42 – Standard information field – G.992.4 Annex I  
upstream PTM TPS-TC #3 NPar(3) coding – Octet 1**

		Bits						
8	7	6	5	4	3	2	1	
x	x	x	x	x	x	x	x	G.992.4 Annex I upstream PTM TPS-TC #3 NPar(3)s – Octet 1
								Net_min (minimum net data rate, bits 12 to 7)

**Table 11.40.42.1 – Standard information field – G.992.4 Annex I  
upstream PTM TPS-TC #3 NPar(3) coding – Octet 2**

8		7		6		5		4		3		2		1	
x	x	x	x	x	x	x	x	x	x	x	x	x	x	x	x

G.992.4 Annex I upstream PTM TPS-TC #3 NPar(3)s – Octet 2  
Net\_min (minimum net data rate, bits 6 to 1)

**Table 11.40.42.2 – Standard information field – G.992.4 Annex I  
upstream PTM TPS-TC #3 NPar(3) coding – Octet 3**

8		7		6		5		4		3		2		1	
x	x	x	x	x	x	x	x	x	x	x	x	x	x	x	x

G.992.4 Annex I upstream PTM TPS-TC #3 NPar(3)s – Octet 3  
Net\_max (maximum net data rate, bits 12 to 7)

**Table 11.40.42.3 – Standard information field – G.992.4 Annex I  
upstream PTM TPS-TC #3 NPar(3) coding – Octet 4**

8		7		6		5		4		3		2		1	
x	x	x	x	x	x	x	x	x	x	x	x	x	x	x	x

G.992.4 Annex I upstream PTM TPS-TC #3 NPar(3)s – Octet 4  
Net\_max (maximum net data rate, bits 6 to 1)

**Table 11.40.42.4 – Standard information field – G.992.4 Annex I  
upstream PTM TPS-TC #3 NPar(3) coding – Octet 5**

8		7		6		5		4		3		2		1	
x	x	x	x	x	x	x	x	x	x	x	x	x	x	x	x

G.992.4 Annex I upstream PTM TPS-TC #3 NPar(3)s – Octet 5  
Net\_reserve (minimum reserved net data rate, bits 12 to 7)

**Table 11.40.42.5 – Standard information field – G.992.4 Annex I  
upstream PTM TPS-TC #3 NPar(3) coding – Octet 6**

8		7		6		5		4		3		2		1	
x	x	x	x	x	x	x	x	x	x	x	x	x	x	x	x

G.992.4 Annex I upstream PTM TPS-TC #3 NPar(3)s – Octet 6  
Net\_reserve (minimum reserved net data rate, bits 6 to 1)

**Table 11.40.42.6 – Standard information field – G.992.4 Annex I  
upstream PTM TPS-TC #3 NPar(3) coding – Octet 7**

8		7		6		5		4		3		2		1	
x	x	x	x	x	x	x	x	x	x	x	x	x	x	x	x

G.992.4 Annex I upstream PTM TPS-TC #3 NPar(3)s – Octet 7  
Delay\_max (maximum delay) (n milliseconds, n = 0 to 63)

**Table 11.40.42.7 – Standard information field – G.992.4 Annex I  
upstream PTM TPS-TC #3 NPar(3) coding – Octet 8**

8		7		6		5		4		3		2		1	
x	x											x	x		
x	x							x	x						
x	x							x							
x	x	x													

G.992.4 Annex I upstream PTM TPS-TC #3 NPar(3)s – Octet 8  
Error\_max (maximum bit error ratio)  
INP\_min (minimum impulse noise protection)  
Reserved for allocation by ITU-T  
Reserved for allocation by ITU-T

**Table 11.40.43 – Standard information field – G.992.4 Annex I downstream PMS-TC latency path #3 NPar(3) coding – Octet 1**

8		7		Bits						
				6	5	4	3	2	1	
x	x	x	x	x	x	x	x	x	x	G.992.4 Annex I downstream PMS-TC latency path #3 NPar(3)s – Octet 1
x	x	x	x	x	x	x	x	x	x	Net_max (maximum net data rate, bits 12 to 7)

**Table 11.40.43.1 – Standard information field – G.992.4 Annex I downstream PMS-TC latency path #3 NPar(3) coding – Octet 2**

8		7		Bits						
				6	5	4	3	2	1	
x	x	x	x	x	x	x	x	x	x	G.992.4 Annex I downstream PMS-TC latency path #3 NPar(3)s – Octet 2
x	x	x	x	x	x	x	x	x	x	Net_max (maximum net data rate, bits 6 to 1)

**Table 11.40.43.2 – Standard information field – G.992.4 Annex I downstream PMS-TC latency path #3 NPar(3) coding – Octet 3**

8		7		Bits						
				6	5	4	3	2	1	
x	x	x	x			x	x	x	x	G.992.4 Annex I downstream PMS-TC latency path #3 NPar(3)s – Octet 3
x	x	x	x	x	x					$R_{3\max}$ value ( $2^n$ , $n = 0$ to $15$ )
				x	x					Reserved for allocation by ITU-T

**Table 11.40.43.3 – Standard information field – G.992.4 Annex I downstream PMS-TC latency path #3 NPar(3) coding – Octet 4**

8		7		Bits						
				6	5	4	3	2	1	
x	x	x	x				x	x	x	G.992.4 Annex I downstream PMS-TC latency path #3 NPar(3)s – Octet 4
x	x	x	x	x	x	x				$D_{3\max}$ value ( $2^n$ , $n = 0$ to $7$ )
				x	x	x				Reserved for allocation by ITU-T

**Table 11.40.44 – Standard information field – G.992.4 Annex I upstream PMS-TC latency path #3 NPar(3) coding – Octet 1**

8		7		Bits						
				6	5	4	3	2	1	
x	x	x	x	x	x	x	x	x	x	G.992.4 Annex I upstream PMS-TC latency path #3 NPar(3)s – Octet 1
x	x	x	x	x	x	x	x	x	x	Net_max (maximum net data rate, bits 12 to 7)

**Table 11.40.44.1 – Standard information field – G.992.4 Annex I upstream PMS-TC latency path #3 NPar(3) coding – Octet 2**

8		7		Bits						
				6	5	4	3	2	1	
x	x	x	x	x	x	x	x	x	x	G.992.4 Annex I upstream PMS-TC latency path #3 NPar(3)s – Octet 2
x	x	x	x	x	x	x	x	x	x	Net_max (maximum net data rate, bits 6 to 1)

**Table 11.40.44.2 – Standard information field – G.992.4 Annex I upstream PMS-TC latency path #3 NPar(3) coding – Octet 3**

8		7		Bits						
				6	5	4	3	2	1	
x	x	x	x			x	x	x	x	G.992.4 Annex I upstream PMS-TC latency path #3 NPar(3)s – Octet 3
x	x	x	x	x	x					$R_{3\max}$ value ( $2^n$ , $n = 0$ to $15$ )
				x	x					Reserved for allocation by ITU-T

**Table 11.40.44.3 – Standard information field – G.992.4 Annex I upstream PMS-TC latency path #3 NPar(3) coding – Octet 4**

		Bits						
8	7	6	5	4	3	2	1	
x	x				x	x	x	$D_{3 \max}$ value ( $2^n$ , $n = 0$ to $7$ )
x	x	x	x	x				Reserved for allocation by ITU-T

**9.4.21 G.992.3 Annex C Par(2)/Par(3) parameters**

**Table 11.41 – Standard information field – G.992.3 Annex C NPar(2) coding**

		Bits						
8	7	6	5	4	3	2	1	
x	x	x	x	x	x	x	1	NTR
x	x	x	x	x	x	1	x	Reserved for allocation by ITU-T
x	x	x	x	x	1	x	x	Diagnostics mode
x	x	x	x	1	x	x	x	Reserved for allocation by ITU-T
x	x	x	1	x	x	x	x	Reserved for allocation by ITU-T
x	x	1	x	x	x	x	x	Reserved for allocation by ITU-T
x	x	0	0	0	0	0	0	No parameters in this octet

**Table 11.41.1 – Standard information field – G.992.3 Annex C NPar(2) coding – Octet 2**

		Bits						
8	7	6	5	4	3	2	1	
x	x	x	x	x	x	x	1	Profile 1
x	x	x	x	x	x	1	x	Profile 2
x	x	x	x	x	1	x	x	Profile 3
x	x	x	x	1	x	x	x	Profile 4
x	x	x	1	x	x	x	x	Profile 5
x	x	1	x	x	x	x	x	Profile 6
x	x	0	0	0	0	0	0	No parameters in this octet

**Table 11.42 – Standard information field – G.992.3 Annex C SPar(2) coding – Octet 1**

		Bits						
8	7	6	5	4	3	2	1	
x	x	x	x	x	x	x	1	Spectrum bounds upstream
x	x	x	x	x	x	1	x	Spectrum shaping upstream
x	x	x	x	x	1	x	x	Spectrum bounds downstream
x	x	x	x	1	x	x	x	Spectrum shaping downstream
x	x	x	1	x	x	x	x	Transmit signal images above the Nyquist frequency
x	x	1	x	x	x	x	x	Sub-annex
x	x	0	0	0	0	0	0	No parameters in this octet

**Table 11.42.0.1 – Standard information field – G.992.3 Annex C SPar(2) coding – Octet 2**

		Bits						G.992.3 Annex C SPar(2)s – Octet 2
8	7	6	5	4	3	2	1	
x	x	x	x	x	x	x	1	Downstream overhead data rate
x	x	x	x	x	x	1	x	Upstream overhead data rate
x	x	x	x	x	1	x	x	Maximum number of downstream TPS-TC functions of each type
x	x	x	x	1	x	x	x	Maximum number of upstream TPS-TC functions of each type
x	x	x	1	x	x	x	x	Reserved for allocation by ITU-T
x	x	1	x	x	x	x	x	Reserved for allocation by ITU-T
x	x	0	0	0	0	0	0	No parameters in this octet

**Table 11.42.0.2 – Standard information field – G.992.3 Annex C SPar(2) coding – Octet 3**

		Bits						G.992.3 Annex C SPar(2)s – Octet 3
8	7	6	5	4	3	2	1	
x	x	x	x	x	x	x	1	Reserved for allocation by ITU-T
x	x	x	x	x	x	1	x	Reserved for allocation by ITU-T
x	x	x	x	x	1	x	x	Downstream ATM TPS-TC #0
x	x	x	x	1	x	x	x	Upstream ATM TPS-TC #0
x	x	x	1	x	x	x	x	Reserved for allocation by ITU-T
x	x	1	x	x	x	x	x	Reserved for allocation by ITU-T
x	x	0	0	0	0	0	0	No parameters in this octet

**Table 11.42.0.3 – Standard information field – G.992.3 Annex C SPar(2) coding – Octet 4**

		Bits						G.992.3 Annex C SPar(2)s – Octet 4
8	7	6	5	4	3	2	1	
x	x	x	x	x	x	x	1	Downstream PMS-TC latency path #0 supported
x	x	x	x	x	x	1	x	Upstream PMS-TC latency path #0 supported
x	x	x	x	x	1	x	x	Reserved for allocation by ITU-T
x	x	x	x	1	x	x	x	Reserved for allocation by ITU-T
x	x	x	1	x	x	x	x	Reserved for allocation by ITU-T
x	x	1	x	x	x	x	x	Reserved for allocation by ITU-T
x	x	0	0	0	0	0	0	No parameters in this octet

**Table 11.42.0.4 – Standard information field – G.992.3 Annex C SPar(2) coding – Octet 5**

		Bits						G.992.3 Annex C SPar(2)s – Octet 5
8	7	6	5	4	3	2	1	
x	x	x	x	x	x	x	1	Reserved for allocation by ITU-T
x	x	x	x	x	x	1	x	Reserved for allocation by ITU-T
x	x	x	x	x	1	x	x	Downstream ATM TPS-TC #1
x	x	x	x	1	x	x	x	Upstream ATM TPS-TC #1
x	x	x	1	x	x	x	x	Reserved for allocation by ITU-T
x	x	1	x	x	x	x	x	Reserved for allocation by ITU-T
x	x	0	0	0	0	0	0	No parameters in this octet

**Table 11.42.0.5 – Standard information field – G.992.3 Annex C SPar(2) coding – Octet 6**

		Bits						
								G.992.3 Annex C SPar(2)s – Octet 6
8	7	6	5	4	3	2	1	
x	x	x	x	x	x	x	1	Downstream PMS-TC latency path #1 supported
x	x	x	x	x	x	1	x	Upstream PMS-TC latency path #1 supported
x	x	x	x	x	1	x	x	Reserved for allocation by ITU-T
x	x	x	x	1	x	x	x	Reserved for allocation by ITU-T
x	x	x	1	x	x	x	x	Reserved for allocation by ITU-T
x	x	1	x	x	x	x	x	Reserved for allocation by ITU-T
x	x	0	0	0	0	0	0	No parameters in this octet

**Table 11.42.0.6 – Standard information field – G.992.3 Annex C SPar(2) coding – Octet 7**

		Bits						
								G.992.3 Annex C SPar(2)s – Octet 7
8	7	6	5	4	3	2	1	
x	x	x	x	x	x	x	1	Reserved for allocation by ITU-T
x	x	x	x	x	x	1	x	Reserved for allocation by ITU-T
x	x	x	x	x	1	x	x	Downstream ATM TPS-TC #2
x	x	x	x	1	x	x	x	Upstream ATM TPS-TC #2
x	x	x	1	x	x	x	x	Reserved for allocation by ITU-T
x	x	1	x	x	x	x	x	Reserved for allocation by ITU-T
x	x	0	0	0	0	0	0	No parameters in this octet

**Table 11.42.0.7 – Standard information field – G.992.3 Annex C SPar(2) coding – Octet 8**

		Bits						
								G.992.3 Annex C SPar(2)s – Octet 8
8	7	6	5	4	3	2	1	
x	x	x	x	x	x	x	1	Downstream PMS-TC latency path #2 supported
x	x	x	x	x	x	1	x	Upstream PMS-TC latency path #2 supported
x	x	x	x	x	1	x	x	Reserved for allocation by ITU-T
x	x	x	x	1	x	x	x	Reserved for allocation by ITU-T
x	x	x	1	x	x	x	x	Reserved for allocation by ITU-T
x	x	1	x	x	x	x	x	Reserved for allocation by ITU-T
x	x	0	0	0	0	0	0	No parameters in this octet

**Table 11.42.0.8 – Standard information field – G.992.3 Annex C SPar(2) coding – Octet 9**

		Bits						
								G.992.3 Annex C SPar(2)s – Octet 9
8	7	6	5	4	3	2	1	
x	x	x	x	x	x	x	1	Reserved for allocation by ITU-T
x	x	x	x	x	x	1	x	Reserved for allocation by ITU-T
x	x	x	x	x	1	x	x	Downstream ATM TPS-TC #3
x	x	x	x	1	x	x	x	Upstream ATM TPS-TC #3
x	x	x	1	x	x	x	x	Reserved for allocation by ITU-T
x	x	1	x	x	x	x	x	Reserved for allocation by ITU-T
x	x	0	0	0	0	0	0	No parameters in this octet

**Table 11.42.0.9 – Standard information field – G.992.3 Annex C SPar(2) coding – Octet 10**

		Bits						G.992.3 Annex C SPar(2)s – Octet 10
8	7	6	5	4	3	2	1	
x	x	x	x	x	x	x	1	Downstream PMS-TC latency path #3 supported
x	x	x	x	x	x	1	x	Upstream PMS-TC latency path #3 supported
x	x	x	x	x	1	x	x	Reserved for allocation by ITU-T
x	x	x	x	1	x	x	x	Reserved for allocation by ITU-T
x	x	x	1	x	x	x	x	Reserved for allocation by ITU-T
x	x	1	x	x	x	x	x	Reserved for allocation by ITU-T
x	x	0	0	0	0	0	0	No parameters in this octet

**Table 11.42.1 – Standard information field – G.992.3 Annex C spectrum bounds upstream NPar(3) coding – Octet 1**

		Bits						G.992.3 Annex C spectrum bounds upstream NPar(3)s – Octet 1
8	7	6	5	4	3	2	1	
x	x	0	0	0	x	x	x	NOMPSDus (bits 9 to 7)

**Table 11.42.1.1 – Standard information field – G.992.3 Annex C spectrum bounds upstream NPar(3) coding – Octet 2**

		Bits						G.992.3 Annex C spectrum bounds upstream NPar(3)s – Octet 2
8	7	6	5	4	3	2	1	
x	x	x	x	x	x	x	x	NOMPSDus (bits 6 to 1)

**Table 11.42.1.2 – Standard information field – G.992.3 Annex C spectrum bounds upstream NPar(3) coding – Octet 3**

		Bits						G.992.3 Annex C spectrum bounds upstream NPar(3)s – Octet 3
8	7	6	5	4	3	2	1	
x	x	0	0	0	x	x	x	MAXNOMPSDus (bits 9 to 7)

**Table 11.42.1.3 – Standard information field – G.992.3 Annex C spectrum bounds upstream NPar(3) coding – Octet 4**

		Bits						G.992.3 Annex C spectrum bounds upstream NPar(3)s – Octet 4
8	7	6	5	4	3	2	1	
x	x	x	x	x	x	x	x	MAXNOMPSDus (bits 6 to 1)

**Table 11.42.1.4 – Standard information field – G.992.3 Annex C spectrum bounds upstream NPar(3) coding – Octet 5**

		Bits						G.992.3 Annex C spectrum bounds upstream NPar(3)s – Octet 5
8	7	6	5	4	3	2	1	
x	x	0	0	0	x	x	x	MAXNOMATPus (bits 9 to 7)

**Table 11.42.1.5 – Standard information field – G.992.3 Annex C  
spectrum bounds upstream NPar(3) coding – Octet 6**

Bits		G.992.3 Annex C spectrum bounds upstream NPar(3)s – Octet 6					
8	7	6	5	4	3	2	1
x	x	x	x	x	x	x	x

MAXNOMATPus (bits 6 to 1)

**Table 11.42.2 – Standard information field – G.992.3 Annex C  
spectrum shaping upstream NPar(3) coding – Octet 1**

Bits		G.992.3 Annex C spectrum shaping upstream NPar(3)s – Octet 1					
8	7	6	5	4	3	2	1
x	x	x	x	x	x	x	x

"First" subcarrier index i (bits 12 to 7)

**Table 11.42.2.1 – Standard information field – G.992.3 Annex C  
spectrum shaping upstream NPar(3) coding – Octet 2**

Bits		G.992.3 Annex C spectrum shaping upstream NPar(3)s – Octet 2					
8	7	6	5	4	3	2	1
x	x	x	x	x	x	x	x

"First" subcarrier index i (bits 6 to 1)

**Table 11.42.2.2 – Standard information field – G.992.3 Annex C  
spectrum shaping upstream NPar(3) coding – Octet 3**

Bits		G.992.3 Annex C spectrum shaping upstream NPar(3)s – Octet 3					
8	7	6	5	4	3	2	1
		x					
x	x		0	0	0	0	x

"First" subcarrier in supported set  
"First" log<sub>2</sub>tss<sub>i</sub> (bit 7)

**Table 11.42.2.3 – Standard information field – G.992.3 Annex C  
spectrum shaping upstream NPar(3) coding – Octet 4**

Bits		G.992.3 Annex C spectrum shaping upstream NPar(3)s – Octet 4					
8	7	6	5	4	3	2	1
x	x	x	x	x	x	x	x

"First" log<sub>2</sub>tss<sub>i</sub> (bits 6 to 1)

**Table 11.42.2.4\*(j-1) – Standard information field – G.992.3 Annex C  
spectrum shaping upstream NPar(3) coding – Octet 4\*(j-1)+1**

Bits		G.992.3 Annex C spectrum shaping upstream NPar(3)s – Octet 4*(j-1)+1					
8	7	6	5	4	3	2	1
x	x	x	x	x	x	x	x

"Last" subcarrier index i (bits 12 to 7)

NOTE – j is the number of subcarrier indices used to specify the spectral shape.



**Table 11.42.2.4\*(j-1)+1 – Standard information field – G.992.3 Annex C spectrum shaping upstream NPar(3) coding – Octet 4\*(j-1)+2**

8		7		Bits					
		6	5	4	3	2	1	G.992.3 Annex C spectrum shaping upstream NPar(3)s – Octet 4*(j-1)+2	
x	x	x	x	x	x	x	x	"Last" subcarrier index i (bits 6 to 1)	

NOTE – j is the number of subcarrier indices used to specify the spectral shape.

**Table 11.42.2.4\*(j-1)+2 – Standard information field – G.992.3 Annex C spectrum shaping upstream NPar(3) coding – Octet 4\*(j-1)+3**

8		7		Bits					
		6	5	4	3	2	1	G.992.3 Annex C spectrum shaping upstream NPar(3)s – Octet 4*(j-1)+3	
		x						"Last" subcarrier in supported set	
x	x	0	0	0	0	0	x	"Last" log <sub>2</sub> tss <sub>i</sub> (bit 7)	

NOTE – j is the number of subcarrier indices used to specify the spectral shape.

**Table 11.42.2.4\*(j-1)+3 – Standard information field – G.992.3 Annex C spectrum shaping upstream NPar(3) coding – Octet 4\*(j-1)+4**

8		7		Bits					
		6	5	4	3	2	1	G.992.3 Annex C spectrum shaping upstream NPar(3)s – Octet 4*(j-1)+4	
x	x	x	x	x	x	x	x	"Last" log <sub>2</sub> tss <sub>i</sub> (bits 6 to 1)	

**Table 11.42.3 – Standard information field – G.992.3 Annex C spectrum bounds downstream NPar(3) coding – Octet 1**

8		7		Bits					
		6	5	4	3	2	1	G.992.3 Annex C spectrum bounds downstream NPar(3)s – Octet 1	
x	x	0	0	0	x	x	x	NOMPSDds (bits 9 to 7)	

**Table 11.42.3.1 – Standard information field – G.992.3 Annex C spectrum bounds downstream NPar(3) coding – Octet 2**

8		7		Bits					
		6	5	4	3	2	1	G.992.3 Annex C spectrum bounds downstream NPar(3)s – Octet 2	
x	x	x	x	x	x	x	x	NOMPSDds (bits 6 to 1)	

**Table 11.42.3.2 – Standard information field – G.992.3 Annex C spectrum bounds downstream NPar(3) coding – Octet 3**

8		7		Bits					
		6	5	4	3	2	1	G.992.3 Annex C spectrum bounds downstream NPar(3)s – Octet 3	
x	x	0	0	0	x	x	x	MAXNOMPSDds (bits 9 to 7)	

**Table 11.42.3.3 – Standard information field – G.992.3 Annex C spectrum bounds downstream NPar(3) coding – Octet 4**

		Bits						
8	7	6	5	4	3	2	1	
x	x	x	x	x	x	x	x	G.992.3 Annex C spectrum bounds downstream NPar(3)s – Octet 4
								MAXNOMPSDds (bits 6 to 1)

**Table 11.42.3.4 – Standard information field – G.992.3 Annex C spectrum bounds downstream NPar(3) coding – Octet 5**

		Bits						
8	7	6	5	4	3	2	1	
x	x	0	0	0	x	x	x	G.992.3 Annex C spectrum bounds downstream NPar(3)s – Octet 5
								MAXNOMATPds (bits 9 to 7)

**Table 11.42.3.5 – Standard information field – G.992.3 Annex C spectrum bounds downstream NPar(3) coding – Octet 6**

		Bits						
8	7	6	5	4	3	2	1	
x	x	x	x	x	x	x	x	G.992.3 Annex C spectrum bounds downstream NPar(3)s – Octet 6
								MAXNOMATPds (bits 6 to 1)

**Table 11.42.4 – Standard information field – G.992.3 Annex C spectrum shaping downstream NPar(3) coding – Octet 1**

		Bits						
8	7	6	5	4	3	2	1	
x	x	x	x	x	x	x	x	G.992.3 Annex C spectrum shaping downstream NPar(3)s – Octet 1
								"First" subcarrier index i (bits 12 to 7)

**Table 11.42.4.1 – Standard information field – G.992.3 Annex C spectrum shaping downstream NPar(3) coding – Octet 2**

		Bits						
8	7	6	5	4	3	2	1	
x	x	x	x	x	x	x	x	G.992.3 Annex C spectrum shaping downstream NPar(3)s – Octet 2
								"First" subcarrier index i (bits 6 to 1)

**Table 11.42.4.2 – Standard information field – G.992.3 Annex C spectrum shaping downstream NPar(3) coding – Octet 3**

		Bits						
8	7	6	5	4	3	2	1	
		x						G.992.3 Annex C spectrum shaping downstream NPar(3)s – Octet 3
x	x	0	0	0	0	x		"First" subcarrier in supported set
								"First" log <sub>2</sub> tss <sub>i</sub> (bit 7)

**Table 11.42.4.3 – Standard information field – G.992.3 Annex C spectrum shaping downstream NPar(3) coding – Octet 4**

		Bits						
8	7	6	5	4	3	2	1	
x	x	x	x	x	x	x	x	G.992.3 Annex C spectrum shaping downstream NPar(3)s – Octet 4
								"First" log <sub>2</sub> tss <sub>i</sub> (bits 6 to 1)

**Table 11.42.4.4\*(j-1) – Standard information field – G.992.3 Annex C spectrum shaping downstream NPar(3) coding – Octet 4\*(j-1)+1**

8		7		Bits						G.992.3 Annex C spectrum shaping downstream NPar(3)s – Octet 4*(j-1)+1
x		x		6	5	4	3	2	1	
x		x		x	x	x	x	x	x	"Last" subcarrier index i (bits 12 to 7)

NOTE – j is the number of subcarrier indices used to specify the spectral shape.

**Table 11.42.4.4\*(j-1)+1 – Standard information field – G.992.3 Annex C spectrum shaping downstream NPar(3) coding – Octet 4\*(j-1)+2**

8		7		Bits						G.992.3 Annex C spectrum shaping downstream NPar(3)s – Octet 4*(j-1)+2
x		x		6	5	4	3	2	1	
x		x		x	x	x	x	x	x	"Last" subcarrier index i (bits 6 to 1)

NOTE – j is the number of subcarrier indices used to specify the spectral shape.

**Table 11.42.4.4\*(j-1)+2 – Standard information field – G.992.3 Annex C spectrum shaping downstream NPar(3) coding – Octet 4\*(j-1)+3**

8		7		Bits						G.992.3 Annex C spectrum shaping downstream NPar(3)s – Octet 4*(j-1)+3
x		x		6	5	4	3	2	1	
x		x		x						"Last" subcarrier in supported set
x		x			0	0	0	0	x	"Last" log <sub>2</sub> tss <sub>i</sub> (bit 7)

NOTE – j is the number of subcarrier indices used to specify the spectral shape.

**Table 11.42.4.4\*(j-1)+3 – Standard information field – G.992.3 Annex C spectrum shaping downstream NPar(3) coding – Octet 4\*(j-1)+4**

8		7		Bits						G.992.3 Annex C spectrum shaping downstream NPar(3)s – Octet 4*(j-1)+4
x		x		6	5	4	3	2	1	
x		x		x	x	x	x	x	x	"Last" log <sub>2</sub> tss <sub>i</sub> (bits 6 to 1)

**Table 11.42.5 – Standard information field – G.992.3 Annex C transmit signal images above the Nyquist frequency NPar(3) coding**

8		7		Bits						G.992.3 Annex C transmit signal images above the Nyquist frequency NPar(3)s
x		x		6	5	4	3	2	1	
x		x		x	x	x	x			IDFT size N
x		x						x	x	IFFT fill

**Table 11.42.6 – Standard information field – G.992.3 Annex C  
sub-annex NPar(3) coding – Octet 1**

		Bits						
8	7	6	5	4	3	2	1	
x	x	x	x	x	x	x	1	CA
x	x	x	x	x	x	1	x	CB
x	x	x	x	x	1	x	x	Reserved for allocation by ITU-T
x	x	x	x	1	x	x	x	Reserved for allocation by ITU-T
x	x	x	1	x	x	x	x	Reserved for allocation by ITU-T
x	x	1	x	x	x	x	x	Reserved for allocation by ITU-T
x	x	0	0	0	0	0	0	No parameters in this octet

**Table 11.42.7 – Standard information field – G.992.3 Annex C  
downstream overhead data rate NPar(3) coding**

		Bits						
8	7	6	5	4	3	2	1	
x	x	x	x	x	x	x	x	Minimum overhead data rate ((n+1) * 1 kbit/s, n = 3 to 63)

**Table 11.42.8 – Standard information field – G.992.3 Annex C  
upstream overhead data rate NPar(3) coding**

		Bits						
8	7	6	5	4	3	2	1	
x	x	x	x	x	x	x	x	Minimum overhead data rate ((n+1) * 1 kbit/s, n = 3 to 63)

**Table 11.42.9 – Standard information field – G.992.3 Annex C  
maximum number of downstream TPS-TC functions of each type NPar(3) coding – Octet 1**

		Bits						
8	7	6	5	4	3	2	1	
x	x				x	x	x	Reserved for allocation by ITU-T
x	x	x	x	x				Maximum number of downstream ATM TPS-TCs (n = 0 to 4)

**Table 11.42.10 – Standard information field – G.992.3 Annex C  
maximum number of upstream TPS-TC functions of each type NPar(3) coding – Octet 1**

		Bits						
8	7	6	5	4	3	2	1	
x	x				x	x	x	Reserved for allocation by ITU-T
x	x	x	x	x				Maximum number of upstream ATM TPS-TCs (n = 0 to 4)

**Table 11.42.15 – Standard information field – G.992.3 Annex C  
downstream ATM TPS-TC #0 NPar(3) coding – Octet 1**

		Bits						
8	7	6	5	4	3	2	1	
x	x	x	x	x	x	x	x	Net_min (minimum net data rate, bits 12 to 7)

**Table 11.42.15.1 – Standard information field – G.992.3 Annex C downstream ATM TPS-TC #0 NPar(3) coding – Octet 2**

8 7		Bits					G.992.3 Annex C downstream ATM TPS-TC #0 NPar(3)s – Octet 2
		6	5	4	3	2	1
x	x	x	x	x	x	x	x
		Net_min (minimum net data rate, bits 6 to 1)					

**Table 11.42.15.2 – Standard information field – G.992.3 Annex C downstream ATM TPS-TC #0 NPar(3) coding – Octet 3**

8 7		Bits					G.992.3 Annex C downstream ATM TPS-TC #0 NPar(3)s – Octet 3
		6	5	4	3	2	1
x	x	x	x	x	x	x	x
		Net_max (maximum net data rate, bits 12 to 7)					

**Table 11.42.15.3 – Standard information field – G.992.3 Annex C downstream ATM TPS-TC #0 NPar(3) coding – Octet 4**

8 7		Bits					G.992.3 Annex C downstream ATM TPS-TC #0 NPar(3)s – Octet 4
		6	5	4	3	2	1
x	x	x	x	x	x	x	x
		Net_max (maximum net data rate, bits 6 to 1)					

**Table 11.42.15.4 – Standard information field – G.992.3 Annex C downstream ATM TPS-TC #0 NPar(3) coding – Octet 5**

8 7		Bits					G.992.3 Annex C downstream ATM TPS-TC #0 NPar(3)s – Octet 5
		6	5	4	3	2	1
x	x	x	x	x	x	x	x
		Net_reserve (minimum reserved net data rate, bits 12 to 7)					

**Table 11.42.15.5 – Standard information field – G.992.3 Annex C downstream ATM TPS-TC #0 NPar(3) coding – Octet 6**

8 7		Bits					G.992.3 Annex C downstream ATM TPS-TC #0 NPar(3)s – Octet 6
		6	5	4	3	2	1
x	x	x	x	x	x	x	x
		Net_reserve (minimum reserved net data rate, bits 6 to 1)					

**Table 11.42.15.6 – Standard information field – G.992.3 Annex C downstream ATM TPS-TC #0 NPar(3) coding – Octet 7**

8 7		Bits					G.992.3 Annex C downstream ATM TPS-TC #0 NPar(3)s – Octet 7
		6	5	4	3	2	1
x	x	x	x	x	x	x	x
		Delay_max (maximum delay) (n milliseconds, n = 0 to 63)					

**Table 11.42.15.7 – Standard information field – G.992.3 Annex C downstream ATM TPS-TC #0 NPar(3) coding – Octet 8**

8 7		Bits					G.992.3 Annex C downstream ATM TPS-TC #0 NPar(3)s – Octet 8
		6	5	4	3	2	1
x	x					x	x
		Error_max (maximum bit error ratio)					
x	x			x	x		
		INP_min (minimum impulse noise protection) (bits 2 and 1)					
x	x		x				
		Reserved for allocation by ITU-T					
x	x	x					
		IMA_flag					

**Table 11.42.15.8 – Standard information field – G.992.3 Annex C  
downstream ATM TPS-TC #0 NPar(3) coding – Octet 9**

		Bits						
8	7	6	5	4	3	2	1	
x	x					x	x	G.992.3 Annex C downstream ATM TPS-TC #0 NPar(3)s – Octet 9
x	x	x	x	x	x			INP_min (minimum impulse noise protection) (bits 4 and 3)
								Reserved for allocation by ITU-T

**Table 11.42.15.9 – Standard information field – G.992.3 Annex C  
downstream ATM TPS-TC #0 NPar(3) coding – Octet 10**

		Bits						
8	7	6	5	4	3	2	1	
x	x					x	x	G.992.3 Annex C downstream ATM TPS-TC #0 NPar(3)s – Octet 10
x	x	x	x	x	x	x	x	Jitter_max (maximum jitter) (n symbols, n = 0 to 31)
		x						Reserved for allocation by ITU-T

**Table 11.42.16 – Standard information field – G.992.3 Annex C  
upstream ATM TPS-TC #0 NPar(3) coding – Octet 1**

		Bits						
8	7	6	5	4	3	2	1	
x	x	x	x	x	x	x	x	G.992.3 Annex C upstream ATM TPS-TC #0 NPar(3)s – Octet 1
								Net_min (minimum net data rate, bits 12 to 7)

**Table 11.42.16.1 – Standard information field – G.992.3 Annex C  
upstream ATM TPS-TC #0 NPar(3) coding – Octet 2**

		Bits						
8	7	6	5	4	3	2	1	
x	x	x	x	x	x	x	x	G.992.3 Annex C upstream ATM TPS-TC #0 NPar(3)s – Octet 2
								Net_min (minimum net data rate, bits 6 to 1)

**Table 11.42.16.2 – Standard information field – G.992.3 Annex C  
upstream ATM TPS-TC #0 NPar(3) coding – Octet 3**

		Bits						
8	7	6	5	4	3	2	1	
x	x	x	x	x	x	x	x	G.992.3 Annex C upstream ATM TPS-TC #0 NPar(3)s – Octet 3
								Net_max (maximum net data rate, bits 12 to 7)

**Table 11.42.16.3 – Standard information field – G.992.3 Annex C  
upstream ATM TPS-TC #0 NPar(3) coding – Octet 4**

		Bits						
8	7	6	5	4	3	2	1	
x	x	x	x	x	x	x	x	G.992.3 Annex C upstream ATM TPS-TC #0 NPar(3)s – Octet 4
								Net_max (maximum net data rate, bits 6 to 1)

**Table 11.42.16.4 – Standard information field – G.992.3 Annex C  
upstream ATM TPS-TC #0 NPar(3) coding – Octet 5**

		Bits						
8	7	6	5	4	3	2	1	
x	x	x	x	x	x	x	x	G.992.3 Annex C upstream ATM TPS-TC #0 NPar(3)s – Octet 5
								Net_reserve (minimum reserved net data rate, bits 12 to 7)

**Table 11.42.16.5 – Standard information field – G.992.3 Annex C upstream ATM TPS-TC #0 NPar(3) coding – Octet 6**

		Bits						
8	7	6	5	4	3	2	1	
x	x	x	x	x	x	x	x	Net_reserve (minimum reserved net data rate, bits 6 to 1)

**Table 11.42.16.6 – Standard information field – G.992.3 Annex C upstream ATM TPS-TC #0 NPar(3) coding – Octet 7**

		Bits						
8	7	6	5	4	3	2	1	
x	x	x	x	x	x	x	x	Delay_max (maximum delay) (n milliseconds, n = 0 to 63)

**Table 11.42.16.7 – Standard information field – G.992.3 Annex C upstream ATM TPS-TC #0 NPar(3) coding – Octet 8**

		Bits						
8	7	6	5	4	3	2	1	
x	x					x	x	Error_max (maximum bit error ratio)
x	x			x	x			INP_min (minimum impulse noise protection) (bits 2 and 1)
x	x		x					Reserved for allocation by ITU-T
x	x	x						IMA_flag

**Table 11.42.16.8 – Standard information field – G.992.3 Annex C upstream ATM TPS-TC #0 NPar(3) coding – Octet 9**

		Bits						
8	7	6	5	4	3	2	1	
x	x					x	x	INP_min (minimum impulse noise protection) (bits 4 and 3)
x	x	x	x	x	x			Reserved for allocation by ITU-T

**Table 11.42.19 – Standard information field – G.992.3 Annex C downstream PMS-TC latency path #0 NPar(3) coding – Octet 1**

		Bits						
8	7	6	5	4	3	2	1	
x	x	x	x	x	x	x	x	Net_max (maximum net data rate, bits 12 to 7)

**Table 11.42.19.1 – Standard information field – G.992.3 Annex C downstream PMS-TC latency path #0 NPar(3) coding – Octet 2**

		Bits						
8	7	6	5	4	3	2	1	
x	x	x	x	x	x	x	x	Net_max (maximum net data rate, bits 6 to 1)

**Table 11.42.20 – Standard information field – G.992.3 Annex C  
upstream PMS-TC latency path #0 NPar(3) coding – Octet 1**

		Bits						
8	7	6	5	4	3	2	1	
x	x	x	x	x	x	x	x	G.992.3 Annex C upstream PMS-TC latency path #0 NPar(3)s – Octet 1
								Net_max (maximum net data rate, bits 12 to 7)

**Table 11.42.20.1 – Standard information field – G.992.3 Annex C  
upstream PMS-TC latency path #0 NPar(3) coding – Octet 2**

		Bits						
8	7	6	5	4	3	2	1	
x	x	x	x	x	x	x	x	G.992.3 Annex C upstream PMS-TC latency path #0 NPar(3)s – Octet 2
								Net_max (maximum net data rate, bits 6 to 1)

**Table 11.42.27 – Standard information field – G.992.3 Annex C  
downstream ATM TPS-TC #1 NPar(3) coding – Octet 1**

		Bits						
8	7	6	5	4	3	2	1	
x	x	x	x	x	x	x	x	G.992.3 Annex C downstream ATM TPS-TC #1 NPar(3)s – Octet 1
								Net_min (minimum net data rate, bits 12 to 7)

**Table 11.42.27.1 – Standard information field – G.992.3 Annex C  
downstream ATM TPS-TC #1 NPar(3) coding – Octet 2**

		Bits						
8	7	6	5	4	3	2	1	
x	x	x	x	x	x	x	x	G.992.3 Annex C downstream ATM TPS-TC #1 NPar(3)s – Octet 2
								Net_min (minimum net data rate, bits 6 to 1)

**Table 11.42.27.2 – Standard information field – G.992.3 Annex C  
downstream ATM TPS-TC #1 NPar(3) coding – Octet 3**

		Bits						
8	7	6	5	4	3	2	1	
x	x	x	x	x	x	x	x	G.992.3 Annex C downstream ATM TPS-TC #1 NPar(3)s – Octet 3
								Net_max (maximum net data rate, bits 12 to 7)

**Table 11.42.27.3 – Standard information field – G.992.3 Annex C  
downstream ATM TPS-TC #1 NPar(3) coding – Octet 4**

		Bits						
8	7	6	5	4	3	2	1	
x	x	x	x	x	x	x	x	G.992.3 Annex C downstream ATM TPS-TC #1 NPar(3)s – Octet 4
								Net_max (maximum net data rate, bits 6 to 1)

**Table 11.42.27.4 – Standard information field – G.992.3 Annex C  
downstream ATM TPS-TC #1 NPar(3) coding – Octet 5**

		Bits						
8	7	6	5	4	3	2	1	
x	x	x	x	x	x	x	x	G.992.3 Annex C downstream ATM TPS-TC #1 NPar(3)s – Octet 5
								Net_reserve (minimum reserved net data rate, bits 12 to 7)



**Table 11.42.27.5 – Standard information field – G.992.3 Annex C downstream ATM TPS-TC #1 NPar(3) coding – Octet 6**

		Bits						
8	7	6	5	4	3	2	1	
x	x	x	x	x	x	x	x	G.992.3 Annex C downstream ATM TPS-TC #1 NPar(3)s – Octet 6
								Net_reserve (minimum reserved net data rate, bits 6 to 1)

**Table 11.42.27.6 – Standard information field – G.992.3 Annex C downstream ATM TPS-TC #1 NPar(3) coding – Octet 7**

		Bits						
8	7	6	5	4	3	2	1	
x	x	x	x	x	x	x	x	G.992.3 Annex C downstream ATM TPS-TC #1 NPar(3)s – Octet 7
								Delay_max (maximum delay) (n milliseconds, n = 0 to 63)

**Table 11.42.27.7 – Standard information field – G.992.3 Annex C downstream ATM TPS-TC #1 NPar(3) coding – Octet 8**

		Bits						
8	7	6	5	4	3	2	1	
x	x					x	x	G.992.3 Annex C downstream ATM TPS-TC #1 NPar(3)s – Octet 8
								Error_max (maximum bit error ratio)
x	x			x	x			INP_min (minimum impulse noise protection) (bits 2 and 1)
x	x			x				Reserved for allocation by ITU-T
x	x	x						IMA_flag

**Table 11.42.27.8 – Standard information field – G.992.3 Annex C downstream ATM TPS-TC #1 NPar(3) coding – Octet 9**

		Bits						
8	7	6	5	4	3	2	1	
x	x					x	x	G.992.3 Annex C downstream ATM TPS-TC #1 NPar(3)s – Octet 9
								INP_min (minimum impulse noise protection) (bits 4 and 3)
x	x	x	x	x	x			Reserved for allocation by ITU-T

**Table 11.42.27.9 – Standard information field – G.992.3 Annex C downstream ATM TPS-TC #1 NPar(3) coding – Octet 10**

		Bits						
8	7	6	5	4	3	2	1	
x	x		x	x	x	x	x	G.992.3 Annex C downstream ATM TPS-TC #1 NPar(3)s – Octet 10
								Jitter_max (maximum jitter) (n symbols, n = 0 to 31)
x	x	x						Reserved for allocation by ITU-T

**Table 11.42.28 – Standard information field – G.992.3 Annex C upstream ATM TPS-TC #1 NPar(3) coding – Octet 1**

		Bits						
8	7	6	5	4	3	2	1	
x	x	x	x	x	x	x	x	G.992.3 Annex C upstream ATM TPS-TC #1 NPar(3)s – Octet 1
								Net_min (minimum net data rate, bits 12 to 7)

**Table 11.42.28.1 – Standard information field – G.992.3 Annex C upstream ATM TPS-TC #1 NPar(3) coding – Octet 2**

8		7		Bits							
				6	5	4	3	2	1		
x	x	x	x	x	x	x	x	x	x	Net_min (minimum net data rate, bits 6 to 1)	

**Table 11.42.28.2 – Standard information field – G.992.3 Annex C upstream ATM TPS-TC #1 NPar(3) coding – Octet 3**

8		7		Bits							
				6	5	4	3	2	1		
x	x	x	x	x	x	x	x	x	x	Net_max (maximum net data rate, bits 12 to 7)	

**Table 11.42.28.3 – Standard information field – G.992.3 Annex C upstream ATM TPS-TC #1 NPar(3) coding – Octet 4**

8		7		Bits							
				6	5	4	3	2	1		
x	x	x	x	x	x	x	x	x	x	Net_max (maximum net data rate, bits 6 to 1)	

**Table 11.42.28.4 – Standard information field – G.992.3 Annex C upstream ATM TPS-TC #1 NPar(3) coding – Octet 5**

8		7		Bits							
				6	5	4	3	2	1		
x	x	x	x	x	x	x	x	x	x	Net_reserve (minimum reserved net data rate, bits 12 to 7)	

**Table 11.42.28.5 – Standard information field – G.992.3 Annex C upstream ATM TPS-TC #1 NPar(3) coding – Octet 6**

8		7		Bits							
				6	5	4	3	2	1		
x	x	x	x	x	x	x	x	x	x	Net_reserve (minimum reserved net data rate, bits 6 to 1)	

**Table 11.42.28.6 – Standard information field – G.992.3 Annex C upstream ATM TPS-TC #1 NPar(3) coding – Octet 7**

8		7		Bits							
				6	5	4	3	2	1		
x	x	x	x	x	x	x	x	x	x	Delay_max (maximum delay) (n milliseconds, n = 0 to 63)	

**Table 11.42.28.7 – Standard information field – G.992.3 Annex C upstream ATM TPS-TC #1 NPar(3) coding – Octet 8**

8		7		Bits							
				6	5	4	3	2	1		
x	x							x	x	Error_max (maximum bit error ratio)	
x	x					x	x			INP_min (minimum impulse noise protection) (bits 2 and 1)	
x	x			x						Reserved for allocation by ITU-T	
x	x	x								IMA_flag	

**Table 11.42.28.8 – Standard information field – G.992.3 Annex C upstream ATM TPS-TC #1 NPar(3) coding – Octet 9**

		Bits						
8	7	6	5	4	3	2	1	
x	x					x	x	INP_min (minimum impulse noise protection) (bits 4 and 3)
x	x	x	x	x	x			Reserved for allocation by ITU-T

**Table 11.42.31 – Standard information field – G.992.3 Annex C downstream PMS-TC latency path #1 NPar(3) coding – Octet 1**

		Bits						
8	7	6	5	4	3	2	1	
x	x	x	x	x	x	x	x	Net_max (maximum net data rate, bits 12 to 7)

**Table 11.42.31.1 – Standard information field – G.992.3 Annex C downstream PMS-TC latency path #1 NPar(3) coding – Octet 2**

		Bits						
8	7	6	5	4	3	2	1	
x	x	x	x	x	x	x	x	Net_max (maximum net data rate, bits 6 to 1)

**Table 11.42.31.2 – Standard information field – G.992.3 Annex C downstream PMS-TC latency path #1 NPar(3) coding – Octet 3**

		Bits						
8	7	6	5	4	3	2	1	
x	x			x	x	x	x	$R_{1\max}$ value ( $2^n$ , $n = 0$ to $15$ )
x	x	x	x					Reserved for allocation by ITU-T

**Table 11.42.31.3 – Standard information field – G.992.3 Annex C downstream PMS-TC latency path #1 NPar(3) coding – Octet 4**

		Bits						
8	7	6	5	4	3	2	1	
x	x				x	x	x	$D_{1\max}$ value ( $2^n$ , $n = 0$ to $7$ )
x	x	x	x	x				Reserved for allocation by ITU-T

**Table 11.42.32 – Standard information field – G.992.3 Annex C upstream PMS-TC latency path #1 NPar(3) coding – Octet 1**

		Bits						
8	7	6	5	4	3	2	1	
x	x	x	x	x	x	x	x	Net_max (maximum net data rate, bits 12 to 7)

**Table 11.42.32.1 – Standard information field – G.992.3 Annex C upstream PMS-TC latency path #1 NPar(3) coding – Octet 2**

		Bits						
8	7	6	5	4	3	2	1	
x	x	x	x	x	x	x	x	Net_max (maximum net data rate, bits 6 to 1)

**Table 11.42.32.2 – Standard information field – G.992.3 Annex C upstream PMS-TC latency path #1 NPar(3) coding – Octet 3**

		Bits						
8	7	6	5	4	3	2	1	
x	x			x	x	x	x	$R_{1\max}$ value ( $2^n$ , $n = 0$ to 15)
x	x	x	x					Reserved for allocation by ITU-T

**Table 11.42.32.3 – Standard information field – G.992.3 Annex C upstream PMS-TC latency path #1 NPar(3) coding – Octet 4**

		Bits						
8	7	6	5	4	3	2	1	
x	x				x	x	x	$D_{1\max}$ value ( $2^n$ , $n = 0$ to 7)
x	x	x	x	x				Reserved for allocation by ITU-T

**Table 11.42.39 – Standard information field – G.992.3 Annex C downstream ATM TPS-TC #2 NPar(3) coding – Octet 1**

		Bits						
8	7	6	5	4	3	2	1	
x	x	x	x	x	x	x	x	$Net_{\min}$ (minimum net data rate, bits 12 to 7)

**Table 11.42.39.1 – Standard information field – G.992.3 Annex C downstream ATM TPS-TC #2 NPar(3) coding – Octet 2**

		Bits						
8	7	6	5	4	3	2	1	
x	x	x	x	x	x	x	x	$Net_{\min}$ (minimum net data rate, bits 6 to 1)

**Table 11.42.39.2 – Standard information field – G.992.3 Annex C downstream ATM TPS-TC #2 NPar(3) coding – Octet 3**

		Bits						
8	7	6	5	4	3	2	1	
x	x	x	x	x	x	x	x	$Net_{\max}$ (maximum net data rate, bits 12 to 7)

**Table 11.42.39.3 – Standard information field – G.992.3 Annex C downstream ATM TPS-TC #2 NPar(3) coding – Octet 4**

		Bits						
8	7	6	5	4	3	2	1	
x	x	x	x	x	x	x	x	$Net_{\max}$ (maximum net data rate, bits 6 to 1)

**Table 11.42.39.4 – Standard information field – G.992.3 Annex C downstream ATM TPS-TC #2 NPar(3) coding – Octet 5**

		Bits						
8	7	6	5	4	3	2	1	
x	x	x	x	x	x	x	x	$Net_{\text{reserve}}$ (minimum reserved net data rate, bits 12 to 7)

**Table 11.42.39.5 – Standard information field – G.992.3 Annex C downstream ATM TPS-TC #2 NPar(3) coding – Octet 6**

		Bits						
8	7	6	5	4	3	2	1	
x	x	x	x	x	x	x	x	G.992.3 Annex C downstream ATM TPS-TC #2 NPar(3)s – Octet 6
								Net_reserve (minimum reserved net data rate, bits 6 to 1)

**Table 11.42.39.6 – Standard information field – G.992.3 Annex C downstream ATM TPS-TC #2 NPar(3) coding – Octet 7**

		Bits						
8	7	6	5	4	3	2	1	
x	x	x	x	x	x	x	x	G.992.3 Annex C downstream ATM TPS-TC #2 NPar(3)s – Octet 7
								Delay_max (maximum delay) (n milliseconds, n = 0 to 63)

**Table 11.42.39.7 – Standard information field – G.992.3 Annex C downstream ATM TPS-TC #2 NPar(3) coding – Octet 8**

		Bits						
8	7	6	5	4	3	2	1	
x	x					x	x	G.992.3 Annex C downstream ATM TPS-TC #2 NPar(3)s – Octet 8
								Error_max (maximum bit error ratio)
x	x			x	x			INP_min (minimum impulse noise protection) (bits 2 and 1)
x	x		x					Reserved for allocation by ITU-T
x	x	x						IMA_flag

**Table 11.42.39.8 – Standard information field – G.992.3 Annex C downstream ATM TPS-TC #2 NPar(3) coding – Octet 9**

		Bits						
8	7	6	5	4	3	2	1	
x	x					x	x	G.992.3 Annex C downstream ATM TPS-TC #2 NPar(3)s – Octet 9
								INP_min (minimum impulse noise protection) (bits 4 and 3)
x	x	x	x	x	x			Reserved for allocation by ITU-T

**Table 11.42.39.9 – Standard information field – G.992.3 Annex C downstream ATM TPS-TC #2 NPar(3) coding – Octet 10**

		Bits						
8	7	6	5	4	3	2	1	
x	x		x	x	x	x	x	G.992.3 Annex C downstream ATM TPS-TC #2 NPar(3)s – Octet 10
								Jitter_max (maximum jitter) (n symbols, n = 0 to 31)
x	x	x						Reserved for allocation by ITU-T

**Table 11.42.40 – Standard information field – G.992.3 Annex C upstream ATM TPS-TC #2 NPar(3) coding – Octet 1**

		Bits						
8	7	6	5	4	3	2	1	
x	x	x	x	x	x	x	x	G.992.3 Annex C upstream ATM TPS-TC #2 NPar(3)s – Octet 1
								Net_min (minimum net data rate, bits 12 to 7)

**Table 11.42.40.1 – Standard information field – G.992.3 Annex C  
upstream ATM TPS-TC #2 NPar(3) coding – Octet 2**

		Bits						
8	7	6	5	4	3	2	1	
x	x	x	x	x	x	x	x	Net_min (minimum net data rate, bits 6 to 1)

**Table 11.42.40.2 – Standard information field – G.992.3 Annex C  
upstream ATM TPS-TC #2 NPar(3) coding – Octet 3**

		Bits						
8	7	6	5	4	3	2	1	
x	x	x	x	x	x	x	x	Net_max (maximum net data rate, bits 12 to 7)

**Table 11.42.40.3 – Standard information field – G.992.3 Annex C  
upstream ATM TPS-TC #2 NPar(3) coding – Octet 4**

		Bits						
8	7	6	5	4	3	2	1	
x	x	x	x	x	x	x	x	Net_max (maximum net data rate, bits 6 to 1)

**Table 11.42.40.4 – Standard information field – G.992.3 Annex C  
upstream ATM TPS-TC #2 NPar(3) coding – Octet 5**

		Bits						
8	7	6	5	4	3	2	1	
x	x	x	x	x	x	x	x	Net_reserve (minimum reserved net data rate, bits 12 to 7)

**Table 11.42.40.5 – Standard information field – G.992.3 Annex C  
upstream ATM TPS-TC #2 NPar(3) coding – Octet 6**

		Bits						
8	7	6	5	4	3	2	1	
x	x	x	x	x	x	x	x	Net_reserve (minimum reserved net data rate, bits 6 to 1)

**Table 11.42.40.6 – Standard information field – G.992.3 Annex C  
upstream ATM TPS-TC #2 NPar(3) coding – Octet 7**

		Bits						
8	7	6	5	4	3	2	1	
x	x	x	x	x	x	x	x	Delay_max (maximum delay) (n milliseconds, n = 0 to 63)

**Table 11.42.40.7 – Standard information field – G.992.3 Annex C  
upstream ATM TPS-TC #2 NPar(3) coding – Octet 8**

		Bits						
8	7	6	5	4	3	2	1	
x	x					x	x	Error_max (maximum bit error ratio)
x	x			x	x			INP_min (minimum impulse noise protection) (bits 2 and 1)
x	x		x					Reserved for allocation by ITU-T
x	x	x						IMA_flag

**Table 11.42.40.8 – Standard information field – G.992.3 Annex C  
upstream ATM TPS-TC #2 NPar(3) coding – Octet 9**

		Bits						
8	7	6	5	4	3	2	1	
x	x					x	x	INP_min (minimum impulse noise protection) (bits 4 and 3)
x	x	x	x	x	x			Reserved for allocation by ITU-T

**Table 11.42.43 – Standard information field – G.992.3 Annex C  
downstream PMS-TC latency path #2 NPar(3) coding – Octet 1**

		Bits						
8	7	6	5	4	3	2	1	
x	x	x	x	x	x	x	x	Net_max (maximum net data rate, bits 12 to 7)

**Table 11.42.43.1 – Standard information field – G.992.3 Annex C  
downstream PMS-TC latency path #2 NPar(3) coding – Octet 2**

		Bits						
8	7	6	5	4	3	2	1	
x	x	x	x	x	x	x	x	Net_max (maximum net data rate, bits 6 to 1)

**Table 11.42.43.2 – Standard information field – G.992.3 Annex C  
downstream PMS-TC latency path #2 NPar(3) coding – Octet 3**

		Bits						
8	7	6	5	4	3	2	1	
x	x			x	x	x	x	R <sub>2max</sub> value (2 * n, n = 0 to 15)
x	x	x	x					Reserved for allocation by ITU-T

**Table 11.42.43.3 – Standard information field – G.992.3 Annex C  
downstream PMS-TC latency path #2 NPar(3) coding – Octet 4**

		Bits						
8	7	6	5	4	3	2	1	
x	x				x	x	x	D <sub>2max</sub> value (2 <sup>n</sup> , n = 0 to 7)
x	x	x	x	x				Reserved for allocation by ITU-T

**Table 11.42.44 – Standard information field – G.992.3 Annex C  
upstream PMS-TC latency path #2 NPar(3) coding – Octet 1**

		Bits						
8	7	6	5	4	3	2	1	
x	x	x	x	x	x	x	x	Net_max (maximum net data rate, bits 12 to 7)

**Table 11.42.44.1 – Standard information field – G.992.3 Annex C  
upstream PMS-TC latency path #2 NPar(3) coding – Octet 2**

		Bits						
8	7	6	5	4	3	2	1	
x	x	x	x	x	x	x	x	Net_max (maximum net data rate, bits 6 to 1)

**Table 11.42.44.2 – Standard information field – G.992.3 Annex C upstream PMS-TC latency path #2 NPar(3) coding – Octet 3**

		Bits						
8	7	6	5	4	3	2	1	
x	x			x	x	x	x	<b>G.992.3 Annex C upstream PMS-TC latency path #2 NPar(3)s – Octet 3</b>
x	x	x	x					$R_{2\_max}$ value ( $2^n$ , $n = 0$ to $15$ )
								Reserved for allocation by ITU-T

**Table 11.42.44.3 – Standard information field – G.992.3 Annex C upstream PMS-TC latency path #2 NPar(3) coding – Octet 4**

		Bits						
8	7	6	5	4	3	2	1	
x	x				x	x	x	<b>G.992.3 Annex C upstream PMS-TC latency path #2 NPar(3)s – Octet 4</b>
x	x	x	x	x				$D_{2\_max}$ value ( $2^n$ , $n = 0$ to $7$ )
								Reserved for allocation by ITU-T

**Table 11.42.51 – Standard information field – G.992.3 Annex C downstream ATM TPS-TC #3 NPar(3) coding – Octet 1**

		Bits						
8	7	6	5	4	3	2	1	
x	x	x	x	x	x	x	x	<b>G.992.3 Annex C downstream ATM TPS-TC #3 NPar(3)s – Octet 1</b>
								Net_min (minimum net data rate, bits 12 to 7)

**Table 11.42.51.1 – Standard information field – G.992.3 Annex C downstream ATM TPS-TC #3 NPar(3) coding – Octet 2**

		Bits						
8	7	6	5	4	3	2	1	
x	x	x	x	x	x	x	x	<b>G.992.3 Annex C downstream ATM TPS-TC #3 NPar(3)s – Octet 2</b>
								Net_min (minimum net data rate, bits 6 to 1)

**Table 11.42.51.2 – Standard information field – G.992.3 Annex C downstream ATM TPS-TC #3 NPar(3) coding – Octet 3**

		Bits						
8	7	6	5	4	3	2	1	
x	x	x	x	x	x	x	x	<b>G.992.3 Annex C downstream ATM TPS-TC #3 NPar(3)s – Octet 3</b>
								Net_max (maximum net data rate, bits 12 to 7)

**Table 11.42.51.3 – Standard information field – G.992.3 Annex C downstream ATM TPS-TC #3 NPar(3) coding – Octet 4**

		Bits						
8	7	6	5	4	3	2	1	
x	x	x	x	x	x	x	x	<b>G.992.3 Annex C downstream ATM TPS-TC #3 NPar(3)s – Octet 4</b>
								Net_max (maximum net data rate, bits 6 to 1)

**Table 11.42.51.4 – Standard information field – G.992.3 Annex C downstream ATM TPS-TC #3 NPar(3) coding – Octet 5**

		Bits						
8	7	6	5	4	3	2	1	
x	x	x	x	x	x	x	x	<b>G.992.3 Annex C downstream ATM TPS-TC #3 NPar(3)s – Octet 5</b>
								Net_reserve (minimum reserved net data rate, bits 12 to 7)



**Table 11.42.51.5 – Standard information field – G.992.3 Annex C downstream ATM TPS-TC #3 NPar(3) coding – Octet 6**

		Bits						
8	7	6	5	4	3	2	1	
x	x	x	x	x	x	x	x	G.992.3 Annex C downstream ATM TPS-TC #3 NPar(3)s – Octet 6
								Net_reserve (minimum reserved net data rate, bits 6 to 1)

**Table 11.42.51.6 – Standard information field – G.992.3 Annex C downstream ATM TPS-TC #3 NPar(3) coding – Octet 7**

		Bits						
8	7	6	5	4	3	2	1	
x	x	x	x	x	x	x	x	G.992.3 Annex C downstream ATM TPS-TC #3 NPar(3)s – Octet 7
								Delay_max (maximum delay) (n milliseconds, n = 0 to 63)

**Table 11.42.51.7 – Standard information field – G.992.3 Annex C downstream ATM TPS-TC #3 NPar(3) coding – Octet 8**

		Bits						
8	7	6	5	4	3	2	1	
x	x					x	x	G.992.3 Annex C downstream ATM TPS-TC #3 NPar(3)s – Octet 8
								Error_max (maximum bit error ratio)
x	x			x	x			INP_min (minimum impulse noise protection) (bits 2 and 1)
x	x		x					Reserved for allocation by ITU-T
x	x	x						IMA_flag

**Table 11.42.51.8 – Standard information field – G.992.3 Annex C downstream ATM TPS-TC #3 NPar(3) coding – Octet 9**

		Bits						
8	7	6	5	4	3	2	1	
x	x					x	x	G.992.3 Annex C downstream ATM TPS-TC #3 NPar(3)s – Octet 9
								INP_min (minimum impulse noise protection) (bits 4 and 3)
x	x	x	x	x	x			Reserved for allocation by ITU-T

**Table 11.42.51.9 – Standard information field – G.992.3 Annex C downstream ATM TPS-TC #3 NPar(3) coding – Octet 10**

		Bits						
8	7	6	5	4	3	2	1	
x	x		x	x	x	x	x	G.992.3 Annex C downstream ATM TPS-TC #3 NPar(3)s – Octet 10
								Jitter_max (maximum jitter) (n symbols, n = 0 to 31)
x	x	x						Reserved for allocation by ITU-T

**Table 11.42.52 – Standard information field – G.992.3 Annex C upstream ATM TPS-TC #3 NPar(3) coding – Octet 1**

		Bits						
8	7	6	5	4	3	2	1	
x	x	x	x	x	x	x	x	G.992.3 Annex C upstream ATM TPS-TC #3 NPar(3)s – Octet 1
								Net_min (minimum net data rate, bits 12 to 7)

**Table 11.42.52.1 – Standard information field – G.992.3 Annex C  
upstream ATM TPS-TC #3 NPar(3) coding – Octet 2**

		Bits						
8	7	6	5	4	3	2	1	
x	x	x	x	x	x	x	x	Net_min (minimum net data rate, bits 6 to 1)

**Table 11.42.52.2 – Standard information field – G.992.3 Annex C  
upstream ATM TPS-TC #3 NPar(3) coding – Octet 3**

		Bits						
8	7	6	5	4	3	2	1	
x	x	x	x	x	x	x	x	Net_max (maximum net data rate, bits 12 to 7)

**Table 11.42.52.3 – Standard information field – G.992.3 Annex C  
upstream ATM TPS-TC #3 NPar(3) coding – Octet 4**

		Bits						
8	7	6	5	4	3	2	1	
x	x	x	x	x	x	x	x	Net_max (maximum net data rate, bits 6 to 1)

**Table 11.42.52.4 – Standard information field – G.992.3 Annex C  
upstream ATM TPS-TC #3 NPar(3) coding – Octet 5**

		Bits						
8	7	6	5	4	3	2	1	
x	x	x	x	x	x	x	x	Net_reserve (minimum reserved net data rate, bits 12 to 7)

**Table 11.42.52.5 – Standard information field – G.992.3 Annex C  
upstream ATM TPS-TC #3 NPar(3) coding – Octet 6**

		Bits						
8	7	6	5	4	3	2	1	
x	x	x	x	x	x	x	x	Net_reserve (minimum reserved net data rate, bits 6 to 1)

**Table 11.42.52.6 – Standard information field – G.992.3 Annex C  
upstream ATM TPS-TC #3 NPar(3) coding – Octet 7**

		Bits						
8	7	6	5	4	3	2	1	
x	x	x	x	x	x	x	x	Delay_max (maximum delay) (n milliseconds, n = 0 to 63)

**Table 11.42.52.7 – Standard information field – G.992.3 Annex C  
upstream ATM TPS-TC #3 NPar(3) coding – Octet 8**

		Bits						
8	7	6	5	4	3	2	1	
x	x					x	x	Error_max (maximum bit error ratio)
x	x			x	x			INP_min (minimum impulse noise protection) (bits 2 and 1)
x	x		x					Reserved for allocation by ITU-T
x	x	x						IMA_flag

**Table 11.42.52.8 – Standard information field – G.992.3 Annex C  
upstream ATM TPS-TC #3 NPar(3) coding – Octet 9**

		Bits						
8	7	6	5	4	3	2	1	
x	x					x	x	INP_min (minimum impulse noise protection) (bits 4 and 3)
x	x	x	x	x	x			Reserved for allocation by ITU-T

**Table 11.42.55 – Standard information field – G.992.3 Annex C  
downstream PMS-TC latency path #3 NPar(3) coding – Octet 1**

		Bits						
8	7	6	5	4	3	2	1	
x	x	x	x	x	x	x	x	Net_max (maximum net data rate, bits 12 to 7)

**Table 11.42.55.1 – Standard information field – G.992.3 Annex C  
downstream PMS-TC latency path #3 NPar(3) coding – Octet 2**

		Bits						
8	7	6	5	4	3	2	1	
x	x	x	x	x	x	x	x	Net_max (maximum net data rate, bits 6 to 1)

**Table 11.42.55.2 – Standard information field – G.992.3 Annex C  
downstream PMS-TC latency path #3 NPar(3) coding – Octet 3**

		Bits						
8	7	6	5	4	3	2	1	
x	x			x	x	x	x	$R_{3\max}$ value ( $2^n$ , $n = 0$ to $15$ )
x	x	x	x					Reserved for allocation by ITU-T

**Table 11.42.55.3 – Standard information field – G.992.3 Annex C  
downstream PMS-TC latency path #3 NPar(3) coding – Octet 4**

		Bits						
8	7	6	5	4	3	2	1	
x	x				x	x	x	$D_{3\max}$ value ( $2^n$ , $n = 0$ to $7$ )
x	x	x	x	x				Reserved for allocation by ITU-T

**Table 11.42.56 – Standard information field – G.992.3 Annex C  
upstream PMS-TC latency path #3 NPar(3) coding – Octet 1**

		Bits						
8	7	6	5	4	3	2	1	
x	x	x	x	x	x	x	x	Net_max (maximum net data rate, bits 12 to 7)

**Table 11.42.56.1 – Standard information field – G.992.3 Annex C  
upstream PMS-TC latency path #3 NPar(3) coding – Octet 2**

		Bits						
8	7	6	5	4	3	2	1	
x	x	x	x	x	x	x	x	Net_max (maximum net data rate, bits 6 to 1)

**Table 11.42.56.2 – Standard information field – G.992.3 Annex C upstream PMS-TC latency path #3 NPar(3) coding – Octet 3**

		Bits						
8	7	6	5	4	3	2	1	
x	x			x	x	x	x	$R_{3\_max}$ value ( $2^n$ , $n = 0$ to $15$ )
x	x	x	x					Reserved for allocation by ITU-T

**Table 11.42.56.3 – Standard information field – G.992.3 Annex C upstream PMS-TC latency path #3 NPar(3) coding – Octet 4**

		Bits						
8	7	6	5	4	3	2	1	
x	x				x	x	x	$D_{3\_max}$ value ( $2^n$ , $n = 0$ to $7$ )
x	x	x	x	x				Reserved for allocation by ITU-T

#### 9.4.22 G.992.5 Annex A Par(2)/Par(3) parameters

**Table 11.43 – Standard information field – G.992.5 Annex A NPar(2) coding**

		Bits						
8	7	6	5	4	3	2	1	
x	x	x	x	x	x	x	1	NTR
x	x	x	x	x	x	1	x	Short initialization
x	x	x	x	x	1	x	x	Diagnostics mode
x	x	x	x	1	x	x	x	Reserved for allocation by ITU-T
x	x	x	1	x	x	x	x	Reserved for allocation by ITU-T
x	x	1	x	x	x	x	x	Downstream spectrum shaping using time domain filtering only
x	x	0	0	0	0	0	0	No parameters in this octet

**Table 11.44 – Standard information field – G.992.5 Annex A SPar(2) coding – Octet 1**

		Bits						
8	7	6	5	4	3	2	1	
x	x	x	x	x	x	x	1	Spectrum bounds upstream
x	x	x	x	x	x	1	x	Spectrum shaping upstream
x	x	x	x	x	1	x	x	Spectrum bounds downstream
x	x	x	x	1	x	x	x	Spectrum shaping downstream
x	x	x	1	x	x	x	x	Transmit signal images above the Nyquist frequency
x	x	1	x	x	x	x	x	Reserved for allocation by ITU-T
x	x	0	0	0	0	0	0	No parameters in this octet

**Table 11.44.0.1 – Standard information field – G.992.5 Annex A SPar(2) coding – Octet 2**

		Bits						G.992.5 Annex A SPar(2)s – Octet 2
8	7	6	5	4	3	2	1	
x	x	x	x	x	x	x	1	Downstream overhead data rate
x	x	x	x	x	x	1	x	Upstream overhead data rate
x	x	x	x	x	1	x	x	Maximum number of downstream TPS-TC functions of each type
x	x	x	x	1	x	x	x	Maximum number of upstream TPS-TC functions of each type
x	x	x	1	x	x	x	x	Reserved for allocation by ITU-T
x	x	1	x	x	x	x	x	Reserved for allocation by ITU-T
x	x	0	0	0	0	0	0	No parameters in this octet

**Table 11.44.0.2 – Standard information field – G.992.5 Annex A SPar(2) coding – Octet 3**

		Bits						G.992.5 Annex A SPar(2)s – Octet 3
8	7	6	5	4	3	2	1	
x	x	x	x	x	x	x	1	Downstream STM TPS-TC #0
x	x	x	x	x	x	1	x	Upstream STM TPS-TC #0
x	x	x	x	x	1	x	x	Downstream ATM TPS-TC #0
x	x	x	x	1	x	x	x	Upstream ATM TPS-TC #0
x	x	x	1	x	x	x	x	Downstream PTM TPS-TC #0
x	x	1	x	x	x	x	x	Upstream PTM TPS-TC #0
x	x	0	0	0	0	0	0	No parameters in this octet

**Table 11.44.0.3 – Standard information field – G.992.5 Annex A SPar(2) coding – Octet 4**

		Bits						G.992.5 Annex A SPar(2)s – Octet 4
8	7	6	5	4	3	2	1	
x	x	x	x	x	x	x	1	Downstream PMS-TC latency path #0 supported
x	x	x	x	x	x	1	x	Upstream PMS-TC latency path #0 supported
x	x	x	x	x	1	x	x	Reserved for allocation by ITU-T
x	x	x	x	1	x	x	x	Reserved for allocation by ITU-T
x	x	x	1	x	x	x	x	Reserved for allocation by ITU-T
x	x	1	x	x	x	x	x	Reserved for allocation by ITU-T
x	x	0	0	0	0	0	0	No parameters in this octet

**Table 11.44.0.4 – Standard information field – G.992.5 Annex A SPar(2) coding – Octet 5**

		Bits						G.992.5 Annex A SPar(2)s – Octet 5
8	7	6	5	4	3	2	1	
x	x	x	x	x	x	x	1	Downstream STM TPS-TC #1
x	x	x	x	x	x	1	x	Upstream STM TPS-TC #1
x	x	x	x	x	1	x	x	Downstream ATM TPS-TC #1
x	x	x	x	1	x	x	x	Upstream ATM TPS-TC #1
x	x	x	1	x	x	x	x	Downstream PTM TPS-TC #1
x	x	1	x	x	x	x	x	Upstream PTM TPS-TC #1
x	x	0	0	0	0	0	0	No parameters in this octet

**Table 11.44.0.5 – Standard information field – G.992.5 Annex A SPar(2) coding – Octet 6**

		Bits						G.992.5 Annex A SPar(2)s – Octet 6
8	7	6	5	4	3	2	1	
x	x	x	x	x	x	x	1	Downstream PMS-TC latency path #1 supported
x	x	x	x	x	x	1	x	Upstream PMS-TC latency path #1 supported
x	x	x	x	x	1	x	x	Reserved for allocation by ITU-T
x	x	x	x	1	x	x	x	Reserved for allocation by ITU-T
x	x	x	1	x	x	x	x	Reserved for allocation by ITU-T
x	x	1	x	x	x	x	x	Reserved for allocation by ITU-T
x	x	0	0	0	0	0	0	No parameters in this octet

**Table 11.44.0.6 – Standard information field – G.992.5 Annex A SPar(2) coding – Octet 7**

		Bits						G.992.5 Annex A SPar(2)s – Octet 7
8	7	6	5	4	3	2	1	
x	x	x	x	x	x	x	1	Downstream STM TPS-TC #2
x	x	x	x	x	x	1	x	Upstream STM TPS-TC #2
x	x	x	x	x	1	x	x	Downstream ATM TPS-TC #2
x	x	x	x	1	x	x	x	Upstream ATM TPS-TC #2
x	x	x	1	x	x	x	x	Downstream PTM TPS-TC #2
x	x	1	x	x	x	x	x	Upstream PTM TPS-TC #2
x	x	0	0	0	0	0	0	No parameters in this octet

**Table 11.44.0.7 – Standard information field – G.992.5 Annex A SPar(2) coding – Octet 8**

		Bits						G.992.5 Annex A SPar(2)s – Octet 8
8	7	6	5	4	3	2	1	
x	x	x	x	x	x	x	1	Downstream PMS-TC latency path #2 supported
x	x	x	x	x	x	1	x	Upstream PMS-TC latency path #2 supported
x	x	x	x	x	1	x	x	Reserved for allocation by ITU-T
x	x	x	x	1	x	x	x	Reserved for allocation by ITU-T
x	x	x	1	x	x	x	x	Reserved for allocation by ITU-T
x	x	1	x	x	x	x	x	Reserved for allocation by ITU-T
x	x	0	0	0	0	0	0	No parameters in this octet

**Table 11.44.0.8 – Standard information field – G.992.5 Annex A SPar(2) coding – Octet 9**

		Bits						G.992.5 Annex A SPar(2)s – Octet 9
8	7	6	5	4	3	2	1	
x	x	x	x	x	x	x	1	Downstream STM TPS-TC #3
x	x	x	x	x	x	1	x	Upstream STM TPS-TC #3
x	x	x	x	x	1	x	x	Downstream ATM TPS-TC #3
x	x	x	x	1	x	x	x	Upstream ATM TPS-TC #3
x	x	x	1	x	x	x	x	Downstream PTM TPS-TC #3
x	x	1	x	x	x	x	x	Upstream PTM TPS-TC #3
x	x	0	0	0	0	0	0	No parameters in this octet

**Table 11.44.0.9 – Standard information field – G.992.5 Annex A SPar(2) coding – Octet 10**

		Bits						G.992.5 Annex A SPar(2)s – Octet 10
8	7	6	5	4	3	2	1	
x	x	x	x	x	x	x	1	Downstream PMS-TC latency path #3 supported
x	x	x	x	x	x	1	x	Upstream PMS-TC latency path #3 supported
x	x	x	x	x	1	x	x	Reserved for allocation by ITU-T
x	x	x	x	1	x	x	x	Reserved for allocation by ITU-T
x	x	x	1	x	x	x	x	Reserved for allocation by ITU-T
x	x	1	x	x	x	x	x	Reserved for allocation by ITU-T
x	x	0	0	0	0	0	0	No parameters in this octet

**Table 11.44.1 – Standard information field – G.992.5 Annex A spectrum bounds upstream NPar(3) coding – Octet 1**

		Bits						G.992.5 Annex A spectrum bounds upstream NPar(3)s – Octet 1
8	7	6	5	4	3	2	1	
x	x	0	0	0	x	x	x	NOMPSDus (bits 9 to 7)

**Table 11.44.1.1 – Standard information field – G.992.5 Annex A spectrum bounds upstream NPar(3) coding – Octet 2**

		Bits						G.992.5 Annex A spectrum bounds upstream NPar(3)s – Octet 2
8	7	6	5	4	3	2	1	
x	x	x	x	x	x	x	x	NOMPSDus (bits 6 to 1)

**Table 11.44.1.2 – Standard information field – G.992.5 Annex A spectrum bounds upstream NPar(3) coding – Octet 3**

		Bits						G.992.5 Annex A spectrum bounds upstream NPar(3)s – Octet 3
8	7	6	5	4	3	2	1	
x	x	0	0	0	x	x	x	MAXNOMPSDus (bits 9 to 7)

**Table 11.44.1.3 – Standard information field – G.992.5 Annex A spectrum bounds upstream NPar(3) coding – Octet 4**

		Bits						G.992.5 Annex A spectrum bounds upstream NPar(3)s – Octet 4
8	7	6	5	4	3	2	1	
x	x	x	x	x	x	x	x	MAXNOMPSDus (bits 6 to 1)

**Table 11.44.1.4 – Standard information field – G.992.5 Annex A spectrum bounds upstream NPar(3) coding – Octet 5**

		Bits						G.992.5 Annex A spectrum bounds upstream NPar(3)s – Octet 5
8	7	6	5	4	3	2	1	
x	x	0	0	0	x	x	x	MAXNOMATPus (bits 9 to 7)

**Table 11.44.1.5 – Standard information field – G.992.5 Annex A  
spectrum bounds upstream NPar(3) coding – Octet 6**

		Bits						
8	7	6	5	4	3	2	1	
x	x	x	x	x	x	x	x	G.992.5 Annex A spectrum bounds upstream NPar(3)s – Octet 6
								MAXNOMATPus (bits 6 to 1)

**Table 11.44.2 – Standard information field – G.992.5 Annex A  
spectrum shaping upstream NPar(3) coding – Octet 1**

		Bits						
8	7	6	5	4	3	2	1	
x	x	x	x	x	x	x	x	G.992.5 Annex A spectrum shaping upstream NPar(3)s – Octet 1
								"First" subcarrier index i (bits 12 to 7)

**Table 11.44.2.1 – Standard information field – G.992.5 Annex A  
spectrum shaping upstream NPar(3) coding – Octet 2**

		Bits						
8	7	6	5	4	3	2	1	
x	x	x	x	x	x	x	x	G.992.5 Annex A spectrum shaping upstream NPar(3)s – Octet 2
								"First" subcarrier index i (bits 6 to 1)

**Table 11.44.2.2 – Standard information field – G.992.5 Annex A  
spectrum shaping upstream NPar(3) coding – Octet 3**

		Bits						
8	7	6	5	4	3	2	1	
		x						G.992.5 Annex A spectrum shaping upstream NPar(3)s – Octet 3
x	x		0	0	0	0	x	"First" subcarrier in supported set
								"First" log <sub>2</sub> tss <sub>i</sub> (bit 7)

**Table 11.44.2.3 – Standard information field – G.992.5 Annex A  
spectrum shaping upstream NPar(3) coding – Octet 4**

		Bits						
8	7	6	5	4	3	2	1	
x	x	x	x	x	x	x	x	G.992.5 Annex A spectrum shaping upstream NPar(3)s – Octet 4
								"First" log <sub>2</sub> tss <sub>i</sub> (bits 6 to 1)

**Table 11.44.2.4\*(j-1) – Standard information field – G.992.5 Annex A  
spectrum shaping upstream NPar(3) coding – Octet 4\*(j-1)+1**

		Bits						
8	7	6	5	4	3	2	1	
x	x	x	x	x	x	x	x	G.992.5 Annex A spectrum shaping upstream NPar(3)s – Octet 4*(j-1)+1
								"Last" subcarrier index i (bits 12 to 7)

NOTE – j is the number of subcarrier indices used to specify the spectral shape.



**Table 11.44.2.4\*(j-1)+1 – Standard information field – G.992.5 Annex A spectrum shaping upstream NPar(3) coding – Octet 4\*(j-1)+2**

8		7		Bits					
		6	5	4	3	2	1		
x	x	x	x	x	x	x	x	G.992.5 Annex A spectrum shaping upstream NPar(3)s – Octet 4*(j-1)+2	
x	x	x	x	x	x	x	x	"Last" subcarrier index i (bits 6 to 1)	

NOTE – j is the number of subcarrier indices used to specify the spectral shape.

**Table 11.44.2.4\*(j-1)+2 – Standard information field – G.992.5 Annex A spectrum shaping upstream NPar(3) coding – Octet 4\*(j-1)+3**

8		7		Bits					
		6	5	4	3	2	1		
		x						G.992.5 Annex A spectrum shaping upstream NPar(3)s – Octet 4*(j-1)+3	
x	x	0	0	0	0	0	x	"Last" log <sub>2</sub> tss <sub>i</sub> (bit 7)	

NOTE – j is the number of subcarrier indices used to specify the spectral shape.

**Table 11.44.2.4\*(j-1)+3 – Standard information field – G.992.5 Annex A spectrum shaping upstream NPar(3) coding – Octet 4\*(j-1)+4**

8		7		Bits					
		6	5	4	3	2	1		
x	x	x	x	x	x	x	x	G.992.5 Annex A spectrum shaping upstream NPar(3)s – Octet 4*(j-1)+4	
x	x	x	x	x	x	x	x	"Last" log <sub>2</sub> tss <sub>i</sub> (bits 6 to 1)	

**Table 11.44.3 – Standard information field – G.992.5 Annex A spectrum bounds downstream NPar(3) coding – Octet 1**

8		7		Bits					
		6	5	4	3	2	1		
x	x	0	0	0	x	x	x	G.992.5 Annex A spectrum bounds downstream NPar(3)s – Octet 1	
x	x	0	0	0	x	x	x	NOMPSDds (bits 9 to 7)	

**Table 11.44.3.1 – Standard information field – G.992.5 Annex A spectrum bounds downstream NPar(3) coding – Octet 2**

8		7		Bits					
		6	5	4	3	2	1		
x	x	x	x	x	x	x	x	G.992.5 Annex A spectrum bounds downstream NPar(3)s – Octet 2	
x	x	x	x	x	x	x	x	NOMPSDds (bits 6 to 1)	

**Table 11.44.3.2 – Standard information field – G.992.5 Annex A spectrum bounds downstream NPar(3) coding – Octet 3**

8		7		Bits					
		6	5	4	3	2	1		
x	x	0	0	0	x	x	x	G.992.5 Annex A spectrum bounds downstream NPar(3)s – Octet 3	
x	x	0	0	0	x	x	x	MAXNOMPSDds (bits 9 to 7)	

**Table 11.44.3.3 – Standard information field – G.992.5 Annex A spectrum bounds downstream NPar(3) coding – Octet 4**

		Bits						
8	7	6	5	4	3	2	1	
x	x	x	x	x	x	x	x	G.992.5 Annex A spectrum bounds downstream NPar(3)s – Octet 4
								MAXNOMPSDds (bits 6 to 1)

**Table 11.44.3.4 – Standard information field – G.992.5 Annex A spectrum bounds downstream NPar(3) coding – Octet 5**

		Bits						
8	7	6	5	4	3	2	1	
x	x	0	0	0	x	x	x	G.992.5 Annex A spectrum bounds downstream NPar(3)s – Octet 5
								MAXNOMATPds (bits 9 to 7)

**Table 11.44.3.5 – Standard information field – G.992.5 Annex A spectrum bounds downstream NPar(3) coding – Octet 6**

		Bits						
8	7	6	5	4	3	2	1	
x	x	x	x	x	x	x	x	G.992.5 Annex A spectrum bounds downstream NPar(3)s – Octet 6
								MAXNOMATPds (bits 6 to 1)

**Table 11.44.4 – Standard information field – G.992.5 Annex A spectrum shaping downstream NPar(3) coding – Octet 1**

		Bits						
8	7	6	5	4	3	2	1	
x	x	x	x	x	x	x	x	G.992.5 Annex A spectrum shaping downstream NPar(3)s – Octet 1
								"First" subcarrier index i (bits 12 to 7)

**Table 11.44.4.1 – Standard information field – G.992.5 Annex A spectrum shaping downstream NPar(3) coding – Octet 2**

		Bits						
8	7	6	5	4	3	2	1	
x	x	x	x	x	x	x	x	G.992.5 Annex A spectrum shaping downstream NPar(3)s – Octet 2
								"First" subcarrier index i (bits 6 to 1)

**Table 11.44.4.2 – Standard information field – G.992.5 Annex A spectrum shaping downstream NPar(3) coding – Octet 3**

		Bits						
8	7	6	5	4	3	2	1	
		x						G.992.5 Annex A spectrum shaping downstream NPar(3)s – Octet 3
x	x	0	0	0	0	x		"First" subcarrier in supported set
								"First" log <sub>2</sub> tss <sub>i</sub> (bit 7)

**Table 11.44.4.3 – Standard information field – G.992.5 Annex A spectrum shaping downstream NPar(3) coding – Octet 4**

		Bits						
8	7	6	5	4	3	2	1	
x	x	x	x	x	x	x	x	G.992.5 Annex A spectrum shaping downstream NPar(3)s – Octet 4
								"First" log <sub>2</sub> tss <sub>i</sub> (bits 6 to 1)

**Table 11.44.4.4\*(j-1) – Standard information field – G.992.5 Annex A spectrum shaping downstream NPar(3) coding – Octet 4\*(j-1)+1**

8		7		Bits					G.992.5 Annex A spectrum shaping downstream NPar(3)s – Octet 4*(j-1)+1	
x		x		6	5	4	3	2		1
x		x		x	x	x	x	x	x	"Last" subcarrier index i (bits 12 to 7)

NOTE – j is the number of subcarrier indices used to specify the spectral shape.

**Table 11.44.4.4\*(j-1)+1 – Standard information field – G.992.5 Annex A spectrum shaping downstream NPar(3) coding – Octet 4\*(j-1)+2**

8		7		Bits					G.992.5 Annex A spectrum shaping downstream NPar(3)s – Octet 4*(j-1)+2	
x		x		6	5	4	3	2		1
x		x		x	x	x	x	x	x	"Last" subcarrier index i (bits 6 to 1)

NOTE – j is the number of subcarrier indices used to specify the spectral shape.

**Table 11.44.4.4\*(j-1)+2 – Standard information field – G.992.5 Annex A spectrum shaping downstream NPar(3) coding – Octet 4\*(j-1)+3**

8		7		Bits					G.992.5 Annex A spectrum shaping downstream NPar(3)s – Octet 4*(j-1)+3	
x		x		6	5	4	3	2		1
				x						"Last" subcarrier in supported set
x		x			0	0	0	0	x	"Last" log <sub>2</sub> tss <sub>i</sub> (bit 7)

NOTE – j is the number of subcarrier indices used to specify the spectral shape.

**Table 11.44.4.4\*(j-1)+3 – Standard information field – G.992.5 Annex A spectrum shaping downstream NPar(3) coding – Octet 4\*(j-1)+4**

8		7		Bits					G.992.5 Annex A spectrum shaping downstream NPar(3)s – Octet 4*(j-1)+4	
x		x		6	5	4	3	2		1
x		x		x	x	x	x	x	x	"Last" log <sub>2</sub> tss <sub>i</sub> (bits 6 to 1)

**Table 11.44.5 – Standard information field – G.992.5 Annex A transmit signal images above the Nyquist frequency NPar(3) coding**

8		7		Bits					G.992.5 Annex A transmit signal images above the Nyquist frequency NPar(3)s	
x		x		6	5	4	3	2		1
x		x		x	x	x	x			IDFT size N
x		x						x	x	IFFT fill

**Table 11.44.7 – Standard information field – G.992.5 Annex A downstream overhead data rate NPar(3) coding**

8		7		Bits					G.992.5 Annex A downstream overhead data rate NPar(3)s	
x		x		6	5	4	3	2		1
x		x		x	x	x	x	x	x	Minimum overhead data rate ((n+1) * 1 kbit/s, n = 3 to 63)

**Table 11.44.8 – Standard information field – G.992.5 Annex A  
upstream overhead data rate NPar(3) coding**

Bits								G.992.5 Annex A upstream overhead data rate NPar(3)s
8	7	6	5	4	3	2	1	
x	x	x	x	x	x	x	x	Minimum overhead data rate ((n+1) * 1 kbit/s, n = 3 to 63)

**Table 11.44.9 – Standard information field – G.992.5 Annex A  
maximum number of downstream TPS-TC functions of each type NPar(3) coding – Octet 1**

Bits								G.992.5 Annex A maximum number of downstream TPS-TC functions of each type NPar(3)s – Octet 1
8	7	6	5	4	3	2	1	
x	x				x	x	x	Maximum number of downstream STM TPS-TCs (n = 0 to 4)
x	x	x	x	x				Maximum number of downstream ATM TPS-TCs (n = 0 to 4)

**Table 11.44.9.1 – Standard information field – G.992.5 Annex A  
maximum number of downstream TPS-TC functions of each type NPar(3) coding – Octet 2**

Bits								G.992.5 Annex A maximum number of downstream TPS-TC functions of each type NPar(3)s – Octet 2
8	7	6	5	4	3	2	1	
x	x				x	x	x	Maximum number of downstream PTM TPS-TCs (n = 0 to 4)
x	x	x	x	x				Reserved for allocation by ITU-T

**Table 11.44.10 – Standard information field – G.992.5 Annex A  
maximum number of upstream TPS-TC functions of each type NPar(3) coding – Octet 1**

Bits								G.992.5 Annex A maximum number of upstream TPS-TC functions of each type NPar(3)s – Octet 1
8	7	6	5	4	3	2	1	
x	x				x	x	x	Maximum number of upstream STM TPS-TCs (n = 0 to 4)
x	x	x	x	x				Maximum number of upstream ATM TPS-TCs (n = 0 to 4)

**Table 11.44.10.1 – Standard information field – G.992.5 Annex A  
maximum number of upstream TPS-TC functions of each type NPar(3) coding – Octet 2**

Bits								G.992.5 Annex A maximum number of upstream TPS-TC functions of each type NPar(3)s – Octet 2
8	7	6	5	4	3	2	1	
x	x				x	x	x	Maximum number of upstream PTM TPS-TCs (n = 0 to 4)
x	x	x	x	x				Reserved for allocation by ITU-T

**Table 11.44.13 – Standard information field – G.992.5 Annex A  
downstream STM TPS-TC #0 NPar(3) coding – Octet 1**

Bits								G.992.5 Annex A downstream STM TPS-TC #0 NPar(3)s – Octet 1
8	7	6	5	4	3	2	1	
x	x	x	x	x	x	x	x	Net_min (minimum net data rate, bits 12 to 7)

**Table 11.44.13.1 – Standard information field – G.992.5 Annex A downstream STM TPS-TC #0 NPar(3) coding – Octet 2**

		Bits						
8	7	6	5	4	3	2	1	
x	x	x	x	x	x	x	x	Net_min (minimum net data rate, bits 6 to 1)

**Table 11.44.13.2 – Standard information field – G.992.5 Annex A downstream STM TPS-TC #0 NPar(3) coding – Octet 3**

		Bits						
8	7	6	5	4	3	2	1	
x	x	x	x	x	x	x	x	Net_max (maximum net data rate, bits 12 to 7)

**Table 11.44.13.3 – Standard information field – G.992.5 Annex A downstream STM TPS-TC #0 NPar(3) coding – Octet 4**

		Bits						
8	7	6	5	4	3	2	1	
x	x	x	x	x	x	x	x	Net_max (maximum net data rate, bits 6 to 1)

**Table 11.44.13.4 – Standard information field – G.992.5 Annex A downstream STM TPS-TC #0 NPar(3) coding – Octet 5**

		Bits						
8	7	6	5	4	3	2	1	
x	x	x	x	x	x	x	x	Net_reserve (minimum reserved net data rate, bits 12 to 7)

**Table 11.44.13.5 – Standard information field – G.992.5 Annex A downstream STM TPS-TC #0 NPar(3) coding – Octet 6**

		Bits						
8	7	6	5	4	3	2	1	
x	x	x	x	x	x	x	x	Net_reserve (minimum reserved net data rate, bits 6 to 1)

**Table 11.44.13.6 – Standard information field – G.992.5 Annex A downstream STM TPS-TC #0 NPar(3) coding – Octet 7**

		Bits						
8	7	6	5	4	3	2	1	
x	x	x	x	x	x	x	x	Delay_max (maximum delay) (n milliseconds, n = 0 to 63)

**Table 11.44.13.7 – Standard information field – G.992.5 Annex A downstream STM TPS-TC #0 NPar(3) coding – Octet 8**

		Bits						
8	7	6	5	4	3	2	1	
x	x					x	x	Error_max (maximum bit error ratio)
x	x			x	x			INP_min (minimum impulse noise protection) (bits 2 and 1)
x	x		x					Reserved for allocation by ITU-T
x	x	x						Reserved for allocation by ITU-T

**Table 11.44.13.8 – Standard information field – G.992.5 Annex A  
downstream STM TPS-TC #0 NPar(3) coding – Octet 9**

Bits								G.992.5 Annex A downstream STM TPS-TC #0 NPar(3)s – Octet 9
8	7	6	5	4	3	2	1	
x	x	x	x	x	x	x	x	INP_min (minimum impulse noise protection) (bits 8 to 3)

**Table 11.44.13.9 – Standard information field – G.992.5 Annex A  
downstream STM TPS-TC #0 NPar(3) coding – Octet 10**

Bits								G.992.5 Annex A downstream STM TPS-TC #0 NPar(3)s – Octet 10
8	7	6	5	4	3	2	1	
x	x	x	x	x	x	x	1	CIpolicy ZERO
x	x	x	x	x	x	1	x	CIpolicy ONE
x	x	x	x	x	1	x	x	Reserved for allocation by ITU-T
x	x	x	x	1	x	x	x	Reserved for allocation by ITU-T
x	x	x	1	x	x	x	x	Reserved for allocation by ITU-T
x	x	1	x	x	x	x	x	Reserved for allocation by ITU-T
x	x	0	0	0	0	0	0	No parameters in this octet

**Table 11.44.14 – Standard information field – G.992.5 Annex A  
upstream STM TPS-TC #0 NPar(3) coding – Octet 1**

Bits								G.992.5 Annex A upstream STM TPS-TC #0 NPar(3)s – Octet 1
8	7	6	5	4	3	2	1	
x	x	x	x	x	x	x	x	Net_min (minimum net data rate, bits 12 to 7)

**Table 11.44.14.1 – Standard information field – G.992.5 Annex A  
upstream STM TPS-TC #0 NPar(3) coding – Octet 2**

Bits								G.992.5 Annex A upstream STM TPS-TC #0 NPar(3)s – Octet 2
8	7	6	5	4	3	2	1	
x	x	x	x	x	x	x	x	Net_min (minimum net data rate, bits 6 to 1)

**Table 11.44.14.2 – Standard information field – G.992.5 Annex A  
upstream STM TPS-TC #0 NPar(3) coding – Octet 3**

Bits								G.992.5 Annex A upstream STM TPS-TC #0 NPar(3)s – Octet 3
8	7	6	5	4	3	2	1	
x	x	x	x	x	x	x	x	Net_max (maximum net data rate, bits 12 to 7)

**Table 11.44.14.3 – Standard information field – G.992.5 Annex A  
upstream STM TPS-TC #0 NPar(3) coding – Octet 4**

Bits								G.992.5 Annex A upstream STM TPS-TC #0 NPar(3)s – Octet 4
8	7	6	5	4	3	2	1	
x	x	x	x	x	x	x	x	Net_max (maximum net data rate, bits 6 to 1)

**Table 11.44.14.4 – Standard information field – G.992.5 Annex A  
upstream STM TPS-TC #0 NPar(3) coding – Octet 5**

		Bits						
8	7	6	5	4	3	2	1	
x	x	x	x	x	x	x	x	Net_reserve (minimum reserved net data rate, bits 12 to 7)

**Table 11.44.14.5 – Standard information field – G.992.5 Annex A  
upstream STM TPS-TC #0 NPar(3) coding – Octet 6**

		Bits						
8	7	6	5	4	3	2	1	
x	x	x	x	x	x	x	x	Net_reserve (minimum reserved net data rate, bits 6 to 1)

**Table 11.44.14.6 – Standard information field – G.992.5 Annex A  
upstream STM TPS-TC #0 NPar(3) coding – Octet 7**

		Bits						
8	7	6	5	4	3	2	1	
x	x	x	x	x	x	x	x	Delay_max (maximum delay) (n milliseconds, n = 0 to 63)

**Table 11.44.14.7 – Standard information field – G.992.5 Annex A  
upstream STM TPS-TC #0 NPar(3) coding – Octet 8**

		Bits						
8	7	6	5	4	3	2	1	
x	x					x	x	Error_max (maximum bit error ratio)
x	x			x	x			INP_min (minimum impulse noise protection) (bits 2 and 1)
x	x		x					Reserved for allocation by ITU-T
x	x	x						Reserved for allocation by ITU-T

**Table 11.44.14.8 – Standard information field – G.992.5 Annex A  
upstream STM TPS-TC #0 NPar(3) coding – Octet 9**

		Bits						
8	7	6	5	4	3	2	1	
x	x	x	x	x	x	x	x	INP_min (minimum impulse noise protection) (bits 8 to 3)

**Table 11.44.14.9 – Standard information field – G.992.5 Annex A  
upstream STM TPS-TC #0 NPar(3) coding – Octet 10**

		Bits						
8	7	6	5	4	3	2	1	
x	x	x	x	x	x	x	1	CIpolicy ZERO
x	x	x	x	x	x	1	x	CIpolicy ONE
x	x	x	x	x	1	x	x	Reserved for allocation by ITU-T
x	x	x	x	1	x	x	x	Reserved for allocation by ITU-T
x	x	x	1	x	x	x	x	Reserved for allocation by ITU-T
x	x	1	x	x	x	x	x	Reserved for allocation by ITU-T
x	x	0	0	0	0	0	0	No parameters in this octet

**Table 11.44.15 – Standard information field – G.992.5 Annex A  
downstream ATM TPS-TC #0 NPar(3) coding – Octet 1**

8		7		Bits							
				6	5	4	3	2	1		
x	x	x	x	x	x	x	x	x	x	G.992.5 Annex A downstream ATM TPS-TC #0 NPar(3)s – Octet 1	
Net_min (minimum net data rate, bits 12 to 7)											

**Table 11.44.15.1 – Standard information field – G.992.5 Annex A  
downstream ATM TPS-TC #0 NPar(3) coding – Octet 2**

8		7		Bits							
				6	5	4	3	2	1		
x	x	x	x	x	x	x	x	x	x	G.992.5 Annex A downstream ATM TPS-TC #0 NPar(3)s – Octet 2	
Net_min (minimum net data rate, bits 6 to 1)											

**Table 11.44.15.2 – Standard information field – G.992.5 Annex A  
downstream ATM TPS-TC #0 NPar(3) coding – Octet 3**

8		7		Bits							
				6	5	4	3	2	1		
x	x	x	x	x	x	x	x	x	x	G.992.5 Annex A downstream ATM TPS-TC #0 NPar(3)s – Octet 3	
Net_max (maximum net data rate, bits 12 to 7)											

**Table 11.44.15.3 – Standard information field – G.992.5 Annex A  
downstream ATM TPS-TC #0 NPar(3) coding – Octet 4**

8		7		Bits							
				6	5	4	3	2	1		
x	x	x	x	x	x	x	x	x	x	G.992.5 Annex A downstream ATM TPS-TC #0 NPar(3)s – Octet 4	
Net_max (maximum net data rate, bits 6 to 1)											

**Table 11.44.15.4 – Standard information field – G.992.5 Annex A  
downstream ATM TPS-TC #0 NPar(3) coding – Octet 5**

8		7		Bits							
				6	5	4	3	2	1		
x	x	x	x	x	x	x	x	x	x	G.992.5 Annex A downstream ATM TPS-TC #0 NPar(3)s – Octet 5	
Net_reserve (minimum reserved net data rate, bits 12 to 7)											

**Table 11.44.15.5 – Standard information field – G.992.5 Annex A  
downstream ATM TPS-TC #0 NPar(3) coding – Octet 6**

8		7		Bits							
				6	5	4	3	2	1		
x	x	x	x	x	x	x	x	x	x	G.992.5 Annex A downstream ATM TPS-TC #0 NPar(3)s – Octet 6	
Net_reserve (minimum reserved net data rate, bits 6 to 1)											

**Table 11.44.15.6 – Standard information field – G.992.5 Annex A  
downstream ATM TPS-TC #0 NPar(3) coding – Octet 7**

8		7		Bits							
				6	5	4	3	2	1		
x	x	x	x	x	x	x	x	x	x	G.992.5 Annex A downstream ATM TPS-TC #0 NPar(3)s – Octet 7	
Delay_max (maximum delay) (n milliseconds, n = 0 to 63)											



**Table 11.44.15.7 – Standard information field – G.992.5 Annex A downstream ATM TPS-TC #0 NPar(3) coding – Octet 8**

		Bits						
8	7	6	5	4	3	2	1	
x	x					x	x	Error_max (maximum bit error ratio)
x	x			x	x			INP_min (minimum impulse noise protection) (bits 2 and 1)
x	x		x					Reserved for allocation by ITU-T
x	x	x						IMA_flag

**Table 11.44.15.8 – Standard information field – G.992.5 Annex A downstream ATM TPS-TC #0 NPar(3) coding – Octet 9**

		Bits						
8	7	6	5	4	3	2	1	
x	x	x	x	x	x	x	x	INP_min (minimum impulse noise protection) (bits 8 to 3)

**Table 11.44.15.9 – Standard information field – G.992.5 Annex A downstream ATM TPS-TC #0 NPar(3) coding – Octet 10**

		Bits						
8	7	6	5	4	3	2	1	
x	x	x	x	x	x	x	1	CIpolicy ZERO
x	x	x	x	x	x	1	x	CIpolicy ONE
x	x	x	x	x	1	x	x	Reserved for allocation by ITU-T
x	x	x	x	1	x	x	x	Reserved for allocation by ITU-T
x	x	x	1	x	x	x	x	Reserved for allocation by ITU-T
x	x	1	x	x	x	x	x	Reserved for allocation by ITU-T
x	x	0	0	0	0	0	0	No parameters in this octet

**Table 11.44.16 – Standard information field – G.992.5 Annex A upstream ATM TPS-TC #0 NPar(3) coding – Octet 1**

		Bits						
8	7	6	5	4	3	2	1	
x	x	x	x	x	x	x	x	Net_min (minimum net data rate, bits 12 to 7)

**Table 11.44.16.1 – Standard information field – G.992.5 Annex A upstream ATM TPS-TC #0 NPar(3) coding – Octet 2**

		Bits						
8	7	6	5	4	3	2	1	
x	x	x	x	x	x	x	x	Net_min (minimum net data rate, bits 6 to 1)

**Table 11.44.16.2 – Standard information field – G.992.5 Annex A upstream ATM TPS-TC #0 NPar(3) coding – Octet 3**

		Bits						
8	7	6	5	4	3	2	1	
x	x	x	x	x	x	x	x	Net_max (maximum net data rate, bits 12 to 7)

**Table 11.44.16.3 – Standard information field – G.992.5 Annex A  
upstream ATM TPS-TC #0 NPar(3) coding – Octet 4**

		Bits						
8	7	6	5	4	3	2	1	
x	x	x	x	x	x	x	x	Net_max (maximum net data rate, bits 6 to 1)

**Table 11.44.16.4 – Standard information field – G.992.5 Annex A  
upstream ATM TPS-TC #0 NPar(3) coding – Octet 5**

		Bits						
8	7	6	5	4	3	2	1	
x	x	x	x	x	x	x	x	Net_reserve (minimum reserved net data rate, bits 12 to 7)

**Table 11.44.16.5 – Standard information field – G.992.5 Annex A  
upstream ATM TPS-TC #0 NPar(3) coding – Octet 6**

		Bits						
8	7	6	5	4	3	2	1	
x	x	x	x	x	x	x	x	Net_reserve (minimum reserved net data rate, bits 6 to 1)

**Table 11.44.16.6 – Standard information field – G.992.5 Annex A  
upstream ATM TPS-TC #0 NPar(3) coding – Octet 7**

		Bits						
8	7	6	5	4	3	2	1	
x	x	x	x	x	x	x	x	Delay_max (maximum delay) (n milliseconds, n = 0 to 63)

**Table 11.44.16.7 – Standard information field – G.992.5 Annex A  
upstream ATM TPS-TC #0 NPar(3) coding – Octet 8**

		Bits						
8	7	6	5	4	3	2	1	
x	x					x	x	Error_max (maximum bit error ratio)
x	x			x	x			INP_min (minimum impulse noise protection) (bits 2 and 1)
x	x		x					Reserved for allocation by ITU-T
x	x	x						IMA_flag

**Table 11.44.16.8 – Standard information field – G.992.5 Annex A  
upstream ATM TPS-TC #0 NPar(3) coding – Octet 9**

		Bits						
8	7	6	5	4	3	2	1	
x	x	x	x	x	x	x	x	INP_min (minimum impulse noise protection) (bits 8 to 3)

**Table 11.44.16.9 – Standard information field – G.992.5 Annex A  
upstream ATM TPS-TC #0 NPar(3) coding – Octet 10**

		Bits						
8	7	6	5	4	3	2	1	
x	x	x	x	x	x	x	1	CIpolicy ZERO
x	x	x	x	x	x	1	x	CIpolicy ONE
x	x	x	x	x	1	x	x	Reserved for allocation by ITU-T
x	x	x	x	1	x	x	x	Reserved for allocation by ITU-T
x	x	x	1	x	x	x	x	Reserved for allocation by ITU-T
x	x	1	x	x	x	x	x	Reserved for allocation by ITU-T
x	x	0	0	0	0	0	0	No parameters in this octet

**Table 11.44.17 – Standard information field – G.992.5 Annex A  
downstream PTM TPS-TC #0 NPar(3) coding – Octet 1**

		Bits						
8	7	6	5	4	3	2	1	
x	x	x	x	x	x	x	x	Net_min (minimum net data rate, bits 12 to 7)

**Table 11.44.17.1 – Standard information field – G.992.5 Annex A  
downstream PTM TPS-TC #0 NPar(3) coding – Octet 2**

		Bits						
8	7	6	5	4	3	2	1	
x	x	x	x	x	x	x	x	Net_min (minimum net data rate, bits 6 to 1)

**Table 11.44.17.2 – Standard information field – G.992.5 Annex A  
downstream PTM TPS-TC #0 NPar(3) coding – Octet 3**

		Bits						
8	7	6	5	4	3	2	1	
x	x	x	x	x	x	x	x	Net_max (maximum net data rate, bits 12 to 7)

**Table 11.44.17.3 – Standard information field – G.992.5 Annex A  
downstream PTM TPS-TC #0 NPar(3) coding – Octet 4**

		Bits						
8	7	6	5	4	3	2	1	
x	x	x	x	x	x	x	x	Net_max (maximum net data rate, bits 6 to 1)

**Table 11.44.17.4 – Standard information field – G.992.5 Annex A  
downstream PTM TPS-TC #0 NPar(3) coding – Octet 5**

		Bits						
8	7	6	5	4	3	2	1	
x	x	x	x	x	x	x	x	Net_reserve (minimum reserved net data rate, bits 12 to 7)

**Table 11.44.17.5 – Standard information field – G.992.5 Annex A  
downstream PTM TPS-TC #0 NPar(3) coding – Octet 6**

		Bits						
8	7	6	5	4	3	2	1	
x	x	x	x	x	x	x	x	G.992.5 Annex A downstream PTM TPS-TC #0 NPar(3)s – Octet 6
								Net_reserve (minimum reserved net data rate, bits 6 to 1)

**Table 11.44.17.6 – Standard information field – G.992.5 Annex A  
downstream PTM TPS-TC #0 NPar(3) coding – Octet 7**

		Bits						
8	7	6	5	4	3	2	1	
x	x	x	x	x	x	x	x	G.992.5 Annex A downstream PTM TPS-TC #0 NPar(3)s – Octet 7
								Delay_max (maximum delay) (n milliseconds, n = 0 to 63)

**Table 11.44.17.7 – Standard information field – G.992.5 Annex A  
downstream PTM TPS-TC #0 NPar(3) coding – Octet 8**

		Bits						
8	7	6	5	4	3	2	1	
x	x					x	x	G.992.5 Annex A downstream PTM TPS-TC #0 NPar(3)s – Octet 8
								Error_max (maximum bit error ratio)
x	x			x	x			INP_min (minimum impulse noise protection) (bits 2 and 1)
x	x		x					Reserved for allocation by ITU-T
x	x	x						Reserved for allocation by ITU-T

**Table 11.44.17.8 – Standard information field – G.992.5 Annex A  
downstream PTM TPS-TC #0 NPar(3) coding – Octet 9**

		Bits						
8	7	6	5	4	3	2	1	
x	x	x	x	x	x	x	x	G.992.5 Annex A downstream PTM TPS-TC #0 NPar(3)s – Octet 9
								INP_min (minimum impulse noise protection) (bits 8 to 3)

**Table 11.44.17.9 – Standard information field – G.992.5 Annex A  
downstream PTM TPS-TC #0 NPar(3) coding – Octet 10**

		Bits						
8	7	6	5	4	3	2	1	
x	x	x	x	x	x	x	1	G.992.5 Annex A downstream PTM TPS-TC #0 NPar(3)s – Octet 10
								HDLC encapsulation
x	x	x	x	x	x	1	x	Reserved by ITU-T
x	x	x	x	x	1	x	x	Reserved by ITU-T
x	x	x	x	1	x	x	x	64/65-octet encapsulation with short packets
x	x	x	1	x	x	x	x	64/65-octet encapsulation with pre-emption
x	x	1	x	x	x	x	x	64/65-octet encapsulation supported

**Table 11.44.17.10 – Standard information field – G.992.5 Annex A  
downstream PTM TPS-TC #0 NPar(3) coding – Octet 11**

Bits		G.992.5 Annex A downstream PTM TPS-TC #0 NPar(3)s – Octet 11						
8	7	6	5	4	3	2	1	
x	x	x	x	x	x	x	1	CIpolicy ZERO
x	x	x	x	x	x	1	x	CIpolicy ONE
x	x	x	x	x	1	x	x	Reserved for allocation by ITU-T
x	x	x	x	1	x	x	x	Reserved for allocation by ITU-T
x	x	x	1	x	x	x	x	Reserved for allocation by ITU-T
x	x	1	x	x	x	x	x	Reserved for allocation by ITU-T
x	x	0	0	0	0	0	0	No parameters in this octet

**Table 11.44.18 – Standard information field – G.992.5 Annex A  
upstream PTM TPS-TC #0 NPar(3) coding – Octet 1**

Bits		G.992.5 Annex A upstream PTM TPS-TC #0 NPar(3)s – Octet 1						
8	7	6	5	4	3	2	1	
x	x	x	x	x	x	x	x	Net_min (minimum net data rate, bits 12 to 7)

**Table 11.44.18.1 – Standard information field – G.992.5 Annex A  
upstream PTM TPS-TC #0 NPar(3) coding – Octet 2**

Bits		G.992.5 Annex A upstream PTM TPS-TC #0 NPar(3)s – Octet 2						
8	7	6	5	4	3	2	1	
x	x	x	x	x	x	x	x	Net_min (minimum net data rate, bits 6 to 1)

**Table 11.44.18.2 – Standard information field – G.992.5 Annex A  
upstream PTM TPS-TC #0 NPar(3) coding – Octet 3**

Bits		G.992.5 Annex A upstream PTM TPS-TC #0 NPar(3)s – Octet 3						
8	7	6	5	4	3	2	1	
x	x	x	x	x	x	x	x	Net_max (maximum net data rate, bits 12 to 7)

**Table 11.44.18.3 – Standard information field – G.992.5 Annex A  
upstream PTM TPS-TC #0 NPar(3) coding – Octet 4**

Bits		G.992.5 Annex A upstream PTM TPS-TC #0 NPar(3)s – Octet 4						
8	7	6	5	4	3	2	1	
x	x	x	x	x	x	x	x	Net_max (maximum net data rate, bits 6 to 1)

**Table 11.44.18.4 – Standard information field – G.992.5 Annex A  
upstream PTM TPS-TC #0 NPar(3) coding – Octet 5**

Bits		G.992.5 Annex A upstream PTM TPS-TC #0 NPar(3)s – Octet 5						
8	7	6	5	4	3	2	1	
x	x	x	x	x	x	x	x	Net_reserve (minimum reserved net data rate, bits 12 to 7)

**Table 11.44.18.5 – Standard information field – G.992.5 Annex A  
upstream PTM TPS-TC #0 NPar(3) coding – Octet 6**

		Bits						
8	7	6	5	4	3	2	1	
x	x	x	x	x	x	x	x	Net_reserve (minimum reserved net data rate, bits 6 to 1)

**Table 11.44.18.6 – Standard information field – G.992.5 Annex A  
upstream PTM TPS-TC #0 NPar(3) coding – Octet 7**

		Bits						
8	7	6	5	4	3	2	1	
x	x	x	x	x	x	x	x	Delay_max (maximum delay) (n milliseconds, n = 0 to 63)

**Table 11.44.18.7 – Standard information field – G.992.5 Annex A  
upstream PTM TPS-TC #0 NPar(3) coding – Octet 8**

		Bits						
8	7	6	5	4	3	2	1	
x	x					x	x	Error_max (maximum bit error ratio)
x	x			x	x			INP_min (minimum impulse noise protection) (bits 2 and 1)
x	x		x					Reserved for allocation by ITU-T
x	x	x						Reserved for allocation by ITU-T

**Table 11.44.18.8 – Standard information field – G.992.5 Annex A  
upstream PTM TPS-TC #0 NPar(3) coding – Octet 9**

		Bits						
8	7	6	5	4	3	2	1	
x	x	x	x	x	x	x	x	INP_min (minimum impulse noise protection) (bits 8 to 3)

**Table 11.44.18.9 – Standard information field – G.992.5 Annex A  
upstream PTM TPS-TC #0 NPar(3) coding – Octet 10**

		Bits						
8	7	6	5	4	3	2	1	
x	x	x	x	x	x	x	1	HDLC encapsulation
x	x	x	x	x	x	1	x	Reserved by ITU-T
x	x	x	x	x	1	x	x	Reserved by ITU-T
x	x	x	x	1	x	x	x	64/65-octet encapsulation with short packets
x	x	x	1	x	x	x	x	64/65-octet encapsulation with pre-emption
x	x	1	x	x	x	x	x	64/65-octet encapsulation supported

**Table 11.44.18.10 – Standard information field – G.992.5 Annex A  
upstream PTM TPS-TC #0 NPar(3) coding – Octet 11**

		Bits						
8	7	6	5	4	3	2	1	
x	x	x	x	x	x	x	1	CIpolicy ZERO
x	x	x	x	x	x	1	x	CIpolicy ONE
x	x	x	x	x	1	x	x	Reserved for allocation by ITU-T
x	x	x	x	1	x	x	x	Reserved for allocation by ITU-T
x	x	x	1	x	x	x	x	Reserved for allocation by ITU-T
x	x	1	x	x	x	x	x	Reserved for allocation by ITU-T
x	x	0	0	0	0	0	0	No parameters in this octet

**Table 11.44.19 – Standard information field – G.992.5 Annex A  
downstream PMS-TC latency path #0 NPar(3) coding – Octet 1**

		Bits						
8	7	6	5	4	3	2	1	
x	x	x	x	x	x	x	x	Net_max (maximum net data rate, bits 12 to 7)

**Table 11.44.19.1 – Standard information field – G.992.5 Annex A  
downstream PMS-TC latency path #0 NPar(3) coding – Octet 2**

		Bits						
8	7	6	5	4	3	2	1	
x	x	x	x	x	x	x	x	Net_max (maximum net data rate, bits 6 to 1)

**Table 11.44.19.2 – Standard information field – G.992.5 Annex A  
downstream PMS-TC latency path #0 NPar(3) coding – Octet 3**

		Bits						
8	7	6	5	4	3	2	1	
x	x			x	x	x	x	$S_{0\min}$ value
x	x	x	x					Reserved for allocation by ITU-T

**Table 11.44.19.3 – Standard information field – G.992.5 Annex A  
downstream PMS-TC latency path #0 NPar(3) coding – Octet 4**

		Bits						
8	7	6	5	4	3	2	1	
x	x	x	x	x	x	x	1	$D_0$ value of 96 is supported
x	x	x	x	x	x	1	x	$D_0$ value of 128 is supported
x	x	x	x	x	1	x	x	$D_0$ value of 160 is supported
x	x	x	x	1	x	x	x	$D_0$ value of 192 is supported
x	x	x	1	x	x	x	x	$D_0$ value of 224 is supported
x	x	1	x	x	x	x	x	$D_0$ value of 256 is supported
x	x	0	0	0	0	0	0	No parameters in this octet

**Table 11.44.19.4 – Standard information field – G.992.5 Annex A downstream PMS-TC latency path #0 NPar(3) coding – Octet 5**

		Bits						
8	7	6	5	4	3	2	1	
x	x	x	x	x	x	x	1	D <sub>0</sub> value of 288 is supported
x	x	x	x	x	x	1	x	D <sub>0</sub> value of 320 is supported
x	x	x	x	x	1	x	x	D <sub>0</sub> value of 352 is supported
x	x	x	x	1	x	x	x	D <sub>0</sub> value of 384 is supported
x	x	x	1	x	x	x	x	D <sub>0</sub> value of 416 is supported
x	x	1	x	x	x	x	x	D <sub>0</sub> value of 448 is supported
x	x	0	0	0	0	0	0	No parameters in this octet

**Table 11.44.19.5 – Standard information field – G.992.5 Annex A downstream PMS-TC latency path #0 NPar(3) coding – Octet 6**

		Bits						
8	7	6	5	4	3	2	1	
x	x	x	x	x	x	x	1	D <sub>0</sub> value of 480 is supported
x	x	x	x	x	x	1	x	D <sub>0</sub> value of 511 is supported
x	x	x	x	x	1	x	x	Reserved for allocation by ITU-T
x	x	x	x	1	x	x	x	Reserved for allocation by ITU-T
x	x	x	1	x	x	x	x	Reserved for allocation by ITU-T
x	x	1	x	x	x	x	x	24000 bytes interleaver size
x	x	0	0	0	0	0	0	No parameters in this octet

**Table 11.44.20 – Standard information field – G.992.5 Annex A upstream PMS-TC latency path #0 NPar(3) coding – Octet 1**

		Bits						
8	7	6	5	4	3	2	1	
x	x	x	x	x	x	x	x	Net_max (maximum net data rate, bits 12 to 7)

**Table 11.44.20.1 – Standard information field – G.992.5 Annex A upstream PMS-TC latency path #0 NPar(3) coding – Octet 2**

		Bits						
8	7	6	5	4	3	2	1	
x	x	x	x	x	x	x	x	Net_max (maximum net data rate, bits 6 to 1)

**Table 11.44.25 – Standard information field – G.992.5 Annex A downstream STM TPS-TC #1 NPar(3) coding – Octet 1**

		Bits						
8	7	6	5	4	3	2	1	
x	x	x	x	x	x	x	x	Net_min (minimum net data rate, bits 12 to 7)



**Table 11.44.25.1 – Standard information field – G.992.5 Annex A downstream STM TPS-TC #1 NPar(3) coding – Octet 2**

8		7		Bits						
				6	5	4	3	2	1	
x	x	x	x	x	x	x	x	x	x	Net_min (minimum net data rate, bits 6 to 1)

**Table 11.44.25.2 – Standard information field – G.992.5 Annex A downstream STM TPS-TC #1 NPar(3) coding – Octet 3**

8		7		Bits						
				6	5	4	3	2	1	
x	x	x	x	x	x	x	x	x	x	Net_max (maximum net data rate, bits 12 to 7)

**Table 11.44.25.3 – Standard information field – G.992.5 Annex A downstream STM TPS-TC #1 NPar(3) coding – Octet 4**

8		7		Bits						
				6	5	4	3	2	1	
x	x	x	x	x	x	x	x	x	x	Net_max (maximum net data rate, bits 6 to 1)

**Table 11.44.25.4 – Standard information field – G.992.5 Annex A downstream STM TPS-TC #1 NPar(3) coding – Octet 5**

8		7		Bits						
				6	5	4	3	2	1	
x	x	x	x	x	x	x	x	x	x	Net_reserve (minimum reserved net data rate, bits 12 to 7)

**Table 11.44.25.5 – Standard information field – G.992.5 Annex A downstream STM TPS-TC #1 NPar(3) coding – Octet 6**

8		7		Bits						
				6	5	4	3	2	1	
x	x	x	x	x	x	x	x	x	x	Net_reserve (minimum reserved net data rate, bits 6 to 1)

**Table 11.44.25.6 – Standard information field – G.992.5 Annex A downstream STM TPS-TC #1 NPar(3) coding – Octet 7**

8		7		Bits						
				6	5	4	3	2	1	
x	x	x	x	x	x	x	x	x	x	Delay_max (maximum delay) (n milliseconds, n = 0 to 63)

**Table 11.44.25.7 – Standard information field – G.992.5 Annex A downstream STM TPS-TC #1 NPar(3) coding – Octet 8**

8		7		Bits						
				6	5	4	3	2	1	
x	x							x	x	Error_max (maximum bit error ratio)
x	x					x	x			INP_min (minimum impulse noise protection) (bits 2 and 1)
x	x			x						Reserved for allocation by ITU-T
x	x	x								Reserved for allocation by ITU-T

**Table 11.44.25.8 – Standard information field – G.992.5 Annex A  
downstream STM TPS-TC #1 NPar(3) coding – Octet 9**

		Bits						
8	7	6	5	4	3	2	1	
x	x	x	x	x	x	x	x	G.992.5 Annex A downstream STM TPS-TC #1 NPar(3)s – Octet 9
								INP_min (minimum impulse noise protection) (bits 8 to 3)

**Table 11.44.25.9 – Standard information field – G.992.5 Annex A  
downstream STM TPS-TC #1 NPar(3) coding – Octet 10**

		Bits						
8	7	6	5	4	3	2	1	
x	x	x	x	x	x	x	1	Cipolicy ZERO
x	x	x	x	x	x	1	x	Cipolicy ONE
x	x	x	x	x	1	x	x	Reserved for allocation by ITU-T
x	x	x	x	1	x	x	x	Reserved for allocation by ITU-T
x	x	x	1	x	x	x	x	Reserved for allocation by ITU-T
x	x	1	x	x	x	x	x	Reserved for allocation by ITU-T
x	x	0	0	0	0	0	0	No parameters in this octet

**Table 11.44.26 – Standard information field – G.992.5 Annex A  
upstream STM TPS-TC #1 NPar(3) coding – Octet 1**

		Bits						
8	7	6	5	4	3	2	1	
x	x	x	x	x	x	x	x	G.992.5 Annex A upstream STM TPS-TC #1 NPar(3)s – Octet 1
								Net_min (minimum net data rate, bits 12 to 7)

**Table 11.44.26.1 – Standard information field – G.992.5 Annex A  
upstream STM TPS-TC #1 NPar(3) coding – Octet 2**

		Bits						
8	7	6	5	4	3	2	1	
x	x	x	x	x	x	x	x	G.992.5 Annex A upstream STM TPS-TC #1 NPar(3)s – Octet 2
								Net_min (minimum net data rate, bits 6 to 1)

**Table 11.44.26.2 – Standard information field – G.992.5 Annex A  
upstream STM TPS-TC #1 NPar(3) coding – Octet 3**

		Bits						
8	7	6	5	4	3	2	1	
x	x	x	x	x	x	x	x	G.992.5 Annex A upstream STM TPS-TC #1 NPar(3)s – Octet 3
								Net_max (maximum net data rate, bits 12 to 7)

**Table 11.44.26.3 – Standard information field – G.992.5 Annex A  
upstream STM TPS-TC #1 NPar(3) coding – Octet 4**

		Bits						
8	7	6	5	4	3	2	1	
x	x	x	x	x	x	x	x	G.992.5 Annex A upstream STM TPS-TC #1 NPar(3)s – Octet 4
								Net_max (maximum net data rate, bits 6 to 1)

**Table 11.44.26.4 – Standard information field – G.992.5 Annex A upstream STM TPS-TC #1 NPar(3) coding – Octet 5**

		Bits						
8	7	6	5	4	3	2	1	
x	x	x	x	x	x	x	x	Net_reserve (minimum reserved net data rate, bits 12 to 7)

**Table 11.44.26.5 – Standard information field – G.992.5 Annex A upstream STM TPS-TC #1 NPar(3) coding – Octet 6**

		Bits						
8	7	6	5	4	3	2	1	
x	x	x	x	x	x	x	x	Net_reserve (minimum reserved net data rate, bits 6 to 1)

**Table 11.44.26.6 – Standard information field – G.992.5 Annex A upstream STM TPS-TC #1 NPar(3) coding – Octet 7**

		Bits						
8	7	6	5	4	3	2	1	
x	x	x	x	x	x	x	x	Delay_max (maximum delay) (n milliseconds, n = 0 to 63)

**Table 11.44.26.7 – Standard information field – G.992.5 Annex A upstream STM TPS-TC #1 NPar(3) coding – Octet 8**

		Bits						
8	7	6	5	4	3	2	1	
x	x					x	x	Error_max (maximum bit error ratio)
x	x			x	x			INP_min (minimum impulse noise protection) (bits 2 and 1)
x	x		x					Reserved for allocation by ITU-T
x	x	x						Reserved for allocation by ITU-T

**Table 11.44.26.8 – Standard information field – G.992.5 Annex A upstream STM TPS-TC #1 NPar(3) coding – Octet 9**

		Bits						
8	7	6	5	4	3	2	1	
x	x	x	x	x	x	x	x	INP_min (minimum impulse noise protection) (bits 8 to 3)

**Table 11.44.26.9 – Standard information field – G.992.5 Annex A upstream STM TPS-TC #1 NPar(3) coding – Octet 10**

		Bits						
8	7	6	5	4	3	2	1	
x	x	x	x	x	x	x	1	CIpolicy ZERO
x	x	x	x	x	x	1	x	CIpolicy ONE
x	x	x	x	x	1	x	x	Reserved for allocation by ITU-T
x	x	x	x	1	x	x	x	Reserved for allocation by ITU-T
x	x	x	1	x	x	x	x	Reserved for allocation by ITU-T
x	x	1	x	x	x	x	x	Reserved for allocation by ITU-T
x	x	0	0	0	0	0	0	No parameters in this octet

**Table 11.44.27 – Standard information field – G.992.5 Annex A  
downstream ATM TPS-TC #1 NPar(3) coding – Octet 1**

8		7		Bits						
				6	5	4	3	2	1	
x	x	x	x	x	x	x	x	x	x	G.992.5 Annex A downstream ATM TPS-TC #1 NPar(3)s – Octet 1
										Net_min (minimum net data rate, bits 12 to 7)

**Table 11.44.27.1 – Standard information field – G.992.5 Annex A  
downstream ATM TPS-TC #1 NPar(3) coding – Octet 2**

8		7		Bits						
				6	5	4	3	2	1	
x	x	x	x	x	x	x	x	x	x	G.992.5 Annex A downstream ATM TPS-TC #1 NPar(3)s – Octet 2
										Net_min (minimum net data rate, bits 6 to 1)

**Table 11.44.27.2 – Standard information field – G.992.5 Annex A  
downstream ATM TPS-TC #1 NPar(3) coding – Octet 3**

8		7		Bits						
				6	5	4	3	2	1	
x	x	x	x	x	x	x	x	x	x	G.992.5 Annex A downstream ATM TPS-TC #1 NPar(3)s – Octet 3
										Net_max (maximum net data rate, bits 12 to 7)

**Table 11.44.27.3 – Standard information field – G.992.5 Annex A  
downstream ATM TPS-TC #1 NPar(3) coding – Octet 4**

8		7		Bits						
				6	5	4	3	2	1	
x	x	x	x	x	x	x	x	x	x	G.992.5 Annex A downstream ATM TPS-TC #1 NPar(3)s – Octet 4
										Net_max (maximum net data rate, bits 6 to 1)

**Table 11.44.27.4 – Standard information field – G.992.5 Annex A  
downstream ATM TPS-TC #1 NPar(3) coding – Octet 5**

8		7		Bits						
				6	5	4	3	2	1	
x	x	x	x	x	x	x	x	x	x	G.992.5 Annex A downstream ATM TPS-TC #1 NPar(3)s – Octet 5
										Net_reserve (minimum reserved net data rate, bits 12 to 7)

**Table 11.44.27.5 – Standard information field – G.992.5 Annex A  
downstream ATM TPS-TC #1 NPar(3) coding – Octet 6**

8		7		Bits						
				6	5	4	3	2	1	
x	x	x	x	x	x	x	x	x	x	G.992.5 Annex A downstream ATM TPS-TC #1 NPar(3)s – Octet 6
										Net_reserve (minimum reserved net data rate, bits 6 to 1)

**Table 11.44.27.6 – Standard information field – G.992.5 Annex A  
downstream ATM TPS-TC #1 NPar(3) coding – Octet 7**

8		7		Bits						
				6	5	4	3	2	1	
x	x	x	x	x	x	x	x	x	x	G.992.5 Annex A downstream ATM TPS-TC #1 NPar(3)s – Octet 7
										Delay_max (maximum delay) (n milliseconds, n = 0 to 63)

**Table 11.44.27.7 – Standard information field – G.992.5 Annex A downstream ATM TPS-TC #1 NPar(3) coding – Octet 8**

Bits								G.992.5 Annex A downstream ATM TPS-TC #1 NPar(3)s – Octet 8
8	7	6	5	4	3	2	1	
x	x					x	x	Error_max (maximum bit error ratio)
x	x			x	x			INP_min (minimum impulse noise protection) (bits 2 and 1)
x	x		x					Reserved for allocation by ITU-T
x	x	x						IMA_flag

**Table 11.44.27.8 – Standard information field – G.992.5 Annex A downstream ATM TPS-TC #1 NPar(3) coding – Octet 9**

Bits								G.992.5 Annex A downstream ATM TPS-TC #1 NPar(3)s – Octet 9
8	7	6	5	4	3	2	1	
x	x	x	x	x	x	x	x	INP_min (minimum impulse noise protection) (bits 8 to 3)

**Table 11.44.27.9 – Standard information field – G.992.5 Annex A downstream ATM TPS-TC #1 NPar(3) coding – Octet 10**

Bits								G.992.5 Annex A downstream ATM TPS-TC #1 NPar(3)s – Octet 10
8	7	6	5	4	3	2	1	
x	x	x	x	x	x	x	1	CIpolicy ZERO
x	x	x	x	x	x	1	x	CIpolicy ONE
x	x	x	x	x	1	x	x	Reserved for allocation by ITU-T
x	x	x	x	1	x	x	x	Reserved for allocation by ITU-T
x	x	x	1	x	x	x	x	Reserved for allocation by ITU-T
x	x	1	x	x	x	x	x	Reserved for allocation by ITU-T
x	x	0	0	0	0	0	0	No parameters in this octet

**Table 11.44.28 – Standard information field – G.992.5 Annex A upstream ATM TPS-TC #1 NPar(3) coding – Octet 1**

Bits								G.992.5 Annex A upstream ATM TPS-TC #1 NPar(3)s – Octet 1
8	7	6	5	4	3	2	1	
x	x	x	x	x	x	x	x	Net_min (minimum net data rate, bits 12 to 7)

**Table 11.44.28.1 – Standard information field – G.992.5 Annex A upstream ATM TPS-TC #1 NPar(3) coding – Octet 2**

Bits								G.992.5 Annex A upstream ATM TPS-TC #1 NPar(3)s – Octet 2
8	7	6	5	4	3	2	1	
x	x	x	x	x	x	x	x	Net_min (minimum net data rate, bits 6 to 1)

**Table 11.44.28.2 – Standard information field – G.992.5 Annex A upstream ATM TPS-TC #1 NPar(3) coding – Octet 3**

Bits								G.992.5 Annex A upstream ATM TPS-TC #1 NPar(3)s – Octet 3
8	7	6	5	4	3	2	1	
x	x	x	x	x	x	x	x	Net_max (maximum net data rate, bits 12 to 7)

**Table 11.44.28.3 – Standard information field – G.992.5 Annex A  
upstream ATM TPS-TC #1 NPar(3) coding – Octet 4**

		Bits						
8	7	6	5	4	3	2	1	
x	x	x	x	x	x	x	x	Net_max (maximum net data rate, bits 6 to 1)

**Table 11.44.28.4 – Standard information field – G.992.5 Annex A  
upstream ATM TPS-TC #1 NPar(3) coding – Octet 5**

		Bits						
8	7	6	5	4	3	2	1	
x	x	x	x	x	x	x	x	Net_reserve (minimum reserved net data rate, bits 12 to 7)

**Table 11.44.28.5 – Standard information field – G.992.5 Annex A  
upstream ATM TPS-TC #1 NPar(3) coding – Octet 6**

		Bits						
8	7	6	5	4	3	2	1	
x	x	x	x	x	x	x	x	Net_reserve (minimum reserved net data rate, bits 6 to 1)

**Table 11.44.28.6 – Standard information field – G.992.5 Annex A  
upstream ATM TPS-TC #1 NPar(3) coding – Octet 7**

		Bits						
8	7	6	5	4	3	2	1	
x	x	x	x	x	x	x	x	Delay_max (maximum delay) (n milliseconds, n = 0 to 63)

**Table 11.44.28.7 – Standard information field – G.992.5 Annex A  
upstream ATM TPS-TC #1 NPar(3) coding – Octet 8**

		Bits						
8	7	6	5	4	3	2	1	
x	x					x	x	Error_max (maximum bit error ratio)
x	x			x	x			INP_min (minimum impulse noise protection) (bits 2 and 1)
x	x		x					Reserved for allocation by ITU-T
x	x	x						IMA_flag

**Table 11.44.28.8 – Standard information field – G.992.5 Annex A  
upstream ATM TPS-TC #1 NPar(3) coding – Octet 9**

		Bits						
8	7	6	5	4	3	2	1	
x	x	x	x	x	x	x	x	INP_min (minimum impulse noise protection) (bits 8 to 3)

**Table 11.44.28.9 – Standard information field – G.992.5 Annex A  
upstream ATM TPS-TC #1 NPar(3) coding – Octet 10**

		Bits						
8	7	6	5	4	3	2	1	
x	x	x	x	x	x	x	1	CIpolicy ZERO
x	x	x	x	x	x	1	x	CIpolicy ONE
x	x	x	x	x	1	x	x	Reserved for allocation by ITU-T
x	x	x	x	1	x	x	x	Reserved for allocation by ITU-T
x	x	x	1	x	x	x	x	Reserved for allocation by ITU-T
x	x	1	x	x	x	x	x	Reserved for allocation by ITU-T
x	x	0	0	0	0	0	0	No parameters in this octet

**Table 11.44.29 – Standard information field – G.992.5 Annex A  
downstream PTM TPS-TC #1 NPar(3) coding – Octet 1**

		Bits						
8	7	6	5	4	3	2	1	
x	x	x	x	x	x	x	x	Net_min (minimum net data rate, bits 12 to 7)

**Table 11.44.29.1 – Standard information field – G.992.5 Annex A  
downstream PTM TPS-TC #1 NPar(3) coding – Octet 2**

		Bits						
8	7	6	5	4	3	2	1	
x	x	x	x	x	x	x	x	Net_min (minimum net data rate, bits 6 to 1)

**Table 11.44.29.2 – Standard information field – G.992.5 Annex A  
downstream PTM TPS-TC #1 NPar(3) coding – Octet 3**

		Bits						
8	7	6	5	4	3	2	1	
x	x	x	x	x	x	x	x	Net_max (maximum net data rate, bits 12 to 7)

**Table 11.44.29.3 – Standard information field – G.992.5 Annex A  
downstream PTM TPS-TC #1 NPar(3) coding – Octet 4**

		Bits						
8	7	6	5	4	3	2	1	
x	x	x	x	x	x	x	x	Net_max (maximum net data rate, bits 6 to 1)

**Table 11.44.29.4 – Standard information field – G.992.5 Annex A  
downstream PTM TPS-TC #1 NPar(3) coding – Octet 5**

		Bits						
8	7	6	5	4	3	2	1	
x	x	x	x	x	x	x	x	Net_reserve (minimum reserved net data rate, bits 12 to 7)

**Table 11.44.29.5 – Standard information field – G.992.5 Annex A  
downstream PTM TPS-TC #1 NPar(3) coding – Octet 6**

		Bits						
8	7	6	5	4	3	2	1	
x	x	x	x	x	x	x	x	G.992.5 Annex A downstream PTM TPS-TC #1 NPar(3)s – Octet 6
								Net_reserve (minimum reserved net data rate, bits 6 to 1)

**Table 11.44.29.6 – Standard information field – G.992.5 Annex A  
downstream PTM TPS-TC #1 NPar(3) coding – Octet 7**

		Bits						
8	7	6	5	4	3	2	1	
x	x	x	x	x	x	x	x	G.992.5 Annex A downstream PTM TPS-TC #1 NPar(3)s – Octet 7
								Delay_max (maximum delay) (n milliseconds, n = 0 to 63)

**Table 11.44.29.7 – Standard information field – G.992.5 Annex A  
downstream PTM TPS-TC #1 NPar(3) coding – Octet 8**

		Bits						
8	7	6	5	4	3	2	1	
x	x					x	x	G.992.5 Annex A downstream PTM TPS-TC #1 NPar(3)s – Octet 8
								Error_max (maximum bit error ratio)
x	x			x	x			INP_min (minimum impulse noise protection) (bits 2 and 1)
x	x		x					Reserved for allocation by ITU-T
x	x	x						Reserved for allocation by ITU-T

**Table 11.44.29.8 – Standard information field – G.992.5 Annex A  
downstream PTM TPS-TC #1 NPar(3) coding – Octet 9**

		Bits						
8	7	6	5	4	3	2	1	
x	x	x	x	x	x	x	x	G.992.5 Annex A downstream PTM TPS-TC #1 NPar(3)s – Octet 9
								INP_min (minimum impulse noise protection) (bits 8 to 3)

**Table 11.44.29.9 – Standard information field – G.992.5 Annex A  
downstream PTM TPS-TC #1 NPar(3) coding – Octet 10**

		Bits						
8	7	6	5	4	3	2	1	
x	x	x	x	x	x	x	1	G.992.5 Annex A downstream PTM TPS-TC #1 NPar(3)s – Octet 10
								HDLC encapsulation
x	x	x	x	x	x	1	x	Reserved by ITU-T
x	x	x	x	x	1	x	x	Reserved by ITU-T
x	x	x	x	1	x	x	x	64/65-octet encapsulation with short packets
x	x	x	1	x	x	x	x	64/65-octet encapsulation with pre-emption
x	x	1	x	x	x	x	x	64/65-octet encapsulation supported



**Table 11.44.29.10 – Standard information field – G.992.5 Annex A  
downstream PTM TPS-TC #1 NPar(3) coding – Octet 11**

8 7		Bits					G.992.5 Annex A downstream PTM TPS-TC #1 NPar(3)s – Octet 11	
8	7	6	5	4	3	2		1
x	x	x	x	x	x	x	1	CIpolicy ZERO
x	x	x	x	x	x	1	x	CIpolicy ONE
x	x	x	x	x	1	x	x	Reserved for allocation by ITU-T
x	x	x	x	1	x	x	x	Reserved for allocation by ITU-T
x	x	x	1	x	x	x	x	Reserved for allocation by ITU-T
x	x	1	x	x	x	x	x	Reserved for allocation by ITU-T
x	x	0	0	0	0	0	0	No parameters in this octet

**Table 11.44.30 – Standard information field – G.992.5 Annex A  
upstream PTM TPS-TC #1 NPar(3) coding – Octet 1**

8 7		Bits					G.992.5 Annex A upstream PTM TPS-TC #1 NPar(3)s – Octet 1	
8	7	6	5	4	3	2		1
x	x	x	x	x	x	x	x	Net_min (minimum net data rate, bits 12 to 7)

**Table 11.44.30.1 – Standard information field – G.992.5 Annex A  
upstream PTM TPS-TC #1 NPar(3) coding – Octet 2**

8 7		Bits					G.992.5 Annex A upstream PTM TPS-TC #1 NPar(3)s – Octet 2	
8	7	6	5	4	3	2		1
x	x	x	x	x	x	x	x	Net_min (minimum net data rate, bits 6 to 1)

**Table 11.44.30.2 – Standard information field – G.992.5 Annex A  
upstream PTM TPS-TC #1 NPar(3) coding – Octet 3**

8 7		Bits					G.992.5 Annex A upstream PTM TPS-TC #1 NPar(3)s – Octet 3	
8	7	6	5	4	3	2		1
x	x	x	x	x	x	x	x	Net_max (maximum net data rate, bits 12 to 7)

**Table 11.44.30.3 – Standard information field – G.992.5 Annex A  
upstream PTM TPS-TC #1 NPar(3) coding – Octet 4**

8 7		Bits					G.992.5 Annex A upstream PTM TPS-TC #1 NPar(3)s – Octet 4	
8	7	6	5	4	3	2		1
x	x	x	x	x	x	x	x	Net_max (maximum net data rate, bits 6 to 1)

**Table 11.44.30.4 – Standard information field – G.992.5 Annex A  
upstream PTM TPS-TC #1 NPar(3) coding – Octet 5**

8 7		Bits					G.992.5 Annex A upstream PTM TPS-TC #1 NPar(3)s – Octet 5	
8	7	6	5	4	3	2		1
x	x	x	x	x	x	x	x	Net_reserve (minimum reserved net data rate, bits 12 to 7)

**Table 11.44.30.5 – Standard information field – G.992.5 Annex A  
upstream PTM TPS-TC #1 NPar(3) coding – Octet 6**

		Bits						
8	7	6	5	4	3	2	1	
x	x	x	x	x	x	x	x	Net_reserve (minimum reserved net data rate, bits 6 to 1)

**Table 11.44.30.6 – Standard information field – G.992.5 Annex A  
upstream PTM TPS-TC #1 NPar(3) coding – Octet 7**

		Bits						
8	7	6	5	4	3	2	1	
x	x	x	x	x	x	x	x	Delay_max (maximum delay) (n milliseconds, n = 0 to 63)

**Table 11.44.30.7 – Standard information field – G.992.5 Annex A  
upstream PTM TPS-TC #1 NPar(3) coding – Octet 8**

		Bits						
8	7	6	5	4	3	2	1	
x	x					x	x	Error_max (maximum bit error ratio)
x	x			x	x			INP_min (minimum impulse noise protection) (bits 2 and 1)
x	x		x					Reserved for allocation by ITU-T
x	x	x						Reserved for allocation by ITU-T

**Table 11.44.30.8 – Standard information field – G.992.5 Annex A  
upstream PTM TPS-TC #1 NPar(3) coding – Octet 9**

		Bits						
8	7	6	5	4	3	2	1	
x	x	x	x	x	x	x	x	INP_min (minimum impulse noise protection) (bits 8 to 3)

**Table 11.44.30.9 – Standard information field – G.992.5 Annex A  
upstream PTM TPS-TC #1 NPar(3) coding – Octet 10**

		Bits						
8	7	6	5	4	3	2	1	
x	x	x	x	x	x	x	1	HDLC encapsulation
x	x	x	x	x	x	1	x	Reserved by ITU-T
x	x	x	x	x	1	x	x	Reserved by ITU-T
x	x	x	x	1	x	x	x	64/65-octet encapsulation with short packets
x	x	x	1	x	x	x	x	64/65-octet encapsulation with pre-emption
x	x	1	x	x	x	x	x	64/65-octet encapsulation supported

**Table 11.44.30.10 – Standard information field – G.992.5 Annex A  
upstream PTM TPS-TC #1 NPar(3) coding – Octet 11**

Bits								G.992.5 Annex A upstream PTM TPS-TC #1 NPar(3)s – Octet 11
8	7	6	5	4	3	2	1	
x	x	x	x	x	x	x	1	Cpolicy ZERO
x	x	x	x	x	x	1	x	Cpolicy ONE
x	x	x	x	x	1	x	x	Reserved for allocation by ITU-T
x	x	x	x	1	x	x	x	Reserved for allocation by ITU-T
x	x	x	1	x	x	x	x	Reserved for allocation by ITU-T
x	x	1	x	x	x	x	x	Reserved for allocation by ITU-T
x	x	0	0	0	0	0	0	No parameters in this octet

**Table 11.44.31 – Standard information field – G.992.5 Annex A  
downstream PMS-TC latency path #1 NPar(3) coding – Octet 1**

Bits								G.992.5 Annex A downstream PMS-TC latency path #1 NPar(3)s – Octet 1
8	7	6	5	4	3	2	1	
x	x	x	x	x	x	x	x	Net_max (maximum net data rate, bits 12 to 7)

**Table 11.44.31.1 – Standard information field – G.992.5 Annex A  
downstream PMS-TC latency path #1 NPar(3) coding – Octet 2**

Bits								G.992.5 Annex A downstream PMS-TC latency path #1 NPar(3)s – Octet 2
8	7	6	5	4	3	2	1	
x	x	x	x	x	x	x	x	Net_max (maximum net data rate, bits 6 to 1)

**Table 11.44.31.2 – Standard information field – G.992.5 Annex A  
downstream PMS-TC latency path #1 NPar(3) coding – Octet 3**

Bits								G.992.5 Annex A downstream PMS-TC latency path #1 NPar(3)s – Octet 3
8	7	6	5	4	3	2	1	
x	x			x	x	x	x	$R_{1\max}$ value ( $2^n$ , $n = 0$ to $15$ )
x	x	x	x					Reserved for allocation by ITU-T

**Table 11.44.31.3 – Standard information field – G.992.5 Annex A  
downstream PMS-TC latency path #1 NPar(3) coding – Octet 4**

Bits								G.992.5 Annex A downstream PMS-TC latency path #1 NPar(3)s – Octet 4
8	7	6	5	4	3	2	1	
x	x				x	x	x	$D_{1\max}$ value ( $2^n$ , $n = 0$ to $7$ )
x	x	x	x	x				Reserved for allocation by ITU-T

**Table 11.44.32 – Standard information field – G.992.5 Annex A  
upstream PMS-TC latency path #1 NPar(3) coding – Octet 1**

Bits								G.992.5 Annex A upstream PMS-TC latency path #1 NPar(3)s – Octet 1
8	7	6	5	4	3	2	1	
x	x	x	x	x	x	x	x	Net_max (maximum net data rate, bits 12 to 7)

**Table 11.44.32.1 – Standard information field – G.992.5 Annex A upstream PMS-TC latency path #1 NPar(3) coding – Octet 2**

		Bits						
8	7	6	5	4	3	2	1	
x	x	x	x	x	x	x	x	G.992.5 Annex A upstream PMS-TC latency path #1 NPar(3)s – Octet 2
								Net_max (maximum net data rate, bits 6 to 1)

**Table 11.44.32.2 – Standard information field – G.992.5 Annex A upstream PMS-TC latency path #1 NPar(3) coding – Octet 3**

		Bits						
8	7	6	5	4	3	2	1	
x	x			x	x	x	x	G.992.5 Annex A upstream PMS-TC latency path #1 NPar(3)s – Octet 3
		x	x					$R_{1\max}$ value ( $2^n$ , $n = 0$ to 15)
								Reserved for allocation by ITU-T

**Table 11.44.32.3 – Standard information field – G.992.5 Annex A upstream PMS-TC latency path #1 NPar(3) coding – Octet 4**

		Bits						
8	7	6	5	4	3	2	1	
x	x				x	x	x	G.992.5 Annex A upstream PMS-TC latency path #1 NPar(3)s – Octet 4
		x	x	x				$D_{1\max}$ value ( $2^n$ , $n = 0$ to 7)
								Reserved for allocation by ITU-T

**Table 11.44.37 – Standard information field – G.992.5 Annex A downstream STM TPS-TC #2 NPar(3) coding – Octet 1**

		Bits						
8	7	6	5	4	3	2	1	
x	x	x	x	x	x	x	x	G.992.5 Annex A downstream STM TPS-TC #2 NPar(3)s – Octet 1
								Net_min (minimum net data rate, bits 12 to 7)

**Table 11.44.37.1 – Standard information field – G.992.5 Annex A downstream STM TPS-TC #2 NPar(3) coding – Octet 2**

		Bits						
8	7	6	5	4	3	2	1	
x	x	x	x	x	x	x	x	G.992.5 Annex A downstream STM TPS-TC #2 NPar(3)s – Octet 2
								Net_min (minimum net data rate, bits 6 to 1)

**Table 11.44.37.2 – Standard information field – G.992.5 Annex A downstream STM TPS-TC #2 NPar(3) coding – Octet 3**

		Bits						
8	7	6	5	4	3	2	1	
x	x	x	x	x	x	x	x	G.992.5 Annex A downstream STM TPS-TC #2 NPar(3)s – Octet 3
								Net_max (maximum net data rate, bits 12 to 7)

**Table 11.44.37.3 – Standard information field – G.992.5 Annex A downstream STM TPS-TC #2 NPar(3) coding – Octet 4**

		Bits						
8	7	6	5	4	3	2	1	
x	x	x	x	x	x	x	x	G.992.5 Annex A downstream STM TPS-TC #2 NPar(3)s – Octet 4
								Net_max (maximum net data rate, bits 6 to 1)

**Table 11.44.37.4 – Standard information field – G.992.5 Annex A downstream STM TPS-TC #2 NPar(3) coding – Octet 5**

		Bits						
8	7	6	5	4	3	2	1	
x	x	x	x	x	x	x	x	Net_reserve (minimum reserved net data rate, bits 12 to 7)

**Table 11.44.37.5 – Standard information field – G.992.5 Annex A downstream STM TPS-TC #2 NPar(3) coding – Octet 6**

		Bits						
8	7	6	5	4	3	2	1	
x	x	x	x	x	x	x	x	Net_reserve (minimum reserved net data rate, bits 6 to 1)

**Table 11.44.37.6 – Standard information field – G.992.5 Annex A downstream STM TPS-TC #2 NPar(3) coding – Octet 7**

		Bits						
8	7	6	5	4	3	2	1	
x	x	x	x	x	x	x	x	Delay_max (maximum delay) (n milliseconds, n = 0 to 63)

**Table 11.44.37.7 – Standard information field – G.992.5 Annex A downstream STM TPS-TC #2 NPar(3) coding – Octet 8**

		Bits						
8	7	6	5	4	3	2	1	
x	x					x	x	Error_max (maximum bit error ratio)
x	x			x	x			INP_min (minimum impulse noise protection) (bits 2 and 1)
x	x		x					Reserved for allocation by ITU-T
x	x	x						Reserved for allocation by ITU-T

**Table 11.44.37.8 – Standard information field – G.992.5 Annex A downstream STM TPS-TC #2 NPar(3) coding – Octet 9**

		Bits						
8	7	6	5	4	3	2	1	
x	x	x	x	x	x	x	x	INP_min (minimum impulse noise protection) (bits 8 to 3)

**Table 11.44.37.9 – Standard information field – G.992.5 Annex A downstream STM TPS-TC #2 NPar(3) coding – Octet 10**

		Bits						
8	7	6	5	4	3	2	1	
x	x	x	x	x	x	x	1	CIpolicy ZERO
x	x	x	x	x	x	1	x	CIpolicy ONE
x	x	x	x	x	1	x	x	Reserved for allocation by ITU-T
x	x	x	x	1	x	x	x	Reserved for allocation by ITU-T
x	x	x	1	x	x	x	x	Reserved for allocation by ITU-T
x	x	1	x	x	x	x	x	Reserved for allocation by ITU-T
x	x	0	0	0	0	0	0	No parameters in this octet

**Table 11.44.38 – Standard information field – G.992.5 Annex A  
upstream STM TPS-TC #2 NPar(3) coding – Octet 1**

8		7		Bits							G.992.5 Annex A upstream STM TPS-TC #2 NPar(3)s – Octet 1
8	7	6	5	4	3	2	1				
x	x	x	x	x	x	x	x	x	x	Net_min (minimum net data rate, bits 12 to 7)	

**Table 11.44.38.1 – Standard information field – G.992.5 Annex A  
upstream STM TPS-TC #2 NPar(3) coding – Octet 2**

8		7		Bits							G.992.5 Annex A upstream STM TPS-TC #2 NPar(3)s – Octet 2
8	7	6	5	4	3	2	1				
x	x	x	x	x	x	x	x	x	x	Net_min (minimum net data rate, bits 6 to 1)	

**Table 11.44.38.2 – Standard information field – G.992.5 Annex A  
upstream STM TPS-TC #2 NPar(3) coding – Octet 3**

8		7		Bits							G.992.5 Annex A upstream STM TPS-TC #2 NPar(3)s – Octet 3
8	7	6	5	4	3	2	1				
x	x	x	x	x	x	x	x	x	x	Net_max (maximum net data rate, bits 12 to 7)	

**Table 11.44.38.3 – Standard information field – G.992.5 Annex A  
upstream STM TPS-TC #2 NPar(3) coding – Octet 4**

8		7		Bits							G.992.5 Annex A upstream STM TPS-TC #2 NPar(3)s – Octet 4
8	7	6	5	4	3	2	1				
x	x	x	x	x	x	x	x	x	x	Net_max (maximum net data rate, bits 6 to 1)	

**Table 11.44.38.4 – Standard information field – G.992.5 Annex A  
upstream STM TPS-TC #2 NPar(3) coding – Octet 5**

8		7		Bits							G.992.5 Annex A upstream STM TPS-TC #2 NPar(3)s – Octet 5
8	7	6	5	4	3	2	1				
x	x	x	x	x	x	x	x	x	x	Net_reserve (minimum reserved net data rate, bits 12 to 7)	

**Table 11.44.38.5 – Standard information field – G.992.5 Annex A  
upstream STM TPS-TC #2 NPar(3) coding – Octet 6**

8		7		Bits							G.992.5 Annex A upstream STM TPS-TC #2 NPar(3)s – Octet 6
8	7	6	5	4	3	2	1				
x	x	x	x	x	x	x	x	x	x	Net_reserve (minimum reserved net data rate, bits 6 to 1)	

**Table 11.44.38.6 – Standard information field – G.992.5 Annex A  
upstream STM TPS-TC #2 NPar(3) coding – Octet 7**

8		7		Bits							G.992.5 Annex A upstream STM TPS-TC #2 NPar(3)s – Octet 7
8	7	6	5	4	3	2	1				
x	x	x	x	x	x	x	x	x	x	Delay_max (maximum delay) (n milliseconds, n = 0 to 63)	

**Table 11.44.38.7 – Standard information field – G.992.5 Annex A  
upstream STM TPS-TC #2 NPar(3) coding – Octet 8**

		Bits						
8	7	6	5	4	3	2	1	
x	x					x	x	Error_max (maximum bit error ratio)
x	x			x	x			INP_min (minimum impulse noise protection) (bits 2 and 1)
x	x		x					Reserved for allocation by ITU-T
x	x	x						Reserved for allocation by ITU-T

**Table 11.44.38.8 – Standard information field – G.992.5 Annex A  
upstream STM TPS-TC #2 NPar(3) coding – Octet 9**

		Bits						
8	7	6	5	4	3	2	1	
x	x	x	x	x	x	x	x	INP_min (minimum impulse noise protection) (bits 8 to 3)

**Table 11.44.38.9 – Standard information field – G.992.5 Annex A  
upstream STM TPS-TC #2 NPar(3) coding – Octet 10**

		Bits						
8	7	6	5	4	3	2	1	
x	x	x	x	x	x	x	1	CIpolicy ZERO
x	x	x	x	x	x	1	x	CIpolicy ONE
x	x	x	x	x	1	x	x	Reserved for allocation by ITU-T
x	x	x	x	1	x	x	x	Reserved for allocation by ITU-T
x	x	x	1	x	x	x	x	Reserved for allocation by ITU-T
x	x	1	x	x	x	x	x	Reserved for allocation by ITU-T
x	x	0	0	0	0	0	0	No parameters in this octet

**Table 11.44.39 – Standard information field – G.992.5 Annex A  
downstream ATM TPS-TC #2 NPar(3) coding – Octet 1**

		Bits						
8	7	6	5	4	3	2	1	
x	x	x	x	x	x	x	x	Net_min (minimum net data rate, bits 12 to 7)

**Table 11.44.39.1 – Standard information field – G.992.5 Annex A  
downstream ATM TPS-TC #2 NPar(3) coding – Octet 2**

		Bits						
8	7	6	5	4	3	2	1	
x	x	x	x	x	x	x	x	Net_min (minimum net data rate, bits 6 to 1)

**Table 11.44.39.2 – Standard information field – G.992.5 Annex A  
downstream ATM TPS-TC #2 NPar(3) coding – Octet 3**

		Bits						
8	7	6	5	4	3	2	1	
x	x	x	x	x	x	x	x	Net_max (maximum net data rate, bits 12 to 7)

**Table 11.44.39.3 – Standard information field – G.992.5 Annex A downstream ATM TPS-TC #2 NPar(3) coding – Octet 4**

		Bits						
8	7	6	5	4	3	2	1	
x	x	x	x	x	x	x	x	Net_max (maximum net data rate, bits 6 to 1)

**Table 11.44.39.4 – Standard information field – G.992.5 Annex A downstream ATM TPS-TC #2 NPar(3) coding – Octet 5**

		Bits						
8	7	6	5	4	3	2	1	
x	x	x	x	x	x	x	x	Net_reserve (minimum reserved net data rate, bits 12 to 7)

**Table 11.44.39.5 – Standard information field – G.992.5 Annex A downstream ATM TPS-TC #2 NPar(3) coding – Octet 6**

		Bits						
8	7	6	5	4	3	2	1	
x	x	x	x	x	x	x	x	Net_reserve (minimum reserved net data rate, bits 6 to 1)

**Table 11.44.39.6 – Standard information field – G.992.5 Annex A downstream ATM TPS-TC #2 NPar(3) coding – Octet 7**

		Bits						
8	7	6	5	4	3	2	1	
x	x	x	x	x	x	x	x	Delay_max (maximum delay) (n milliseconds, n = 0 to 63)

**Table 11.44.39.7 – Standard information field – G.992.5 Annex A downstream ATM TPS-TC #2 NPar(3) coding – Octet 8**

		Bits						
8	7	6	5	4	3	2	1	
x	x					x	x	Error_max (maximum bit error ratio)
x	x			x	x			INP_min (minimum impulse noise protection) (bits 2 and 1)
x	x		x					Reserved for allocation by ITU-T
x	x	x						IMA_flag

**Table 11.44.39.8 – Standard information field – G.992.5 Annex A downstream ATM TPS-TC #2 NPar(3) coding – Octet 9**

		Bits						
8	7	6	5	4	3	2	1	
x	x	x	x	x	x	x	x	INP_min (minimum impulse noise protection) (bits 8 to 3)



**Table 11.44.39.9 – Standard information field – G.992.5 Annex A  
downstream ATM TPS-TC #2 NPar(3) coding – Octet 10**

		Bits						
8	7	6	5	4	3	2	1	
x	x	x	x	x	x	x	1	CIpolicy ZERO
x	x	x	x	x	x	1	x	CIpolicy ONE
x	x	x	x	x	1	x	x	Reserved for allocation by ITU-T
x	x	x	x	1	x	x	x	Reserved for allocation by ITU-T
x	x	x	1	x	x	x	x	Reserved for allocation by ITU-T
x	x	1	x	x	x	x	x	Reserved for allocation by ITU-T
x	x	0	0	0	0	0	0	No parameters in this octet

**Table 11.44.40 – Standard information field – G.992.5 Annex A  
upstream ATM TPS-TC #2 NPar(3) coding – Octet 1**

		Bits						
8	7	6	5	4	3	2	1	
x	x	x	x	x	x	x	x	Net_min (minimum net data rate, bits 12 to 7)

**Table 11.44.40.1 – Standard information field – G.992.5 Annex A  
upstream ATM TPS-TC #2 NPar(3) coding – Octet 2**

		Bits						
8	7	6	5	4	3	2	1	
x	x	x	x	x	x	x	x	Net_min (minimum net data rate, bits 6 to 1)

**Table 11.44.40.2 – Standard information field – G.992.5 Annex A  
upstream ATM TPS-TC #2 NPar(3) coding – Octet 3**

		Bits						
8	7	6	5	4	3	2	1	
x	x	x	x	x	x	x	x	Net_max (maximum net data rate, bits 12 to 7)

**Table 11.44.40.3 – Standard information field – G.992.5 Annex A  
upstream ATM TPS-TC #2 NPar(3) coding – Octet 4**

		Bits						
8	7	6	5	4	3	2	1	
x	x	x	x	x	x	x	x	Net_max (maximum net data rate, bits 6 to 1)

**Table 11.44.40.4 – Standard information field – G.992.5 Annex A  
upstream ATM TPS-TC #2 NPar(3) coding – Octet 5**

		Bits						
8	7	6	5	4	3	2	1	
x	x	x	x	x	x	x	x	Net_reserve (minimum reserved net data rate, bits 12 to 7)

**Table 11.44.40.5 – Standard information field – G.992.5 Annex A  
upstream ATM TPS-TC #2 NPar(3) coding – Octet 6**

		Bits						
8	7	6	5	4	3	2	1	
x	x	x	x	x	x	x	x	Net_reserve (minimum reserved net data rate, bits 6 to 1)

**Table 11.44.40.6 – Standard information field – G.992.5 Annex A  
upstream ATM TPS-TC #2 NPar(3) coding – Octet 7**

		Bits						
8	7	6	5	4	3	2	1	
x	x	x	x	x	x	x	x	Delay_max (maximum delay) (n milliseconds, n = 0 to 63)

**Table 11.44.40.7 – Standard information field – G.992.5 Annex A  
upstream ATM TPS-TC #2 NPar(3) coding – Octet 8**

		Bits						
8	7	6	5	4	3	2	1	
x	x					x	x	Error_max (maximum bit error ratio)
x	x			x	x			INP_min (minimum impulse noise protection) (bits 2 and 1)
x	x		x					Reserved for allocation by ITU-T
x	x	x						IMA_flag

**Table 11.44.40.8 – Standard information field – G.992.5 Annex A  
upstream ATM TPS-TC #2 NPar(3) coding – Octet 9**

		Bits						
8	7	6	5	4	3	2	1	
x	x	x	x	x	x	x	x	INP_min (minimum impulse noise protection) (bits 8 to 3)

**Table 11.44.40.9 – Standard information field – G.992.5 Annex A  
upstream ATM TPS-TC #2 NPar(3) coding – Octet 10**

		Bits						
8	7	6	5	4	3	2	1	
x	x	x	x	x	x	x	1	Cipolicy ZERO
x	x	x	x	x	x	1	x	Cipolicy ONE
x	x	x	x	x	1	x	x	Reserved for allocation by ITU-T
x	x	x	x	1	x	x	x	Reserved for allocation by ITU-T
x	x	x	1	x	x	x	x	Reserved for allocation by ITU-T
x	x	1	x	x	x	x	x	Reserved for allocation by ITU-T
x	x	0	0	0	0	0	0	No parameters in this octet

**Table 11.44.41 – Standard information field – G.992.5 Annex A  
downstream PTM TPS-TC #2 NPar(3) coding – Octet 1**

		Bits						
8	7	6	5	4	3	2	1	
x	x	x	x	x	x	x	x	Net_min (minimum net data rate, bits 12 to 7)

**Table 11.44.41.1 – Standard information field – G.992.5 Annex A downstream PTM TPS-TC #2 NPar(3) coding – Octet 2**

		Bits						
8	7	6	5	4	3	2	1	
x	x	x	x	x	x	x	x	G.992.5 Annex A downstream PTM TPS-TC #2 NPar(3)s – Octet 2
								Net_min (minimum net data rate, bits 6 to 1)

**Table 11.44.41.2 – Standard information field – G.992.5 Annex A downstream PTM TPS-TC #2 NPar(3) coding – Octet 3**

		Bits						
8	7	6	5	4	3	2	1	
x	x	x	x	x	x	x	x	G.992.5 Annex A downstream PTM TPS-TC #2 NPar(3)s – Octet 3
								Net_max (maximum net data rate, bits 12 to 7)

**Table 11.44.41.3 – Standard information field – G.992.5 Annex A downstream PTM TPS-TC #2 NPar(3) coding – Octet 4**

		Bits						
8	7	6	5	4	3	2	1	
x	x	x	x	x	x	x	x	G.992.5 Annex A downstream PTM TPS-TC #2 NPar(3)s – Octet 4
								Net_max (maximum net data rate, bits 6 to 1)

**Table 11.44.41.4 – Standard information field – G.992.5 Annex A downstream PTM TPS-TC #2 NPar(3) coding – Octet 5**

		Bits						
8	7	6	5	4	3	2	1	
x	x	x	x	x	x	x	x	G.992.5 Annex A downstream PTM TPS-TC #2 NPar(3)s – Octet 5
								Net_reserve (minimum reserved net data rate, bits 12 to 7)

**Table 11.44.41.5 – Standard information field – G.992.5 Annex A downstream PTM TPS-TC #2 NPar(3) coding – Octet 6**

		Bits						
8	7	6	5	4	3	2	1	
x	x	x	x	x	x	x	x	G.992.5 Annex A downstream PTM TPS-TC #2 NPar(3)s – Octet 6
								Net_reserve (minimum reserved net data rate, bits 6 to 1)

**Table 11.44.41.6 – Standard information field – G.992.5 Annex A downstream PTM TPS-TC #2 NPar(3) coding – Octet 7**

		Bits						
8	7	6	5	4	3	2	1	
x	x	x	x	x	x	x	x	G.992.5 Annex A downstream PTM TPS-TC #2 NPar(3)s – Octet 7
								Delay_max (maximum delay) (n milliseconds, n = 0 to 63)

**Table 11.44.41.7 – Standard information field – G.992.5 Annex A downstream PTM TPS-TC #2 NPar(3) coding – Octet 8**

		Bits						
8	7	6	5	4	3	2	1	
x	x					x	x	G.992.5 Annex A downstream PTM TPS-TC #2 NPar(3)s – Octet 8
								Error_max (maximum bit error ratio)
x	x			x	x			INP_min (minimum impulse noise protection) (bits 2 and 1)
x	x		x					Reserved for allocation by ITU-T
x	x	x						Reserved for allocation by ITU-T

**Table 11.44.41.8 – Standard information field – G.992.5 Annex A  
downstream PTM TPS-TC #2 NPar(3) coding – Octet 9**

		Bits						
8	7	6	5	4	3	2	1	
x	x	x	x	x	x	x	x	G.992.5 Annex A downstream PTM TPS-TC #2 NPar(3)s – Octet 9
								INP_min (minimum impulse noise protection) (bits 8 to 3)

**Table 11.44.41.9 – Standard information field – G.992.5 Annex A  
downstream PTM TPS-TC #2 NPar(3) coding – Octet 10**

		Bits						
8	7	6	5	4	3	2	1	
x	x	x	x	x	x	x	1	HDLC encapsulation
x	x	x	x	x	x	1	x	Reserved by ITU-T
x	x	x	x	x	1	x	x	Reserved by ITU-T
x	x	x	x	1	x	x	x	64/65-octet encapsulation with short packets
x	x	x	1	x	x	x	x	64/65-octet encapsulation with pre-emption
x	x	1	x	x	x	x	x	64/65-octet encapsulation supported

**Table 11.44.41.10 – Standard information field – G.992.5 Annex A  
downstream PTM TPS-TC #2 NPar(3) coding – Octet 11**

		Bits						
8	7	6	5	4	3	2	1	
x	x	x	x	x	x	x	1	CIpolicy ZERO
x	x	x	x	x	x	1	x	CIpolicy ONE
x	x	x	x	x	1	x	x	Reserved for allocation by ITU-T
x	x	x	x	1	x	x	x	Reserved for allocation by ITU-T
x	x	x	1	x	x	x	x	Reserved for allocation by ITU-T
x	x	1	x	x	x	x	x	Reserved for allocation by ITU-T
x	x	0	0	0	0	0	0	No parameters in this octet

**Table 11.44.42 – Standard information field – G.992.5 Annex A  
upstream PTM TPS-TC #2 NPar(3) coding – Octet 1**

		Bits						
8	7	6	5	4	3	2	1	
x	x	x	x	x	x	x	x	G.992.5 Annex A upstream PTM TPS-TC #2 NPar(3)s – Octet 1
								Net_min (minimum net data rate, bits 12 to 7)

**Table 11.44.42.1 – Standard information field – G.992.5 Annex A  
upstream PTM TPS-TC #2 NPar(3) coding – Octet 2**

		Bits						
8	7	6	5	4	3	2	1	
x	x	x	x	x	x	x	x	G.992.5 Annex A upstream PTM TPS-TC #2 NPar(3)s – Octet 2
								Net_min (minimum net data rate, bits 6 to 1)

**Table 11.44.42.2 – Standard information field – G.992.5 Annex A upstream PTM TPS-TC #2 NPar(3) coding – Octet 3**

8		7		Bits						
				6	5	4	3	2	1	
x	x	x	x	x	x	x	x	x	x	Net_max (maximum net data rate, bits 12 to 7)

**Table 11.44.42.3 – Standard information field – G.992.5 Annex A upstream PTM TPS-TC #2 NPar(3) coding – Octet 4**

8		7		Bits						
				6	5	4	3	2	1	
x	x	x	x	x	x	x	x	x	x	Net_max (maximum net data rate, bits 6 to 1)

**Table 11.44.42.4 – Standard information field – G.992.5 Annex A upstream PTM TPS-TC #2 NPar(3) coding – Octet 5**

8		7		Bits						
				6	5	4	3	2	1	
x	x	x	x	x	x	x	x	x	x	Net_reserve (minimum reserved net data rate, bits 12 to 7)

**Table 11.44.42.5 – Standard information field – G.992.5 Annex A upstream PTM TPS-TC #2 NPar(3) coding – Octet 6**

8		7		Bits						
				6	5	4	3	2	1	
x	x	x	x	x	x	x	x	x	x	Net_reserve (minimum reserved net data rate, bits 6 to 1)

**Table 11.44.42.6 – Standard information field – G.992.5 Annex A upstream PTM TPS-TC #2 NPar(3) coding – Octet 7**

8		7		Bits						
				6	5	4	3	2	1	
x	x	x	x	x	x	x	x	x	x	Delay_max (maximum delay) (n milliseconds, n = 0 to 63)

**Table 11.44.42.7 – Standard information field – G.992.5 Annex A upstream PTM TPS-TC #2 NPar(3) coding – Octet 8**

8		7		Bits						
				6	5	4	3	2	1	
x	x							x	x	Error_max (maximum bit error ratio)
x	x					x	x			INP_min (minimum impulse noise protection) (bits 2 and 1)
x	x				x					Reserved for allocation by ITU-T
x	x			x						Reserved for allocation by ITU-T

**Table 11.44.42.8 – Standard information field – G.992.5 Annex A upstream PTM TPS-TC #2 NPar(3) coding – Octet 9**

8		7		Bits						
				6	5	4	3	2	1	
x	x	x	x	x	x	x	x	x	x	INP_min (minimum impulse noise protection) (bits 8 to 3)

**Table 11.44.42.9 – Standard information field – G.992.5 Annex A  
upstream PTM TPS-TC #2 NPar(3) coding – Octet 10**

		Bits						
8	7	6	5	4	3	2	1	
x	x	x	x	x	x	x	1	HDLC encapsulation
x	x	x	x	x	x	1	x	Reserved by ITU-T
x	x	x	x	x	1	x	x	Reserved by ITU-T
x	x	x	x	1	x	x	x	64/65-octet encapsulation with short packets
x	x	x	1	x	x	x	x	64/65-octet encapsulation with pre-emption
x	x	1	x	x	x	x	x	64/65-octet encapsulation supported

**Table 11.44.42.10 – Standard information field – G.992.5 Annex A  
upstream PTM TPS-TC #2 NPar(3) coding – Octet 11**

		Bits						
8	7	6	5	4	3	2	1	
x	x	x	x	x	x	x	1	Cipolicy ZERO
x	x	x	x	x	x	1	x	Cipolicy ONE
x	x	x	x	x	1	x	x	Reserved for allocation by ITU-T
x	x	x	x	1	x	x	x	Reserved for allocation by ITU-T
x	x	x	1	x	x	x	x	Reserved for allocation by ITU-T
x	x	1	x	x	x	x	x	Reserved for allocation by ITU-T
x	x	0	0	0	0	0	0	No parameters in this octet

**Table 11.44.43 – Standard information field – G.992.5 Annex A  
downstream PMS-TC latency path #2 NPar(3) coding – Octet 1**

		Bits						
8	7	6	5	4	3	2	1	
x	x	x	x	x	x	x	x	Net_max (maximum net data rate, bits 12 to 7)

**Table 11.44.43.1 – Standard information field – G.992.5 Annex A  
downstream PMS-TC latency path #2 NPar(3) coding – Octet 2**

		Bits						
8	7	6	5	4	3	2	1	
x	x	x	x	x	x	x	x	Net_max (maximum net data rate, bits 6 to 1)

**Table 11.44.43.2 – Standard information field – G.992.5 Annex A  
downstream PMS-TC latency path #2 NPar(3) coding – Octet 3**

		Bits						
8	7	6	5	4	3	2	1	
x	x			x	x	x	x	R <sub>2max</sub> value (2 * n, n = 0 to 15)
x	x	x	x					Reserved for allocation by ITU-T

**Table 11.44.43.3 – Standard information field – G.992.5 Annex A downstream PMS-TC latency path #2 NPar(3) coding – Octet 4**

		Bits						
8	7	6	5	4	3	2	1	
x	x				x	x	x	G.992.5 Annex A downstream PMS-TC latency path #2 NPar(3)s – Octet 4
x	x	x	x	x				D <sub>2_max</sub> value (2 <sup>n</sup> , n = 0 to 7)
								Reserved for allocation by ITU-T

**Table 11.44.44 – Standard information field – G.992.5 Annex A upstream PMS-TC latency path #2 NPar(3) coding – Octet 1**

		Bits						
8	7	6	5	4	3	2	1	
x	x	x	x	x	x	x	x	G.992.5 Annex A upstream PMS-TC latency path #2 NPar(3)s – Octet 1
								Net_max (maximum net data rate, bits 12 to 7)

**Table 11.44.44.1 – Standard information field – G.992.5 Annex A upstream PMS-TC latency path #2 NPar(3) coding – Octet 2**

		Bits						
8	7	6	5	4	3	2	1	
x	x	x	x	x	x	x	x	G.992.5 Annex A upstream PMS-TC latency path #2 NPar(3)s – Octet 2
								Net_max (maximum net data rate, bits 6 to 1)

**Table 11.44.44.2 – Standard information field – G.992.5 Annex A upstream PMS-TC latency path #2 NPar(3) coding – Octet 3**

		Bits						
8	7	6	5	4	3	2	1	
x	x			x	x	x	x	G.992.5 Annex A upstream PMS-TC latency path #2 NPar(3)s – Octet 3
x	x	x	x					R <sub>2_max</sub> value (2 * n, n = 0 to 15)
								Reserved for allocation by ITU-T

**Table 11.44.44.3 – Standard information field – G.992.5 Annex A upstream PMS-TC latency path #2 NPar(3) coding – Octet 4**

		Bits						
8	7	6	5	4	3	2	1	
x	x				x	x	x	G.992.5 Annex A upstream PMS-TC latency path #2 NPar(3)s – Octet 4
x	x	x	x	x				D <sub>2_max</sub> value (2 <sup>n</sup> , n = 0 to 7)
								Reserved for allocation by ITU-T

**Table 11.44.49 – Standard information field – G.992.5 Annex A downstream STM TPS-TC #3 NPar(3) coding – Octet 1**

		Bits						
8	7	6	5	4	3	2	1	
x	x	x	x	x	x	x	x	G.992.5 Annex A downstream STM TPS-TC #3 NPar(3)s – Octet 1
								Net_min (minimum net data rate, bits 12 to 7)

**Table 11.44.49.1 – Standard information field – G.992.5 Annex A downstream STM TPS-TC #3 NPar(3) coding – Octet 2**

		Bits						
8	7	6	5	4	3	2	1	
x	x	x	x	x	x	x	x	G.992.5 Annex A downstream STM TPS-TC #3 NPar(3)s – Octet 2
								Net_min (minimum net data rate, bits 6 to 1)

**Table 11.44.49.2 – Standard information field – G.992.5 Annex A downstream STM TPS-TC #3 NPar(3) coding – Octet 3**

8		7		Bits						
				6	5	4	3	2	1	
x	x	x	x	x	x	x	x	x	x	Net_max (maximum net data rate, bits 12 to 7)

**Table 11.44.49.3 – Standard information field – G.992.5 Annex A downstream STM TPS-TC #3 NPar(3) coding – Octet 4**

8		7		Bits						
				6	5	4	3	2	1	
x	x	x	x	x	x	x	x	x	x	Net_max (maximum net data rate, bits 6 to 1)

**Table 11.44.49.4 – Standard information field – G.992.5 Annex A downstream STM TPS-TC #3 NPar(3) coding – Octet 5**

8		7		Bits						
				6	5	4	3	2	1	
x	x	x	x	x	x	x	x	x	x	Net_reserve (minimum reserved net data rate, bits 12 to 7)

**Table 11.44.49.5 – Standard information field – G.992.5 Annex A downstream STM TPS-TC #3 NPar(3) coding – Octet 6**

8		7		Bits						
				6	5	4	3	2	1	
x	x	x	x	x	x	x	x	x	x	Net_reserve (minimum reserved net data rate, bits 6 to 1)

**Table 11.44.49.6 – Standard information field – G.992.5 Annex A downstream STM TPS-TC #3 NPar(3) coding – Octet 7**

8		7		Bits						
				6	5	4	3	2	1	
x	x	x	x	x	x	x	x	x	x	Delay_max (maximum delay) (n milliseconds, n = 0 to 63)

**Table 11.44.49.7 – Standard information field – G.992.5 Annex A downstream STM TPS-TC #3 NPar(3) coding – Octet 8**

8		7		Bits						
				6	5	4	3	2	1	
x	x							x	x	Error_max (maximum bit error ratio)
x	x					x	x			INP_min (minimum impulse noise protection) (bits 2 and 1)
x	x				x					Reserved for allocation by ITU-T
x	x			x						Reserved for allocation by ITU-T

**Table 11.44.49.8 – Standard information field – G.992.5 Annex A downstream STM TPS-TC #3 NPar(3) coding – Octet 9**

8		7		Bits						
				6	5	4	3	2	1	
x	x	x	x	x	x	x	x	x	x	INP_min (minimum impulse noise protection) (bits 8 to 3)



**Table 11.44.49.9 – Standard information field – G.992.5 Annex A  
downstream STM TPS-TC #3 NPar(3) coding – Octet 10**

Bits								G.992.5 Annex A downstream STM TPS-TC #3 NPar(3)s – Octet 10
8	7	6	5	4	3	2	1	
x	x	x	x	x	x	x	1	CIpolicy ZERO
x	x	x	x	x	x	1	x	CIpolicy ONE
x	x	x	x	x	1	x	x	Reserved for allocation by ITU-T
x	x	x	x	1	x	x	x	Reserved for allocation by ITU-T
x	x	x	1	x	x	x	x	Reserved for allocation by ITU-T
x	x	1	x	x	x	x	x	Reserved for allocation by ITU-T
x	x	0	0	0	0	0	0	No parameters in this octet

**Table 11.44.50 – Standard information field – G.992.5 Annex A  
upstream STM TPS-TC #3 NPar(3) coding – Octet 1**

Bits								G.992.5 Annex A upstream STM TPS-TC #3 NPar(3)s – Octet 1
8	7	6	5	4	3	2	1	
x	x	x	x	x	x	x	x	Net_min (minimum net data rate, bits 12 to 7)

**Table 11.44.50.1 – Standard information field – G.992.5 Annex A  
upstream STM TPS-TC #3 NPar(3) coding – Octet 2**

Bits								G.992.5 Annex A upstream STM TPS-TC #3 NPar(3)s – Octet 2
8	7	6	5	4	3	2	1	
x	x	x	x	x	x	x	x	Net_min (minimum net data rate, bits 6 to 1)

**Table 11.44.50.2 – Standard information field – G.992.5 Annex A  
upstream STM TPS-TC #3 NPar(3) coding – Octet 3**

Bits								G.992.5 Annex A upstream STM TPS-TC #3 NPar(3)s – Octet 3
8	7	6	5	4	3	2	1	
x	x	x	x	x	x	x	x	Net_max (maximum net data rate, bits 12 to 7)

**Table 11.44.50.3 – Standard information field – G.992.5 Annex A  
upstream STM TPS-TC #3 NPar(3) coding – Octet 4**

Bits								G.992.5 Annex A upstream STM TPS-TC #3 NPar(3)s – Octet 4
8	7	6	5	4	3	2	1	
x	x	x	x	x	x	x	x	Net_max (maximum net data rate, bits 6 to 1)

**Table 11.44.50.4 – Standard information field – G.992.5 Annex A  
upstream STM TPS-TC #3 NPar(3) coding – Octet 5**

Bits								G.992.5 Annex A upstream STM TPS-TC #3 NPar(3)s – Octet 5
8	7	6	5	4	3	2	1	
x	x	x	x	x	x	x	x	Net_reserve (minimum reserved net data rate, bits 12 to 7)

**Table 11.44.50.5 – Standard information field – G.992.5 Annex A  
upstream STM TPS-TC #3 NPar(3) coding – Octet 6**

		Bits						
8	7	6	5	4	3	2	1	
x	x	x	x	x	x	x	x	Net_reserve (minimum reserved net data rate, bits 6 to 1)

**Table 11.44.50.6 – Standard information field – G.992.5 Annex A  
upstream STM TPS-TC #3 NPar(3) coding – Octet 7**

		Bits						
8	7	6	5	4	3	2	1	
x	x	x	x	x	x	x	x	Delay_max (maximum delay) (n milliseconds, n = 0 to 63)

**Table 11.44.50.7 – Standard information field – G.992.5 Annex A  
upstream STM TPS-TC #3 NPar(3) coding – Octet 8**

		Bits						
8	7	6	5	4	3	2	1	
x	x					x	x	Error_max (maximum bit error ratio)
x	x			x	x			INP_min (minimum impulse noise protection) (bits 2 and 1)
x	x		x					Reserved for allocation by ITU-T
x	x	x						Reserved for allocation by ITU-T

**Table 11.44.50.8 – Standard information field – G.992.5 Annex A  
upstream STM TPS-TC #3 NPar(3) coding – Octet 9**

		Bits						
8	7	6	5	4	3	2	1	
x	x	x	x	x	x	x	x	INP_min (minimum impulse noise protection) (bits 8 to 3)

**Table 11.44.50.9 – Standard information field – G.992.5 Annex A  
upstream STM TPS-TC #3 NPar(3) coding – Octet 10**

		Bits						
8	7	6	5	4	3	2	1	
x	x	x	x	x	x	x	1	Cpolicy ZERO
x	x	x	x	x	x	1	x	Cpolicy ONE
x	x	x	x	x	1	x	x	Reserved for allocation by ITU-T
x	x	x	x	1	x	x	x	Reserved for allocation by ITU-T
x	x	x	1	x	x	x	x	Reserved for allocation by ITU-T
x	x	1	x	x	x	x	x	Reserved for allocation by ITU-T
x	x	0	0	0	0	0	0	No parameters in this octet

**Table 11.44.51 – Standard information field – G.992.5 Annex A  
downstream ATM TPS-TC #3 NPar(3) coding – Octet 1**

		Bits						
8	7	6	5	4	3	2	1	
x	x	x	x	x	x	x	x	Net_min (minimum net data rate, bits 12 to 7)

**Table 11.44.51.1 – Standard information field – G.992.5 Annex A downstream ATM TPS-TC #3 NPar(3) coding – Octet 2**

8		7		Bits						
				6	5	4	3	2	1	
x	x	x	x	x	x	x	x	x	x	G.992.5 Annex A downstream ATM TPS-TC #3 NPar(3)s – Octet 2
										Net_min (minimum net data rate, bits 6 to 1)

**Table 11.44.51.2 – Standard information field – G.992.5 Annex A downstream ATM TPS-TC #3 NPar(3) coding – Octet 3**

8		7		Bits						
				6	5	4	3	2	1	
x	x	x	x	x	x	x	x	x	x	G.992.5 Annex A downstream ATM TPS-TC #3 NPar(3)s – Octet 3
										Net_max (maximum net data rate, bits 12 to 7)

**Table 11.44.51.3 – Standard information field – G.992.5 Annex A downstream ATM TPS-TC #3 NPar(3) coding – Octet 4**

8		7		Bits						
				6	5	4	3	2	1	
x	x	x	x	x	x	x	x	x	x	G.992.5 Annex A downstream ATM TPS-TC #3 NPar(3)s – Octet 4
										Net_max (maximum net data rate, bits 6 to 1)

**Table 11.44.51.4 – Standard information field – G.992.5 Annex A downstream ATM TPS-TC #3 NPar(3) coding – Octet 5**

8		7		Bits						
				6	5	4	3	2	1	
x	x	x	x	x	x	x	x	x	x	G.992.5 Annex A downstream ATM TPS-TC #3 NPar(3)s – Octet 5
										Net_reserve (minimum reserved net data rate, bits 12 to 7)

**Table 11.44.51.5 – Standard information field – G.992.5 Annex A downstream ATM TPS-TC #3 NPar(3) coding – Octet 6**

8		7		Bits						
				6	5	4	3	2	1	
x	x	x	x	x	x	x	x	x	x	G.992.5 Annex A downstream ATM TPS-TC #3 NPar(3)s – Octet 6
										Net_reserve (minimum reserved net data rate, bits 6 to 1)

**Table 11.44.51.6 – Standard information field – G.992.5 Annex A downstream ATM TPS-TC #3 NPar(3) coding – Octet 7**

8		7		Bits						
				6	5	4	3	2	1	
x	x	x	x	x	x	x	x	x	x	G.992.5 Annex A downstream ATM TPS-TC #3 NPar(3)s – Octet 7
										Delay_max (maximum delay) (n milliseconds, n = 0 to 63)

**Table 11.44.51.7 – Standard information field – G.992.5 Annex A downstream ATM TPS-TC #3 NPar(3) coding – Octet 8**

8		7		Bits						
				6	5	4	3	2	1	
x	x							x	x	G.992.5 Annex A downstream ATM TPS-TC #3 NPar(3)s – Octet 8
										Error_max (maximum bit error ratio)
x	x					x	x			INP_min (minimum impulse noise protection) (bits 2 and 1)
x	x			x						Reserved for allocation by ITU-T
x	x	x								IMA_flag

**Table 11.44.51.8 – Standard information field – G.992.5 Annex A  
downstream ATM TPS-TC #3 NPar(3) coding – Octet 9**

8 7		Bits					G.992.5 Annex A downstream ATM TPS-TC #3 NPar(3)s – Octet 9	
8	7	6	5	4	3	2		1
x	x	x	x	x	x	x	x	INP_min (minimum impulse noise protection) (bits 8 to 3)

**Table 11.44.51.9 – Standard information field – G.992.5 Annex A  
downstream ATM TPS-TC #3 NPar(3) coding – Octet 10**

8 7		Bits					G.992.5 Annex A downstream ATM TPS-TC #3 NPar(3)s – Octet 10	
8	7	6	5	4	3	2		1
x	x	x	x	x	x	x	1	CIpolicy ZERO
x	x	x	x	x	x	1	x	CIpolicy ONE
x	x	x	x	x	1	x	x	Reserved for allocation by ITU-T
x	x	x	x	1	x	x	x	Reserved for allocation by ITU-T
x	x	x	1	x	x	x	x	Reserved for allocation by ITU-T
x	x	1	x	x	x	x	x	Reserved for allocation by ITU-T
x	x	0	0	0	0	0	0	No parameters in this octet

**Table 11.44.52 – Standard information field – G.992.5 Annex A  
upstream ATM TPS-TC #3 NPar(3) coding – Octet 1**

8 7		Bits					G.992.5 Annex A upstream ATM TPS-TC #3 NPar(3)s – Octet 1	
8	7	6	5	4	3	2		1
x	x	x	x	x	x	x	x	Net_min (minimum net data rate, bits 12 to 7)

**Table 11.44.52.1 – Standard information field – G.992.5 Annex A  
upstream ATM TPS-TC #3 NPar(3) coding – Octet 2**

8 7		Bits					G.992.5 Annex A upstream ATM TPS-TC #3 NPar(3)s – Octet 2	
8	7	6	5	4	3	2		1
x	x	x	x	x	x	x	x	Net_min (minimum net data rate, bits 6 to 1)

**Table 11.44.52.2 – Standard information field – G.992.5 Annex A  
upstream ATM TPS-TC #3 NPar(3) coding – Octet 3**

8 7		Bits					G.992.5 Annex A upstream ATM TPS-TC #3 NPar(3)s – Octet 3	
8	7	6	5	4	3	2		1
x	x	x	x	x	x	x	x	Net_max (maximum net data rate, bits 12 to 7)

**Table 11.44.52.3 – Standard information field – G.992.5 Annex A  
upstream ATM TPS-TC #3 NPar(3) coding – Octet 4**

8 7		Bits					G.992.5 Annex A upstream ATM TPS-TC #3 NPar(3)s – Octet 4	
8	7	6	5	4	3	2		1
x	x	x	x	x	x	x	x	Net_max (maximum net data rate, bits 6 to 1)

**Table 11.44.52.4 – Standard information field – G.992.5 Annex A upstream ATM TPS-TC #3 NPar(3) coding – Octet 5**

		Bits						
8	7	6	5	4	3	2	1	
x	x	x	x	x	x	x	x	Net_reserve (minimum reserved net data rate, bits 12 to 7)

**Table 11.44.52.5 – Standard information field – G.992.5 Annex A upstream ATM TPS-TC #3 NPar(3) coding – Octet 6**

		Bits						
8	7	6	5	4	3	2	1	
x	x	x	x	x	x	x	x	Net_reserve (minimum reserved net data rate, bits 6 to 1)

**Table 11.44.52.6 – Standard information field – G.992.5 Annex A upstream ATM TPS-TC #3 NPar(3) coding – Octet 7**

		Bits						
8	7	6	5	4	3	2	1	
x	x	x	x	x	x	x	x	Delay_max (maximum delay) (n milliseconds, n = 0 to 63)

**Table 11.44.52.7 – Standard information field – G.992.5 Annex A upstream ATM TPS-TC #3 NPar(3) coding – Octet 8**

		Bits						
8	7	6	5	4	3	2	1	
x	x					x	x	Error_max (maximum bit error ratio)
x	x			x	x			INP_min (minimum impulse noise protection) (bits 2 and 1)
x	x		x					Reserved for allocation by ITU-T
x	x	x						IMA_flag

**Table 11.44.52.8 – Standard information field – G.992.5 Annex A upstream ATM TPS-TC #3 NPar(3) coding – Octet 9**

		Bits						
8	7	6	5	4	3	2	1	
x	x	x	x	x	x	x	x	INP_min (minimum impulse noise protection) (bits 8 to 3)

**Table 11.44.52.9 – Standard information field – G.992.5 Annex A upstream ATM TPS-TC #3 NPar(3) coding – Octet 10**

		Bits						
8	7	6	5	4	3	2	1	
x	x	x	x	x	x	x	1	CIpolicy ZERO
x	x	x	x	x	x	1	x	CIpolicy ONE
x	x	x	x	x	1	x	x	Reserved for allocation by ITU-T
x	x	x	x	1	x	x	x	Reserved for allocation by ITU-T
x	x	x	1	x	x	x	x	Reserved for allocation by ITU-T
x	x	1	x	x	x	x	x	Reserved for allocation by ITU-T
x	x	0	0	0	0	0	0	No parameters in this octet

**Table 11.44.53 – Standard information field – G.992.5 Annex A  
downstream PTM TPS-TC #3 NPar(3) coding – Octet 1**

8		7		6		5		4		3		2		1	
G.992.5 Annex A downstream PTM TPS-TC #3 NPar(3)s – Octet 1															
x	x	x	x	x	x	x	x	x	x	x	x	x	x	x	x
Net_min (minimum net data rate, bits 12 to 7)															

**Table 11.44.53.1 – Standard information field – G.992.5 Annex A  
downstream PTM TPS-TC #3 NPar(3) coding – Octet 2**

8		7		6		5		4		3		2		1	
G.992.5 Annex A downstream PTM TPS-TC #3 NPar(3)s – Octet 2															
x	x	x	x	x	x	x	x	x	x	x	x	x	x	x	x
Net_min (minimum net data rate, bits 6 to 1)															

**Table 11.44.53.2 – Standard information field – G.992.5 Annex A  
downstream PTM TPS-TC #3 NPar(3) coding – Octet 3**

8		7		6		5		4		3		2		1	
G.992.5 Annex A downstream PTM TPS-TC #3 NPar(3)s – Octet 3															
x	x	x	x	x	x	x	x	x	x	x	x	x	x	x	x
Net_max (maximum net data rate, bits 12 to 7)															

**Table 11.44.53.3 – Standard information field – G.992.5 Annex A  
downstream PTM TPS-TC #3 NPar(3) coding – Octet 4**

8		7		6		5		4		3		2		1	
G.992.5 Annex A downstream PTM TPS-TC #3 NPar(3)s – Octet 4															
x	x	x	x	x	x	x	x	x	x	x	x	x	x	x	x
Net_max (maximum net data rate, bits 6 to 1)															

**Table 11.44.53.4 – Standard information field – G.992.5 Annex A  
downstream PTM TPS-TC #3 NPar(3) coding – Octet 5**

8		7		6		5		4		3		2		1	
G.992.5 Annex A downstream PTM TPS-TC #3 NPar(3)s – Octet 5															
x	x	x	x	x	x	x	x	x	x	x	x	x	x	x	x
Net_reserve (minimum reserved net data rate, bits 12 to 7)															

**Table 11.44.53.5 – Standard information field – G.992.5 Annex A  
downstream PTM TPS-TC #3 NPar(3) coding – Octet 6**

8		7		6		5		4		3		2		1	
G.992.5 Annex A downstream PTM TPS-TC #3 NPar(3)s – Octet 6															
x	x	x	x	x	x	x	x	x	x	x	x	x	x	x	x
Net_reserve (minimum reserved net data rate, bits 6 to 1)															

**Table 11.44.53.6 – Standard information field – G.992.5 Annex A  
downstream PTM TPS-TC #3 NPar(3) coding – Octet 7**

8		7		6		5		4		3		2		1	
G.992.5 Annex A downstream PTM TPS-TC #3 NPar(3)s – Octet 7															
x	x	x	x	x	x	x	x	x	x	x	x	x	x	x	x
Delay_max (maximum delay) (n milliseconds, n = 0 to 63)															

**Table 11.44.53.7 – Standard information field – G.992.5 Annex A  
downstream PTM TPS-TC #3 NPar(3) coding – Octet 8**

		Bits						
8	7	6	5	4	3	2	1	
x	x					x	x	G.992.5 Annex A downstream PTM TPS-TC #3 NPar(3)s – Octet 8
x	x							Error_max (maximum bit error ratio)
x	x				x	x		INP_min (minimum impulse noise protection) (bits 2 and 1)
x	x			x				Reserved for allocation by ITU-T
x	x	x						Reserved for allocation by ITU-T

**Table 11.44.53.8 – Standard information field – G.992.5 Annex A  
downstream PTM TPS-TC #3 NPar(3) coding – Octet 9**

		Bits						
8	7	6	5	4	3	2	1	
x	x	x	x	x	x	x	x	G.992.5 Annex A downstream PTM TPS-TC #3 NPar(3)s – Octet 9
								INP_min (minimum impulse noise protection) (bits 8 to 3)

**Table 11.44.53.9 – Standard information field – G.992.5 Annex A  
downstream PTM TPS-TC #3 NPar(3) coding – Octet 10**

		Bits						
8	7	6	5	4	3	2	1	
x	x	x	x	x	x	x	1	G.992.5 Annex A downstream PTM TPS-TC #3 NPar(3)s – Octet 10
x	x	x	x	x	x	1	x	HDLC encapsulation
x	x	x	x	x	1	x	x	Reserved by ITU-T
x	x	x	x	1	x	x	x	Reserved by ITU-T
x	x	x	x	1	x	x	x	64/65-octet encapsulation with short packets
x	x	x	1	x	x	x	x	64/65-octet encapsulation with pre-emption
x	x	1	x	x	x	x	x	64/65-octet encapsulation supported

**Table 11.44.53.10 – Standard information field – G.992.5 Annex A  
downstream PTM TPS-TC #3 NPar(3) coding – Octet 11**

		Bits						
8	7	6	5	4	3	2	1	
x	x	x	x	x	x	x	1	G.992.5 Annex A downstream PTM TPS-TC #3 NPar(3)s – Octet 11
x	x	x	x	x	x	1	x	CIpolicy ZERO
x	x	x	x	x	1	x	x	CIpolicy ONE
x	x	x	x	1	x	x	x	Reserved for allocation by ITU-T
x	x	x	x	1	x	x	x	Reserved for allocation by ITU-T
x	x	x	1	x	x	x	x	Reserved for allocation by ITU-T
x	x	1	x	x	x	x	x	Reserved for allocation by ITU-T
x	x	0	0	0	0	0	0	No parameters in this octet

**Table 11.44.54 – Standard information field – G.992.5 Annex A  
upstream PTM TPS-TC #3 NPar(3) coding – Octet 1**

		Bits						
8	7	6	5	4	3	2	1	
x	x	x	x	x	x	x	x	G.992.5 Annex A upstream PTM TPS-TC #3 NPar(3)s – Octet 1
								Net_min (minimum net data rate, bits 12 to 7)

**Table 11.44.54.1 – Standard information field – G.992.5 Annex A  
upstream PTM TPS-TC #3 NPar(3) coding – Octet 2**

		Bits						
8	7	6	5	4	3	2	1	
x	x	x	x	x	x	x	x	Net_min (minimum net data rate, bits 6 to 1)

**Table 11.44.54.2 – Standard information field – G.992.5 Annex A  
upstream PTM TPS-TC #3 NPar(3) coding – Octet 3**

		Bits						
8	7	6	5	4	3	2	1	
x	x	x	x	x	x	x	x	Net_max (maximum net data rate, bits 12 to 7)

**Table 11.44.54.3 – Standard information field – G.992.5 Annex A  
upstream PTM TPS-TC #3 NPar(3) coding – Octet 4**

		Bits						
8	7	6	5	4	3	2	1	
x	x	x	x	x	x	x	x	Net_max (maximum net data rate, bits 6 to 1)

**Table 11.44.54.4 – Standard information field – G.992.5 Annex A  
upstream PTM TPS-TC #3 NPar(3) coding – Octet 5**

		Bits						
8	7	6	5	4	3	2	1	
x	x	x	x	x	x	x	x	Net_reserve (minimum reserved net data rate, bits 12 to 7)

**Table 11.44.54.5 – Standard information field – G.992.5 Annex A  
upstream PTM TPS-TC #3 NPar(3) coding – Octet 6**

		Bits						
8	7	6	5	4	3	2	1	
x	x	x	x	x	x	x	x	Net_reserve (minimum reserved net data rate, bits 6 to 1)

**Table 11.44.54.6 – Standard information field – G.992.5 Annex A  
upstream PTM TPS-TC #3 NPar(3) coding – Octet 7**

		Bits						
8	7	6	5	4	3	2	1	
x	x	x	x	x	x	x	x	Delay_max (maximum delay) (n milliseconds, n = 0 to 63)

**Table 11.44.54.7 – Standard information field – G.992.5 Annex A  
upstream PTM TPS-TC #3 NPar(3) coding – Octet 8**

		Bits						
8	7	6	5	4	3	2	1	
x	x					x	x	Error_max (maximum bit error ratio)
x	x			x	x			INP_min (minimum impulse noise protection) (bits 2 and 1)
x	x		x					Reserved for allocation by ITU-T
x	x	x						Reserved for allocation by ITU-T



**Table 11.44.54.8 – Standard information field – G.992.5 Annex A upstream PTM TPS-TC #3 NPar(3) coding – Octet 9**

8 7		Bits					G.992.5 Annex A upstream PTM TPS-TC #3 NPar(3)s – Octet 9	
8	7	6	5	4	3	2		1
x	x	x	x	x	x	x	x	INP_min (minimum impulse noise protection) (bits 8 to 3)

**Table 11.44.54.9 – Standard information field – G.992.5 Annex A upstream PTM TPS-TC #3 NPar(3) coding – Octet 10**

8 7		Bits					G.992.5 Annex A upstream PTM TPS-TC #3 NPar(3)s – Octet 10	
8	7	6	5	4	3	2		1
x	x	x	x	x	x	x	1	HDLC encapsulation
x	x	x	x	x	x	1	x	Reserved by ITU-T
x	x	x	x	x	1	x	x	Reserved by ITU-T
x	x	x	x	1	x	x	x	64/65-octet encapsulation with short packets
x	x	x	1	x	x	x	x	64/65-octet encapsulation with pre-emption
x	x	1	x	x	x	x	x	64/65-octet encapsulation supported

**Table 11.44.54.10 – Standard information field – G.992.5 Annex A upstream PTM TPS-TC #3 NPar(3) coding – Octet 11**

8 7		Bits					G.992.5 Annex A upstream PTM TPS-TC #3 NPar(3)s – Octet 11	
8	7	6	5	4	3	2		1
x	x	x	x	x	x	x	1	CIpolicy ZERO
x	x	x	x	x	x	1	x	CIpolicy ONE
x	x	x	x	x	1	x	x	Reserved for allocation by ITU-T
x	x	x	x	1	x	x	x	Reserved for allocation by ITU-T
x	x	x	1	x	x	x	x	Reserved for allocation by ITU-T
x	x	1	x	x	x	x	x	Reserved for allocation by ITU-T
x	x	0	0	0	0	0	0	No parameters in this octet

**Table 11.44.55 – Standard information field – G.992.5 Annex A downstream PMS-TC latency path #3 NPar(3) coding – Octet 1**

8 7		Bits					G.992.5 Annex A downstream PMS-TC latency path #3 NPar(3)s – Octet 1	
8	7	6	5	4	3	2		1
x	x	x	x	x	x	x	x	Net_max (maximum net data rate, bits 12 to 7)

**Table 11.44.55.1 – Standard information field – G.992.5 Annex A downstream PMS-TC latency path #3 NPar(3) coding – Octet 2**

8 7		Bits					G.992.5 Annex A downstream PMS-TC latency path #3 NPar(3)s – Octet 2	
8	7	6	5	4	3	2		1
x	x	x	x	x	x	x	x	Net_max (maximum net data rate, bits 6 to 1)

**Table 11.44.55.2 – Standard information field – G.992.5 Annex A downstream PMS-TC latency path #3 NPar(3) coding – Octet 3**

		Bits						
8	7	6	5	4	3	2	1	
x	x			x	x	x	x	$R_{3\max}$ value ( $2^n$ , $n = 0$ to $15$ )
x	x	x	x					Reserved for allocation by ITU-T

**Table 11.44.55.3 – Standard information field – G.992.5 Annex A downstream PMS-TC latency path #3 NPar(3) coding – Octet 4**

		Bits						
8	7	6	5	4	3	2	1	
x	x				x	x	x	$D_{3\max}$ value ( $2^n$ , $n = 0$ to $7$ )
x	x	x	x	x				Reserved for allocation by ITU-T

**Table 11.44.56 – Standard information field – G.992.5 Annex A upstream PMS-TC latency path #3 NPar(3) coding – Octet 1**

		Bits						
8	7	6	5	4	3	2	1	
x	x	x	x	x	x	x	x	$Net_{\max}$ (maximum net data rate, bits 12 to 7)

**Table 11.44.56.1 – Standard information field – G.992.5 Annex A upstream PMS-TC latency path #3 NPar(3) coding – Octet 2**

		Bits						
8	7	6	5	4	3	2	1	
x	x	x	x	x	x	x	x	$Net_{\max}$ (maximum net data rate, bits 6 to 1)

**Table 11.44.56.2 – Standard information field – G.992.5 Annex A upstream PMS-TC latency path #3 NPar(3) coding – Octet 3**

		Bits						
8	7	6	5	4	3	2	1	
x	x			x	x	x	x	$R_{3\max}$ value ( $2^n$ , $n = 0$ to $15$ )
x	x	x	x					Reserved for allocation by ITU-T

**Table 11.44.56.3 – Standard information field – G.992.5 Annex A upstream PMS-TC latency path #3 NPar(3) coding – Octet 4**

		Bits						
8	7	6	5	4	3	2	1	
x	x				x	x	x	$D_{3\max}$ value ( $2^n$ , $n = 0$ to $7$ )
x	x	x	x	x				Reserved for allocation by ITU-T

### 9.4.23 G.992.5 Annex B Par(2)/Par(3) parameters

**Table 11.45 – Standard information field – G.992.5 Annex B NPar(2) coding**

		Bits						
8	7	6	5	4	3	2	1	G.992.5 Annex B NPar(2)s
x	x	x	x	x	x	x	1	NTR
x	x	x	x	x	x	1	x	Short initialization
x	x	x	x	x	1	x	x	Diagnostics mode
x	x	x	x	1	x	x	x	Tones 1 to 32
x	x	x	1	x	x	x	x	Reserved for allocation by ITU-T
x	x	1	x	x	x	x	x	Reserved for allocation by ITU-T
x	x	0	0	0	0	0	0	No parameters in this octet

**Table 11.46 – Standard information field – G.992.5 Annex B SPar(2) coding – Octet 1**

		Bits						
8	7	6	5	4	3	2	1	G.992.5 Annex B SPar(2)s – Octet 1
x	x	x	x	x	x	x	1	Spectrum bounds upstream
x	x	x	x	x	x	1	x	Spectrum shaping upstream
x	x	x	x	x	1	x	x	Spectrum bounds downstream
x	x	x	x	1	x	x	x	Spectrum shaping downstream
x	x	x	1	x	x	x	x	Transmit signal images above the Nyquist frequency
x	x	1	x	x	x	x	x	Reserved for allocation by ITU-T
x	x	0	0	0	0	0	0	No parameters in this octet

**Table 11.46.0.1 – Standard information field – G.992.5 Annex B SPar(2) coding – Octet 2**

		Bits						
8	7	6	5	4	3	2	1	G.992.5 Annex B SPar(2)s – Octet 2
x	x	x	x	x	x	x	1	Downstream overhead data rate
x	x	x	x	x	x	1	x	Upstream overhead data rate
x	x	x	x	x	1	x	x	Maximum number of downstream TPS-TC functions of each type
x	x	x	x	1	x	x	x	Maximum number of upstream TPS-TC functions of each type
x	x	x	1	x	x	x	x	Reserved for allocation by ITU-T
x	x	1	x	x	x	x	x	Reserved for allocation by ITU-T
x	x	0	0	0	0	0	0	No parameters in this octet

**Table 11.46.0.2 – Standard information field – G.992.5 Annex B SPar(2) coding – Octet 3**

		Bits						G.992.5 Annex B SPar(2)s – Octet 3
8	7	6	5	4	3	2	1	
x	x	x	x	x	x	x	1	Downstream STM TPS-TC #0
x	x	x	x	x	x	1	x	Upstream STM TPS-TC #0
x	x	x	x	x	1	x	x	Downstream ATM TPS-TC #0
x	x	x	x	1	x	x	x	Upstream ATM TPS-TC #0
x	x	x	1	x	x	x	x	Downstream PTM TPS-TC #0
x	x	1	x	x	x	x	x	Upstream PTM TPS-TC #0
x	x	0	0	0	0	0	0	No parameters in this octet

**Table 11.46.0.3 – Standard information field – G.992.5 Annex B SPar(2) coding – Octet 4**

		Bits						G.992.5 Annex B SPar(2)s – Octet 4
8	7	6	5	4	3	2	1	
x	x	x	x	x	x	x	1	Downstream PMS-TC latency path #0 supported
x	x	x	x	x	x	1	x	Upstream PMS-TC latency path #0 supported
x	x	x	x	x	1	x	x	Reserved for allocation by ITU-T
x	x	x	x	1	x	x	x	Reserved for allocation by ITU-T
x	x	x	1	x	x	x	x	Reserved for allocation by ITU-T
x	x	1	x	x	x	x	x	Reserved for allocation by ITU-T
x	x	0	0	0	0	0	0	No parameters in this octet

**Table 11.46.0.4 – Standard information field – G.992.5 Annex B SPar(2) coding – Octet 5**

		Bits						G.992.5 Annex B SPar(2)s – Octet 5
8	7	6	5	4	3	2	1	
x	x	x	x	x	x	x	1	Downstream STM TPS-TC #1
x	x	x	x	x	x	1	x	Upstream STM TPS-TC #1
x	x	x	x	x	1	x	x	Downstream ATM TPS-TC #1
x	x	x	x	1	x	x	x	Upstream ATM TPS-TC #1
x	x	x	1	x	x	x	x	Downstream PTM TPS-TC #1
x	x	1	x	x	x	x	x	Upstream PTM TPS-TC #1
x	x	0	0	0	0	0	0	No parameters in this octet

**Table 11.46.0.5 – Standard information field – G.992.5 Annex B SPar(2) coding – Octet 6**

		Bits						G.992.5 Annex B SPar(2)s – Octet 6
8	7	6	5	4	3	2	1	
x	x	x	x	x	x	x	1	Downstream PMS-TC latency path #1 supported
x	x	x	x	x	x	1	x	Upstream PMS-TC latency path #1 supported
x	x	x	x	x	1	x	x	Reserved for allocation by ITU-T
x	x	x	x	1	x	x	x	Reserved for allocation by ITU-T
x	x	x	1	x	x	x	x	Reserved for allocation by ITU-T
x	x	1	x	x	x	x	x	Reserved for allocation by ITU-T
x	x	0	0	0	0	0	0	No parameters in this octet

**Table 11.46.0.6 – Standard information field – G.992.5 Annex B SPar(2) coding – Octet 7**

		Bits						
8	7	6	5	4	3	2	1	G.992.5 Annex B SPar(2)s – Octet 7
x	x	x	x	x	x	x	1	Downstream STM TPS-TC #2
x	x	x	x	x	x	1	x	Upstream STM TPS-TC #2
x	x	x	x	x	1	x	x	Downstream ATM TPS-TC #2
x	x	x	x	1	x	x	x	Upstream ATM TPS-TC #2
x	x	x	1	x	x	x	x	Downstream PTM TPS-TC #2
x	x	1	x	x	x	x	x	Upstream PTM TPS-TC #2
x	x	0	0	0	0	0	0	No parameters in this octet

**Table 11.46.0.7 – Standard information field – G.992.5 Annex B SPar(2) coding – Octet 8**

		Bits						
8	7	6	5	4	3	2	1	G.992.5 Annex B SPar(2)s – Octet 8
x	x	x	x	x	x	x	1	Downstream PMS-TC latency path #2 supported
x	x	x	x	x	x	1	x	Upstream PMS-TC latency path #2 supported
x	x	x	x	x	1	x	x	Reserved for allocation by ITU-T
x	x	x	x	1	x	x	x	Reserved for allocation by ITU-T
x	x	x	1	x	x	x	x	Reserved for allocation by ITU-T
x	x	1	x	x	x	x	x	Reserved for allocation by ITU-T
x	x	0	0	0	0	0	0	No parameters in this octet

**Table 11.46.0.8 – Standard information field – G.992.5 Annex B SPar(2) coding – Octet 9**

		Bits						
8	7	6	5	4	3	2	1	G.992.5 Annex B SPar(2)s – Octet 9
x	x	x	x	x	x	x	1	Downstream STM TPS-TC #3
x	x	x	x	x	x	1	x	Upstream STM TPS-TC #3
x	x	x	x	x	1	x	x	Downstream ATM TPS-TC #3
x	x	x	x	1	x	x	x	Upstream ATM TPS-TC #3
x	x	x	1	x	x	x	x	Downstream PTM TPS-TC #3
x	x	1	x	x	x	x	x	Upstream PTM TPS-TC #3
x	x	0	0	0	0	0	0	No parameters in this octet

**Table 11.46.0.9 – Standard information field – G.992.5 Annex B SPar(2) coding – Octet 10**

		Bits						
8	7	6	5	4	3	2	1	G.992.5 Annex B SPar(2)s – Octet 10
x	x	x	x	x	x	x	1	Downstream PMS-TC latency path #3 supported
x	x	x	x	x	x	1	x	Upstream PMS-TC latency path #3 supported
x	x	x	x	x	1	x	x	Reserved for allocation by ITU-T
x	x	x	x	1	x	x	x	Reserved for allocation by ITU-T
x	x	x	1	x	x	x	x	Reserved for allocation by ITU-T
x	x	1	x	x	x	x	x	Reserved for allocation by ITU-T
x	x	0	0	0	0	0	0	No parameters in this octet

**Table 11.46.1 – Standard information field – G.992.5 Annex B  
spectrum bounds upstream NPar(3) coding – Octet 1**

		Bits						
8	7	6	5	4	3	2	1	
x	x	0	0	0	x	x	x	NOMPSDus (bits 9 to 7)

**Table 11.46.1.1 – Standard information field – G.992.5 Annex B  
spectrum bounds upstream NPar(3) coding – Octet 2**

		Bits						
8	7	6	5	4	3	2	1	
x	x	x	x	x	x	x	x	NOMPSDus (bits 6 to 1)

**Table 11.46.1.2 – Standard information field – G.992.5 Annex B  
spectrum bounds upstream NPar(3) coding – Octet 3**

		Bits						
8	7	6	5	4	3	2	1	
x	x	0	0	0	x	x	x	MAXNOMPSDus (bits 9 to 7)

**Table 11.46.1.3 – Standard information field – G.992.5 Annex B  
spectrum bounds upstream NPar(3) coding – Octet 4**

		Bits						
8	7	6	5	4	3	2	1	
x	x	x	x	x	x	x	x	MAXNOMPSDus (bits 6 to 1)

**Table 11.46.1.4 – Standard information field – G.992.5 Annex B  
spectrum bounds upstream NPar(3) coding – Octet 5**

		Bits						
8	7	6	5	4	3	2	1	
x	x	0	0	0	x	x	x	MAXNOMATPus (bits 9 to 7)

**Table 11.46.1.5 – Standard information field – G.992.5 Annex B  
spectrum bounds upstream NPar(3) coding – Octet 6**

		Bits						
8	7	6	5	4	3	2	1	
x	x	x	x	x	x	x	x	MAXNOMATPus (bits 6 to 1)

**Table 11.46.2 – Standard information field – G.992.5 Annex B  
spectrum shaping upstream NPar(3) coding – Octet 1**

		Bits						
8	7	6	5	4	3	2	1	
x	x	x	x	x	x	x	x	"First" subcarrier index i (bits 12 to 7)

**Table 11.46.2.1 – Standard information field – G.992.5 Annex B spectrum shaping upstream NPar(3) coding – Octet 2**

		Bits						
8	7	6	5	4	3	2	1	
x	x	x	x	x	x	x	x	G.992.5 Annex B spectrum shaping upstream NPar(3)s – Octet 2
								"First" subcarrier index i (bits 6 to 1)

**Table 11.46.2.2 – Standard information field – G.992.5 Annex B spectrum shaping upstream NPar(3) coding – Octet 3**

		Bits						
8	7	6	5	4	3	2	1	
		x						G.992.5 Annex B spectrum shaping upstream NPar(3)s – Octet 3
								"First" subcarrier in supported set
x	x		0	0	0	0	x	"First" log <sub>2</sub> tss <sub>i</sub> (bit 7)

**Table 11.46.2.3 – Standard information field – G.992.5 Annex B spectrum shaping upstream NPar(3) coding – Octet 4**

		Bits						
8	7	6	5	4	3	2	1	
x	x	x	x	x	x	x	x	G.992.5 Annex B spectrum shaping upstream NPar(3)s – Octet 4
								"First" log <sub>2</sub> tss <sub>i</sub> (bits 6 to 1)

**Table 11.46.2.4\*(j-1) – Standard information field – G.992.5 Annex B spectrum shaping upstream NPar(3) coding – Octet 4\*(j-1)+1**

		Bits						
8	7	6	5	4	3	2	1	
x	x	x	x	x	x	x	x	G.992.5 Annex B spectrum shaping upstream NPar(3)s – Octet 4*(j-1)+1
								"Last" subcarrier index i (bits 12 to 7)
NOTE – j is the number of subcarrier indices used to specify the spectral shape.								

**Table 11.46.2.4\*(j-1)+1 – Standard information field – G.992.5 Annex B spectrum shaping upstream NPar(3) coding – Octet 4\*(j-1)+2**

		Bits						
8	7	6	5	4	3	2	1	
x	x	x	x	x	x	x	x	G.992.5 Annex B spectrum shaping upstream NPar(3)s – Octet 4*(j-1)+2
								"Last" subcarrier index i (bits 6 to 1)
NOTE – j is the number of subcarrier indices used to specify the spectral shape.								

**Table 11.46.2.4\*(j-1)+2 – Standard information field – G.992.5 Annex B spectrum shaping upstream NPar(3) coding – Octet 4\*(j-1)+3**

		Bits						
8	7	6	5	4	3	2	1	
		x						G.992.5 Annex B spectrum shaping upstream NPar(3)s – Octet 4*(j-1)+3
								"Last" subcarrier in supported set
x	x		0	0	0	0	x	"Last" log <sub>2</sub> tss <sub>i</sub> (bit 7)
NOTE – j is the number of subcarrier indices used to specify the spectral shape.								

**Table 11.46.2.4\*(j-1)+3 – Standard information field – G.992.5 Annex B  
spectrum shaping upstream NPar(3) coding – Octet 4\*(j-1)+4**

		Bits						
8	7	6	5	4	3	2	1	
x	x	x	x	x	x	x	x	G.992.5 Annex B spectrum shaping upstream NPar(3)s – Octet 4*(j-1)+4
								"Last" log <sub>2</sub> fss <sub>i</sub> (bits 6 to 1)

**Table 11.46.3 – Standard information field – G.992.5 Annex B  
spectrum bounds downstream NPar(3) coding – Octet 1**

		Bits						
8	7	6	5	4	3	2	1	
x	x	0	0	0	x	x	x	G.992.5 Annex B spectrum bounds downstream NPar(3)s – Octet 1
								NOMPSDds (bits 9 to 7)

**Table 11.46.3.1 – Standard information field – G.992.5 Annex B  
spectrum bounds downstream NPar(3) coding – Octet 2**

		Bits						
8	7	6	5	4	3	2	1	
x	x	x	x	x	x	x	x	G.992.5 Annex B spectrum bounds downstream NPar(3)s – Octet 2
								NOMPSDds (bits 6 to 1)

**Table 11.46.3.2 – Standard information field – G.992.5 Annex B  
spectrum bounds downstream NPar(3) coding – Octet 3**

		Bits						
8	7	6	5	4	3	2	1	
x	x	0	0	0	x	x	x	G.992.5 Annex B spectrum bounds downstream NPar(3)s – Octet 3
								MAXNOMPSDds (bits 9 to 7)

**Table 11.46.3.3 – Standard information field – G.992.5 Annex B  
spectrum bounds downstream NPar(3) coding – Octet 4**

		Bits						
8	7	6	5	4	3	2	1	
x	x	x	x	x	x	x	x	G.992.5 Annex B spectrum bounds downstream NPar(3)s – Octet 4
								MAXNOMPSDds (bits 6 to 1)

**Table 11.46.3.4 – Standard information field – G.992.5 Annex B  
spectrum bounds downstream NPar(3) coding – Octet 5**

		Bits						
8	7	6	5	4	3	2	1	
x	x	0	0	0	x	x	x	G.992.5 Annex B spectrum bounds downstream NPar(3)s – Octet 5
								MAXNOMATPds (bits 9 to 7)

**Table 11.46.3.5 – Standard information field – G.992.5 Annex B  
spectrum bounds downstream NPar(3) coding – Octet 6**

		Bits						
8	7	6	5	4	3	2	1	
x	x	x	x	x	x	x	x	G.992.5 Annex B spectrum bounds downstream NPar(3)s – Octet 6
								MAXNOMATPds (bits 6 to 1)



**Table 11.46.4 – Standard information field – G.992.5 Annex B  
spectrum shaping downstream NPar(3) coding – Octet 1**

		Bits						
8	7	6	5	4	3	2	1	G.992.5 Annex B spectrum shaping downstream NPar(3)s – Octet 1
x	x	x	x	x	x	x	x	"First" subcarrier index i (bits 12 to 7)

**Table 11.46.4.1 – Standard information field – G.992.5 Annex B  
spectrum shaping downstream NPar(3) coding – Octet 2**

		Bits						
8	7	6	5	4	3	2	1	G.992.5 Annex B spectrum shaping downstream NPar(3)s – Octet 2
x	x	x	x	x	x	x	x	"First" subcarrier index i (bits 6 to 1)

**Table 11.46.4.2 – Standard information field – G.992.5 Annex B  
spectrum shaping downstream NPar(3) coding – Octet 3**

		Bits						
8	7	6	5	4	3	2	1	G.992.5 Annex B spectrum shaping downstream NPar(3)s – Octet 3
		x						"First" subcarrier in supported set
x	x	0	0	0	0	0	x	"First" log <sub>2</sub> tss <sub>i</sub> ; (bit 7)

**Table 11.46.4.3 – Standard information field – G.992.5 Annex B  
spectrum shaping downstream NPar(3) coding – Octet 4**

		Bits						
8	7	6	5	4	3	2	1	G.992.5 Annex B spectrum shaping downstream NPar(3)s – Octet 4
x	x	x	x	x	x	x	x	"First" log <sub>2</sub> tss <sub>i</sub> ; (bits 6 to 1)

**Table 11.46.4.4\*(j-1) – Standard information field – G.992.5 Annex B  
spectrum shaping downstream NPar(3) coding – Octet 4\*(j-1)+1**

		Bits						
8	7	6	5	4	3	2	1	G.992.5 Annex B spectrum shaping downstream NPar(3)s – Octet 4*(j-1)+1
x	x	x	x	x	x	x	x	"Last" subcarrier index i (bits 12 to 7)

NOTE – j is the number of subcarrier indices used to specify the spectral shape.

**Table 11.46.4.4\*(j-1)+1 – Standard information field – G.992.5 Annex B  
spectrum shaping downstream NPar(3) coding – Octet 4\*(j-1)+2**

		Bits						
8	7	6	5	4	3	2	1	G.992.5 Annex B spectrum shaping downstream NPar(3)s – Octet 4*(j-1)+2
x	x	x	x	x	x	x	x	"Last" subcarrier index i (bits 6 to 1)

NOTE – j is the number of subcarrier indices used to specify the spectral shape.

**Table 11.46.4.4\*(j-1)+2 – Standard information field – G.992.5 Annex B spectrum shaping downstream NPar(3) coding – Octet 4\*(j-1)+3**

8 7		Bits					G.992.5 Annex B spectrum shaping downstream NPar(3)s – Octet 4*(j-1)+3	
		6	5	4	3	2	1	
		x						"Last" subcarrier in supported set
x	x		0	0	0	0	x	"Last" log <sub>2</sub> tss <sub>i</sub> (bit 7)

NOTE – j is the number of subcarrier indices used to specify the spectral shape.

**Table 11.46.4.4\*(j-1)+3 – Standard information field – G.992.5 Annex B spectrum shaping downstream NPar(3) coding – Octet 4\*(j-1)+4**

8 7		Bits					G.992.5 Annex B spectrum shaping downstream NPar(3)s – Octet 4*(j-1)+4	
		6	5	4	3	2	1	
x	x	x	x	x	x	x	x	"Last" log <sub>2</sub> tss <sub>i</sub> (bits 6 to 1)

**Table 11.46.5 – Standard information field – G.992.5 Annex B transmit signal images above the Nyquist frequency NPar(3) coding**

8 7		Bits					G.992.5 Annex B transmit signal images above the Nyquist frequency NPar(3)s	
		6	5	4	3	2	1	
x	x	x	x	x	x			IDFT size N
x	x					x	x	IFFT fill

**Table 11.46.7 – Standard information field – G.992.5 Annex B downstream overhead data rate NPar(3) coding**

8 7		Bits					G.992.5 Annex B downstream overhead data rate NPar(3)s	
		6	5	4	3	2	1	
x	x	x	x	x	x	x	x	Minimum overhead data rate ((n+1) * 1 kbit/s, n = 3 to 63)

**Table 11.46.8 – Standard information field – G.992.5 Annex B upstream overhead data rate NPar(3) coding**

8 7		Bits					G.992.5 Annex B upstream overhead data rate NPar(3)s	
		6	5	4	3	2	1	
x	x	x	x	x	x	x	x	Minimum overhead data rate ((n+1) * 1 kbit/s, n = 3 to 63)

**Table 11.46.9 – Standard information field – G.992.5 Annex B maximum number of downstream TPS-TC functions of each type NPar(3) coding – Octet 1**

8 7		Bits					G.992.5 Annex B maximum number of downstream TPS-TC functions of each type NPar(3)s – Octet 1	
		6	5	4	3	2	1	
x	x				x	x	x	Maximum number of downstream STM TPS-TCs (n = 0 to 4)
x	x	x	x	x				Maximum number of downstream ATM TPS-TCs (n = 0 to 4)

**Table 11.46.9.1 – Standard information field – G.992.5 Annex B  
maximum number of downstream TPS-TC functions of each type NPar(3) coding – Octet 2**

8		7		Bits						G.992.5 Annex B maximum number of downstream TPS-TC functions of each type NPar(3)s – Octet 2
x		x		6	5	4	3	2	1	
x		x					x	x	x	Maximum number of downstream PTM TPS-TCs (n = 0 to 4)
x		x		x	x	x				Reserved for allocation by ITU-T

**Table 11.46.10 – Standard information field – G.992.5 Annex B  
maximum number of upstream TPS-TC functions of each type NPar(3) coding – Octet 1**

8		7		Bits						G.992.5 Annex B maximum number of upstream TPS-TC functions of each type NPar(3)s – Octet 1
x		x		6	5	4	3	2	1	
x		x					x	x	x	Maximum number of upstream STM TPS-TCs (n = 0 to 4)
x		x		x	x	x				Maximum number of upstream ATM TPS-TCs (n = 0 to 4)

**Table 11.46.10.1 – Standard information field – G.992.5 Annex B  
maximum number of upstream TPS-TC functions of each type NPar(3) coding – Octet 2**

8		7		Bits						G.992.5 Annex B maximum number of upstream TPS-TC functions of each type NPar(3)s – Octet 2
x		x		6	5	4	3	2	1	
x		x					x	x	x	Maximum number of upstream PTM TPS-TCs (n = 0 to 4)
x		x		x	x	x				Reserved for allocation by ITU-T

**Table 11.46.13 – Standard information field – G.992.5 Annex B  
downstream STM TPS-TC #0 NPar(3) coding – Octet 1**

8		7		Bits						G.992.5 Annex B downstream STM TPS-TC #0 NPar(3)s – Octet 1
x		x		6	5	4	3	2	1	
x		x		x	x	x	x	x	x	Net_min (minimum net data rate, bits 12 to 7)

**Table 11.46.13.1 – Standard information field – G.992.5 Annex B  
downstream STM TPS-TC #0 NPar(3) coding – Octet 2**

8		7		Bits						G.992.5 Annex B downstream STM TPS-TC #0 NPar(3)s – Octet 2
x		x		6	5	4	3	2	1	
x		x		x	x	x	x	x	x	Net_min (minimum net data rate, bits 6 to 1)

**Table 11.46.13.2 – Standard information field – G.992.5 Annex B  
downstream STM TPS-TC #0 NPar(3) coding – Octet 3**

8		7		Bits						G.992.5 Annex B downstream STM TPS-TC #0 NPar(3)s – Octet 3
x		x		6	5	4	3	2	1	
x		x		x	x	x	x	x	x	Net_max (maximum net data rate, bits 12 to 7)

**Table 11.46.13.3 – Standard information field – G.992.5 Annex B downstream STM TPS-TC #0 NPar(3) coding – Octet 4**

8		7		Bits						
				6	5	4	3	2	1	
x	x	x	x	x	x	x	x	x	x	Net_max (maximum net data rate, bits 6 to 1)

**Table 11.46.13.4 – Standard information field – G.992.5 Annex B downstream STM TPS-TC #0 NPar(3) coding – Octet 5**

8		7		Bits						
				6	5	4	3	2	1	
x	x	x	x	x	x	x	x	x	x	Net_reserve (minimum reserved net data rate, bits 12 to 7)

**Table 11.46.13.5 – Standard information field – G.992.5 Annex B downstream STM TPS-TC #0 NPar(3) coding – Octet 6**

8		7		Bits						
				6	5	4	3	2	1	
x	x	x	x	x	x	x	x	x	x	Net_reserve (minimum reserved net data rate, bits 6 to 1)

**Table 11.46.13.6 – Standard information field – G.992.5 Annex B downstream STM TPS-TC #0 NPar(3) coding – Octet 7**

8		7		Bits						
				6	5	4	3	2	1	
x	x	x	x	x	x	x	x	x	x	Delay_max (maximum delay) (n milliseconds, n = 0 to 63)

**Table 11.46.13.7 – Standard information field – G.992.5 Annex B downstream STM TPS-TC #0 NPar(3) coding – Octet 8**

8		7		Bits						
				6	5	4	3	2	1	
x	x							x	x	Error_max (maximum bit error ratio)
x	x					x	x			INP_min (minimum impulse noise protection) (bits 2 and 1)
x	x			x						Reserved for allocation by ITU-T
x	x	x								Reserved for allocation by ITU-T

**Table 11.46.13.8 – Standard information field – G.992.5 Annex B downstream STM TPS-TC #0 NPar(3) coding – Octet 9**

8		7		Bits						
				6	5	4	3	2	1	
x	x	x	x	x	x	x	x	x	x	INP_min (minimum impulse noise protection) (bits 8 to 3)

**Table 11.46.13.9 – Standard information field – G.992.5 Annex B  
downstream STM TPS-TC #0 NPar(3) coding – Octet 10**

8 7		Bits					G.992.5 Annex B downstream STM TPS-TC #0 NPar(3)s – Octet 10
6	5	4	3	2	1		
x	x	x	x	x	x	1	CIpolicy ZERO
x	x	x	x	x	1	x	CIpolicy ONE
x	x	x	x	1	x	x	Reserved for allocation by ITU-T
x	x	x	x	1	x	x	Reserved for allocation by ITU-T
x	x	x	1	x	x	x	Reserved for allocation by ITU-T
x	x	1	x	x	x	x	Reserved for allocation by ITU-T
x	x	0	0	0	0	0	No parameters in this octet

**Table 11.46.14 – Standard information field – G.992.5 Annex B  
upstream STM TPS-TC #0 NPar(3) coding – Octet 1**

8 7		Bits					G.992.5 Annex B upstream STM TPS-TC #0 NPar(3)s – Octet 1
6	5	4	3	2	1		
x	x	x	x	x	x	x	Net_min (minimum net data rate, bits 12 to 7)

**Table 11.46.14.1 – Standard information field – G.992.5 Annex B  
upstream STM TPS-TC #0 NPar(3) coding – Octet 2**

8 7		Bits					G.992.5 Annex B upstream STM TPS-TC #0 NPar(3)s – Octet 2
6	5	4	3	2	1		
x	x	x	x	x	x	x	Net_min (minimum net data rate, bits 6 to 1)

**Table 11.46.14.2 – Standard information field – G.992.5 Annex B  
upstream STM TPS-TC #0 NPar(3) coding – Octet 3**

8 7		Bits					G.992.5 Annex B upstream STM TPS-TC #0 NPar(3)s – Octet 3
6	5	4	3	2	1		
x	x	x	x	x	x	x	Net_max (maximum net data rate, bits 12 to 7)

**Table 11.46.14.3 – Standard information field – G.992.5 Annex B  
upstream STM TPS-TC #0 NPar(3) coding – Octet 4**

8 7		Bits					G.992.5 Annex B upstream STM TPS-TC #0 NPar(3)s – Octet 4
6	5	4	3	2	1		
x	x	x	x	x	x	x	Net_max (maximum net data rate, bits 6 to 1)

**Table 11.46.14.4 – Standard information field – G.992.5 Annex B  
upstream STM TPS-TC #0 NPar(3) coding – Octet 5**

8 7		Bits					G.992.5 Annex B upstream STM TPS-TC #0 NPar(3)s – Octet 5
6	5	4	3	2	1		
x	x	x	x	x	x	x	Net_reserve (minimum reserved net data rate, bits 12 to 7)

**Table 11.46.14.5 – Standard information field – G.992.5 Annex B  
upstream STM TPS-TC #0 NPar(3) coding – Octet 6**

		Bits						
8	7	6	5	4	3	2	1	
x	x	x	x	x	x	x	x	Net_reserve (minimum reserved net data rate, bits 6 to 1)

**Table 11.46.14.6 – Standard information field – G.992.5 Annex B  
upstream STM TPS-TC #0 NPar(3) coding – Octet 7**

		Bits						
8	7	6	5	4	3	2	1	
x	x	x	x	x	x	x	x	Delay_max (maximum delay) (n milliseconds, n = 0 to 63)

**Table 11.46.14.7 – Standard information field – G.992.5 Annex B  
upstream STM TPS-TC #0 NPar(3) coding – Octet 8**

		Bits						
8	7	6	5	4	3	2	1	
x	x					x	x	Error_max (maximum bit error ratio)
x	x			x	x			INP_min (minimum impulse noise protection) (bits 2 and 1)
x	x		x					Reserved for allocation by ITU-T
x	x	x						Reserved for allocation by ITU-T

**Table 11.46.14.8 – Standard information field – G.992.5 Annex B  
upstream STM TPS-TC #0 NPar(3) coding – Octet 9**

		Bits						
8	7	6	5	4	3	2	1	
x	x	x	x	x	x	x	x	INP_min (minimum impulse noise protection) (bits 8 to 3)

**Table 11.46.14.9 – Standard information field – G.992.5 Annex B  
upstream STM TPS-TC #0 NPar(3) coding – Octet 10**

		Bits						
8	7	6	5	4	3	2	1	
x	x	x	x	x	x	x	1	Cpolicy ZERO
x	x	x	x	x	x	1	x	Cpolicy ONE
x	x	x	x	x	1	x	x	Reserved for allocation by ITU-T
x	x	x	x	1	x	x	x	Reserved for allocation by ITU-T
x	x	x	1	x	x	x	x	Reserved for allocation by ITU-T
x	x	1	x	x	x	x	x	Reserved for allocation by ITU-T
x	x	0	0	0	0	0	0	No parameters in this octet

**Table 11.46.15 – Standard information field – G.992.5 Annex B  
downstream ATM TPS-TC #0 NPar(3) coding – Octet 1**

		Bits						
8	7	6	5	4	3	2	1	
x	x	x	x	x	x	x	x	Net_min (minimum net data rate, bits 12 to 7)

**Table 11.46.15.1 – Standard information field – G.992.5 Annex B downstream ATM TPS-TC #0 NPar(3) coding – Octet 2**

8 7		Bits					G.992.5 Annex B downstream ATM TPS-TC #0 NPar(3)s – Octet 2
		6	5	4	3	2	1
x	x	x	x	x	x	x	x
		Net_min (minimum net data rate, bits 6 to 1)					

**Table 11.46.15.2 – Standard information field – G.992.5 Annex B downstream ATM TPS-TC #0 NPar(3) coding – Octet 3**

8 7		Bits					G.992.5 Annex B downstream ATM TPS-TC #0 NPar(3)s – Octet 3
		6	5	4	3	2	1
x	x	x	x	x	x	x	x
		Net_max (maximum net data rate, bits 12 to 7)					

**Table 11.46.15.3 – Standard information field – G.992.5 Annex B downstream ATM TPS-TC #0 NPar(3) coding – Octet 4**

8 7		Bits					G.992.5 Annex B downstream ATM TPS-TC #0 NPar(3)s – Octet 4
		6	5	4	3	2	1
x	x	x	x	x	x	x	x
		Net_max (maximum net data rate, bits 6 to 1)					

**Table 11.46.15.4 – Standard information field – G.992.5 Annex B downstream ATM TPS-TC #0 NPar(3) coding – Octet 5**

8 7		Bits					G.992.5 Annex B downstream ATM TPS-TC #0 NPar(3)s – Octet 5
		6	5	4	3	2	1
x	x	x	x	x	x	x	x
		Net_reserve (minimum reserved net data rate, bits 12 to 7)					

**Table 11.46.15.5 – Standard information field – G.992.5 Annex B downstream ATM TPS-TC #0 NPar(3) coding – Octet 6**

8 7		Bits					G.992.5 Annex B downstream ATM TPS-TC #0 NPar(3)s – Octet 6
		6	5	4	3	2	1
x	x	x	x	x	x	x	x
		Net_reserve (minimum reserved net data rate, bits 6 to 1)					

**Table 11.46.15.6 – Standard information field – G.992.5 Annex B downstream ATM TPS-TC #0 NPar(3) coding – Octet 7**

8 7		Bits					G.992.5 Annex B downstream ATM TPS-TC #0 NPar(3)s – Octet 7
		6	5	4	3	2	1
x	x	x	x	x	x	x	x
		Delay_max (maximum delay) (n milliseconds, n = 0 to 63)					

**Table 11.46.15.7 – Standard information field – G.992.5 Annex B downstream ATM TPS-TC #0 NPar(3) coding – Octet 8**

8 7		Bits					G.992.5 Annex B downstream ATM TPS-TC #0 NPar(3)s – Octet 8
		6	5	4	3	2	1
x	x					x	x
		Error_max (maximum bit error ratio)					
x	x			x	x		
		INP_min (minimum impulse noise protection) (bits 2 and 1)					
x	x		x				
		Reserved for allocation by ITU-T					
x	x	x					
		IMA_flag					

**Table 11.46.15.8 – Standard information field – G.992.5 Annex B downstream ATM TPS-TC #0 NPar(3) coding – Octet 9**

8 7		Bits					G.992.5 Annex B downstream ATM TPS-TC #0 NPar(3)s – Octet 9	
x x		6	5	4	3	2		1
x x		x	x	x	x	x	x	INP_min (minimum impulse noise protection) (bits 8 to 3)

**Table 11.46.15.9 – Standard information field – G.992.5 Annex B downstream ATM TPS-TC #0 NPar(3) coding – Octet 10**

8 7		Bits					G.992.5 Annex B downstream ATM TPS-TC #0 NPar(3)s – Octet 10	
x x		6	5	4	3	2		1
x x		x	x	x	x	x	1	CIpolicy ZERO
x x		x	x	x	x	1	x	CIpolicy ONE
x x		x	x	x	1	x	x	Reserved for allocation by ITU-T
x x		x	x	1	x	x	x	Reserved for allocation by ITU-T
x x		x	1	x	x	x	x	Reserved for allocation by ITU-T
x x		1	x	x	x	x	x	Reserved for allocation by ITU-T
x x		0	0	0	0	0	0	No parameters in this octet

**Table 11.46.16 – Standard information field – G.992.5 Annex B upstream ATM TPS-TC #0 NPar(3) coding – Octet 1**

8 7		Bits					G.992.5 Annex B upstream ATM TPS-TC #0 NPar(3)s – Octet 1	
x x		6	5	4	3	2		1
x x		x	x	x	x	x	x	Net_min (minimum net data rate, bits 12 to 7)

**Table 11.46.16.1 – Standard information field – G.992.5 Annex B upstream ATM TPS-TC #0 NPar(3) coding – Octet 2**

8 7		Bits					G.992.5 Annex B upstream ATM TPS-TC #0 NPar(3)s – Octet 2	
x x		6	5	4	3	2		1
x x		x	x	x	x	x	x	Net_min (minimum net data rate, bits 6 to 1)

**Table 11.46.16.2 – Standard information field – G.992.5 Annex B upstream ATM TPS-TC #0 NPar(3) coding – Octet 3**

8 7		Bits					G.992.5 Annex B upstream ATM TPS-TC #0 NPar(3)s – Octet 3	
x x		6	5	4	3	2		1
x x		x	x	x	x	x	x	Net_max (maximum net data rate, bits 12 to 7)

**Table 11.46.16.3 – Standard information field – G.992.5 Annex B upstream ATM TPS-TC #0 NPar(3) coding – Octet 4**

8 7		Bits					G.992.5 Annex B upstream ATM TPS-TC #0 NPar(3)s – Octet 4	
x x		6	5	4	3	2		1
x x		x	x	x	x	x	x	Net_max (maximum net data rate, bits 6 to 1)



**Table 11.46.16.4 – Standard information field – G.992.5 Annex B  
upstream ATM TPS-TC #0 NPar(3) coding – Octet 5**

		Bits						
8	7	6	5	4	3	2	1	
x	x	x	x	x	x	x	x	Net_reserve (minimum reserved net data rate, bits 12 to 7)

**Table 11.46.16.5 – Standard information field – G.992.5 Annex B  
upstream ATM TPS-TC #0 NPar(3) coding – Octet 6**

		Bits						
8	7	6	5	4	3	2	1	
x	x	x	x	x	x	x	x	Net_reserve (minimum reserved net data rate, bits 6 to 1)

**Table 11.46.16.6 – Standard information field – G.992.5 Annex B  
upstream ATM TPS-TC #0 NPar(3) coding – Octet 7**

		Bits						
8	7	6	5	4	3	2	1	
x	x	x	x	x	x	x	x	Delay_max (maximum delay) (n milliseconds, n = 0 to 63)

**Table 11.46.16.7 – Standard information field – G.992.5 Annex B  
upstream ATM TPS-TC #0 NPar(3) coding – Octet 8**

		Bits						
8	7	6	5	4	3	2	1	
x	x					x	x	Error_max (maximum bit error ratio)
x	x			x	x			INP_min (minimum impulse noise protection) (bits 2 and 1)
x	x		x					Reserved for allocation by ITU-T
x	x	x						IMA_flag

**Table 11.46.16.8 – Standard information field – G.992.5 Annex B  
upstream ATM TPS-TC #0 NPar(3) coding – Octet 9**

		Bits						
8	7	6	5	4	3	2	1	
x	x	x	x	x	x	x	x	INP_min (minimum impulse noise protection) (bits 8 to 3)

**Table 11.46.16.9 – Standard information field – G.992.5 Annex B  
upstream ATM TPS-TC #0 NPar(3) coding – Octet 10**

		Bits						
8	7	6	5	4	3	2	1	
x	x	x	x	x	x	x	1	CIpolicy ZERO
x	x	x	x	x	x	1	x	CIpolicy ONE
x	x	x	x	x	1	x	x	Reserved for allocation by ITU-T
x	x	x	x	1	x	x	x	Reserved for allocation by ITU-T
x	x	x	1	x	x	x	x	Reserved for allocation by ITU-T
x	x	1	x	x	x	x	x	Reserved for allocation by ITU-T
x	x	0	0	0	0	0	0	No parameters in this octet

**Table 11.46.17 – Standard information field – G.992.5 Annex B  
downstream PTM TPS-TC #0 NPar(3) coding – Octet 1**

		Bits						
8	7	6	5	4	3	2	1	
x	x	x	x	x	x	x	x	G.992.5 Annex B downstream PTM TPS-TC #0 NPar(3)s – Octet 1
								Net_min (minimum net data rate, bits 12 to 7)

**Table 11.46.17.1 – Standard information field – G.992.5 Annex B  
downstream PTM TPS-TC #0 NPar(3) coding – Octet 2**

		Bits						
8	7	6	5	4	3	2	1	
x	x	x	x	x	x	x	x	G.992.5 Annex B downstream PTM TPS-TC #0 NPar(3)s – Octet 2
								Net_min (minimum net data rate, bits 6 to 1)

**Table 11.46.17.2 – Standard information field – G.992.5 Annex B  
downstream PTM TPS-TC #0 NPar(3) coding – Octet 3**

		Bits						
8	7	6	5	4	3	2	1	
x	x	x	x	x	x	x	x	G.992.5 Annex B downstream PTM TPS-TC #0 NPar(3)s – Octet 3
								Net_max (maximum net data rate, bits 12 to 7)

**Table 11.46.17.3 – Standard information field – G.992.5 Annex B  
downstream PTM TPS-TC #0 NPar(3) coding – Octet 4**

		Bits						
8	7	6	5	4	3	2	1	
x	x	x	x	x	x	x	x	G.992.5 Annex B downstream PTM TPS-TC #0 NPar(3)s – Octet 4
								Net_max (maximum net data rate, bits 6 to 1)

**Table 11.46.17.4 – Standard information field – G.992.5 Annex B  
downstream PTM TPS-TC #0 NPar(3) coding – Octet 5**

		Bits						
8	7	6	5	4	3	2	1	
x	x	x	x	x	x	x	x	G.992.5 Annex B downstream PTM TPS-TC #0 NPar(3)s – Octet 5
								Net_reserve (minimum reserved net data rate, bits 12 to 7)

**Table 11.46.17.5 – Standard information field – G.992.5 Annex B  
downstream PTM TPS-TC #0 NPar(3) coding – Octet 6**

		Bits						
8	7	6	5	4	3	2	1	
x	x	x	x	x	x	x	x	G.992.5 Annex B downstream PTM TPS-TC #0 NPar(3)s – Octet 6
								Net_reserve (minimum reserved net data rate, bits 6 to 1)

**Table 11.46.17.6 – Standard information field – G.992.5 Annex B  
downstream PTM TPS-TC #0 NPar(3) coding – Octet 7**

		Bits						
8	7	6	5	4	3	2	1	
x	x	x	x	x	x	x	x	G.992.5 Annex B downstream PTM TPS-TC #0 NPar(3)s – Octet 7
								Delay_max (maximum delay) (n milliseconds, n = 0 to 63)

**Table 11.46.17.7 – Standard information field – G.992.5 Annex B downstream PTM TPS-TC #0 NPar(3) coding – Octet 8**

		Bits						
8	7	6	5	4	3	2	1	
x	x					x	x	Error_max (maximum bit error ratio)
x	x			x	x			INP_min (minimum impulse noise protection) (bits 2 and 1)
x	x		x					Reserved for allocation by ITU-T
x	x	x						Reserved for allocation by ITU-T

**Table 11.46.17.8 – Standard information field – G.992.5 Annex B downstream PTM TPS-TC #0 NPar(3) coding – Octet 9**

		Bits						
8	7	6	5	4	3	2	1	
x	x	x	x	x	x	x	x	INP_min (minimum impulse noise protection) (bits 8 to 3)

**Table 11.46.17.9 – Standard information field – G.992.5 Annex B downstream PTM TPS-TC #0 NPar(3) coding – Octet 10**

		Bits						
8	7	6	5	4	3	2	1	
x	x	x	x	x	x	x	1	HDLC encapsulation
x	x	x	x	x	x	1	x	Reserved by ITU-T
x	x	x	x	x	1	x	x	Reserved by ITU-T
x	x	x	x	1	x	x	x	64/65-octet encapsulation with short packets
x	x	x	1	x	x	x	x	64/65-octet encapsulation with pre-emption
x	x	1	x	x	x	x	x	64/65-octet encapsulation supported

**Table 11.46.17.10 – Standard information field – G.992.5 Annex B downstream PTM TPS-TC #0 NPar(3) coding – Octet 11**

		Bits						
8	7	6	5	4	3	2	1	
x	x	x	x	x	x	x	1	CIpolicy ZERO
x	x	x	x	x	x	1	x	CIpolicy ONE
x	x	x	x	x	1	x	x	Reserved for allocation by ITU-T
x	x	x	x	1	x	x	x	Reserved for allocation by ITU-T
x	x	x	1	x	x	x	x	Reserved for allocation by ITU-T
x	x	1	x	x	x	x	x	Reserved for allocation by ITU-T
x	x	0	0	0	0	0	0	No parameters in this octet

**Table 11.46.18 – Standard information field – G.992.5 Annex B upstream PTM TPS-TC #0 NPar(3) coding – Octet 1**

		Bits						
8	7	6	5	4	3	2	1	
x	x	x	x	x	x	x	x	Net_min (minimum net data rate, bits 12 to 7)

**Table 11.46.18.1 – Standard information field – G.992.5 Annex B  
upstream PTM TPS-TC #0 NPar(3) coding – Octet 2**

		Bits						
8	7	6	5	4	3	2	1	
x	x	x	x	x	x	x	x	Net_min (minimum net data rate, bits 6 to 1)

**Table 11.46.18.2 – Standard information field – G.992.5 Annex B  
upstream PTM TPS-TC #0 NPar(3) coding – Octet 3**

		Bits						
8	7	6	5	4	3	2	1	
x	x	x	x	x	x	x	x	Net_max (maximum net data rate, bits 12 to 7)

**Table 11.46.18.3 – Standard information field – G.992.5 Annex B  
upstream PTM TPS-TC #0 NPar(3) coding – Octet 4**

		Bits						
8	7	6	5	4	3	2	1	
x	x	x	x	x	x	x	x	Net_max (maximum net data rate, bits 6 to 1)

**Table 11.46.18.4 – Standard information field – G.992.5 Annex B  
upstream PTM TPS-TC #0 NPar(3) coding – Octet 5**

		Bits						
8	7	6	5	4	3	2	1	
x	x	x	x	x	x	x	x	Net_reserve (minimum reserved net data rate, bits 12 to 7)

**Table 11.46.18.5 – Standard information field – G.992.5 Annex B  
upstream PTM TPS-TC #0 NPar(3) coding – Octet 6**

		Bits						
8	7	6	5	4	3	2	1	
x	x	x	x	x	x	x	x	Net_reserve (minimum reserved net data rate, bits 6 to 1)

**Table 11.46.18.6 – Standard information field – G.992.5 Annex B  
upstream PTM TPS-TC #0 NPar(3) coding – Octet 7**

		Bits						
8	7	6	5	4	3	2	1	
x	x	x	x	x	x	x	x	Delay_max (maximum delay) (n milliseconds, n = 0 to 63)

**Table 11.46.18.7 – Standard information field – G.992.5 Annex B  
upstream PTM TPS-TC #0 NPar(3) coding – Octet 8**

		Bits						
8	7	6	5	4	3	2	1	
x	x					x	x	Error_max (maximum bit error ratio)
x	x			x	x			INP_min (minimum impulse noise protection) (bits 2 and 1)
x	x		x					Reserved for allocation by ITU-T
x	x	x						Reserved for allocation by ITU-T

**Table 11.46.18.8 – Standard information field – G.992.5 Annex B upstream PTM TPS-TC #0 NPar(3) coding – Octet 9**

		Bits						
8	7	6	5	4	3	2	1	
x	x	x	x	x	x	x	x	G.992.5 Annex B upstream PTM TPS-TC #0 NPar(3)s – Octet 9
x	x	x	x	x	x	x	x	INP_min (minimum impulse noise protection) (bits 8 to 3)

**Table 11.46.18.9 – Standard information field – G.992.5 Annex B upstream PTM TPS-TC #0 NPar(3) coding – Octet 10**

		Bits						
8	7	6	5	4	3	2	1	
x	x	x	x	x	x	x	1	G.992.5 Annex B upstream PTM TPS-TC #0 NPar(3)s – Octet 10
x	x	x	x	x	x	1	x	HDLC encapsulation
x	x	x	x	x	1	x	x	Reserved by ITU-T
x	x	x	x	1	x	x	x	Reserved by ITU-T
x	x	x	x	1	x	x	x	64/65-octet encapsulation with short packets
x	x	x	1	x	x	x	x	64/65-octet encapsulation with pre-emption
x	x	1	x	x	x	x	x	64/65-octet encapsulation supported

**Table 11.46.18.10 – Standard information field – G.992.5 Annex B upstream PTM TPS-TC #0 NPar(3) coding – Octet 11**

		Bits						
8	7	6	5	4	3	2	1	
x	x	x	x	x	x	x	1	G.992.5 Annex B upstream PTM TPS-TC #0 NPar(3)s – Octet 11
x	x	x	x	x	x	1	x	CIpolicy ZERO
x	x	x	x	x	x	1	x	CIpolicy ONE
x	x	x	x	x	1	x	x	Reserved for allocation by ITU-T
x	x	x	x	1	x	x	x	Reserved for allocation by ITU-T
x	x	x	1	x	x	x	x	Reserved for allocation by ITU-T
x	x	1	x	x	x	x	x	Reserved for allocation by ITU-T
x	x	0	0	0	0	0	0	No parameters in this octet

**Table 11.46.19 – Standard information field – G.992.5 Annex B downstream PMS-TC latency path #0 NPar(3) coding – Octet 1**

		Bits						
8	7	6	5	4	3	2	1	
x	x	x	x	x	x	x	x	G.992.5 Annex B downstream PMS-TC latency path #0 NPar(3)s – Octet 1
x	x	x	x	x	x	x	x	Net_max (maximum net data rate, bits 12 to 7)

**Table 11.46.19.1 – Standard information field – G.992.5 Annex B downstream PMS-TC latency path #0 NPar(3) coding – Octet 2**

		Bits						
8	7	6	5	4	3	2	1	
x	x	x	x	x	x	x	x	G.992.5 Annex B downstream PMS-TC latency path #0 NPar(3)s – Octet 2
x	x	x	x	x	x	x	x	Net_max (maximum net data rate, bits 6 to 1)

**Table 11.46.19.2 – Standard information field – G.992.5 Annex B downstream PMS-TC latency path #0 NPar(3) coding – Octet 3**

		Bits						
8	7	6	5	4	3	2	1	
x	x			x	x	x	x	$S_{0\min}$ value
x	x	x	x					Reserved for allocation by ITU-T

**Table 11.46.19.3 – Standard information field – G.992.5 Annex B downstream PMS-TC latency path #0 NPar(3) coding – Octet 4**

		Bits						
8	7	6	5	4	3	2	1	
x	x	x	x	x	x	x	1	$D_0$ value of 96 is supported
x	x	x	x	x	x	1	x	$D_0$ value of 128 is supported
x	x	x	x	x	1	x	x	$D_0$ value of 160 is supported
x	x	x	x	1	x	x	x	$D_0$ value of 192 is supported
x	x	x	1	x	x	x	x	$D_0$ value of 224 is supported
x	x	1	x	x	x	x	x	$D_0$ value of 256 is supported
x	x	0	0	0	0	0	0	No parameters in this octet

**Table 11.46.19.4 – Standard information field – G.992.5 Annex B downstream PMS-TC latency path #0 NPar(3) coding – Octet 5**

		Bits						
8	7	6	5	4	3	2	1	
x	x	x	x	x	x	x	1	$D_0$ value of 288 is supported
x	x	x	x	x	x	1	x	$D_0$ value of 320 is supported
x	x	x	x	x	1	x	x	$D_0$ value of 352 is supported
x	x	x	x	1	x	x	x	$D_0$ value of 384 is supported
x	x	x	1	x	x	x	x	$D_0$ value of 416 is supported
x	x	1	x	x	x	x	x	$D_0$ value of 448 is supported
x	x	0	0	0	0	0	0	No parameters in this octet

**Table 11.46.19.5 – Standard information field – G.992.5 Annex B downstream PMS-TC latency path #0 NPar(3) coding – Octet 6**

		Bits						
8	7	6	5	4	3	2	1	
x	x	x	x	x	x	x	1	$D_0$ value of 480 is supported
x	x	x	x	x	x	1	x	$D_0$ value of 511 is supported
x	x	x	x	x	1	x	x	Reserved for allocation by ITU-T
x	x	x	x	1	x	x	x	Reserved for allocation by ITU-T
x	x	x	1	x	x	x	x	Reserved for allocation by ITU-T
x	x	1	x	x	x	x	x	24000 bytes interleaver size
x	x	0	0	0	0	0	0	No parameters in this octet

**Table 11.46.20 – Standard information field – G.992.5 Annex B  
upstream PMS-TC latency path #0 NPar(3) coding – Octet 1**

8		7		Bits							
				6	5	4	3	2	1		
x	x	x	x	x	x	x	x	x	x	G.992.5 Annex B upstream PMS-TC latency path #0 NPar(3)s – Octet 1	
Net_max (maximum net data rate, bits 12 to 7)											

**Table 11.46.20.1 – Standard information field – G.992.5 Annex B  
upstream PMS-TC latency path #0 NPar(3) coding – Octet 2**

8		7		Bits							
				6	5	4	3	2	1		
x	x	x	x	x	x	x	x	x	x	G.992.5 Annex B upstream PMS-TC latency path #0 NPar(3)s – Octet 2	
Net_max (maximum net data rate, bits 6 to 1)											

**Table 11.46.25 – Standard information field – G.992.5 Annex B  
downstream STM TPS-TC #1 NPar(3) coding – Octet 1**

8		7		Bits							
				6	5	4	3	2	1		
x	x	x	x	x	x	x	x	x	x	G.992.5 Annex B downstream STM TPS-TC #1 NPar(3)s – Octet 1	
Net_min (minimum net data rate, bits 12 to 7)											

**Table 11.46.25.1 – Standard information field – G.992.5 Annex B  
downstream STM TPS-TC #1 NPar(3) coding – Octet 2**

8		7		Bits							
				6	5	4	3	2	1		
x	x	x	x	x	x	x	x	x	x	G.992.5 Annex B downstream STM TPS-TC #1 NPar(3)s – Octet 2	
Net_min (minimum net data rate, bits 6 to 1)											

**Table 11.46.25.2 – Standard information field – G.992.5 Annex B  
downstream STM TPS-TC #1 NPar(3) coding – Octet 3**

8		7		Bits							
				6	5	4	3	2	1		
x	x	x	x	x	x	x	x	x	x	G.992.5 Annex B downstream STM TPS-TC #1 NPar(3)s – Octet 3	
Net_max (maximum net data rate, bits 12 to 7)											

**Table 11.46.25.3 – Standard information field – G.992.5 Annex B  
downstream STM TPS-TC #1 NPar(3) coding – Octet 4**

8		7		Bits							
				6	5	4	3	2	1		
x	x	x	x	x	x	x	x	x	x	G.992.5 Annex B downstream STM TPS-TC #1 NPar(3)s – Octet 4	
Net_max (maximum net data rate, bits 6 to 1)											

**Table 11.46.25.4 – Standard information field – G.992.5 Annex B  
downstream STM TPS-TC #1 NPar(3) coding – Octet 5**

8		7		Bits							
				6	5	4	3	2	1		
x	x	x	x	x	x	x	x	x	x	G.992.5 Annex B downstream STM TPS-TC #1 NPar(3)s – Octet 5	
Net_reserve (minimum reserved net data rate, bits 12 to 7)											

**Table 11.46.25.5 – Standard information field – G.992.5 Annex B  
downstream STM TPS-TC #1 NPar(3) coding – Octet 6**

		Bits						
8	7	6	5	4	3	2	1	
x	x	x	x	x	x	x	x	Net_reserve (minimum reserved net data rate, bits 6 to 1)

**Table 11.46.25.6 – Standard information field – G.992.5 Annex B  
downstream STM TPS-TC #1 NPar(3) coding – Octet 7**

		Bits						
8	7	6	5	4	3	2	1	
x	x	x	x	x	x	x	x	Delay_max (maximum delay) (n milliseconds, n = 0 to 63)

**Table 11.46.25.7 – Standard information field – G.992.5 Annex B  
downstream STM TPS-TC #1 NPar(3) coding – Octet 8**

		Bits						
8	7	6	5	4	3	2	1	
x	x					x	x	Error_max (maximum bit error ratio)
x	x			x	x			INP_min (minimum impulse noise protection) (bits 2 and 1)
x	x		x					Reserved for allocation by ITU-T
x	x	x						Reserved for allocation by ITU-T

**Table 11.46.25.8 – Standard information field – G.992.5 Annex B  
downstream STM TPS-TC #1 NPar(3) coding – Octet 9**

		Bits						
8	7	6	5	4	3	2	1	
x	x	x	x	x	x	x	x	INP_min (minimum impulse noise protection) (bits 8 to 3)

**Table 11.46.25.9 – Standard information field – G.992.5 Annex B  
downstream STM TPS-TC #1 NPar(3) coding – Octet 10**

		Bits						
8	7	6	5	4	3	2	1	
x	x	x	x	x	x	x	1	Cpolicy ZERO
x	x	x	x	x	x	1	x	Cpolicy ONE
x	x	x	x	x	1	x	x	Reserved for allocation by ITU-T
x	x	x	x	1	x	x	x	Reserved for allocation by ITU-T
x	x	x	1	x	x	x	x	Reserved for allocation by ITU-T
x	x	1	x	x	x	x	x	Reserved for allocation by ITU-T
x	x	0	0	0	0	0	0	No parameters in this octet

**Table 11.46.26 – Standard information field – G.992.5 Annex B  
upstream STM TPS-TC #1 NPar(3) coding – Octet 1**

		Bits						
8	7	6	5	4	3	2	1	
x	x	x	x	x	x	x	x	Net_min (minimum net data rate, bits 12 to 7)



**Table 11.46.26.1 – Standard information field – G.992.5 Annex B upstream STM TPS-TC #1 NPar(3) coding – Octet 2**

8		7		Bits							G.992.5 Annex B upstream STM TPS-TC #1 NPar(3)s – Octet 2
				6	5	4	3	2	1		
x	x	x	x	x	x	x	x	x	x	Net_min (minimum net data rate, bits 6 to 1)	

**Table 11.46.26.2 – Standard information field – G.992.5 Annex B upstream STM TPS-TC #1 NPar(3) coding – Octet 3**

8		7		Bits							G.992.5 Annex B upstream STM TPS-TC #1 NPar(3)s – Octet 3
				6	5	4	3	2	1		
x	x	x	x	x	x	x	x	x	x	Net_max (maximum net data rate, bits 12 to 7)	

**Table 11.46.26.3 – Standard information field – G.992.5 Annex B upstream STM TPS-TC #1 NPar(3) coding – Octet 4**

8		7		Bits							G.992.5 Annex B upstream STM TPS-TC #1 NPar(3)s – Octet 4
				6	5	4	3	2	1		
x	x	x	x	x	x	x	x	x	x	Net_max (maximum net data rate, bits 6 to 1)	

**Table 11.46.26.4 – Standard information field – G.992.5 Annex B upstream STM TPS-TC #1 NPar(3) coding – Octet 5**

8		7		Bits							G.992.5 Annex B upstream STM TPS-TC #1 NPar(3)s – Octet 5
				6	5	4	3	2	1		
x	x	x	x	x	x	x	x	x	x	Net_reserve (minimum reserved net data rate, bits 12 to 7)	

**Table 11.46.26.5 – Standard information field – G.992.5 Annex B upstream STM TPS-TC #1 NPar(3) coding – Octet 6**

8		7		Bits							G.992.5 Annex B upstream STM TPS-TC #1 NPar(3)s – Octet 6
				6	5	4	3	2	1		
x	x	x	x	x	x	x	x	x	x	Net_reserve (minimum reserved net data rate, bits 6 to 1)	

**Table 11.46.26.6 – Standard information field – G.992.5 Annex B upstream STM TPS-TC #1 NPar(3) coding – Octet 7**

8		7		Bits							G.992.5 Annex B upstream STM TPS-TC #1 NPar(3)s – Octet 7
				6	5	4	3	2	1		
x	x	x	x	x	x	x	x	x	x	Delay_max (maximum delay) (n milliseconds, n = 0 to 63)	

**Table 11.46.26.7 – Standard information field – G.992.5 Annex B upstream STM TPS-TC #1 NPar(3) coding – Octet 8**

8		7		Bits							G.992.5 Annex B upstream STM TPS-TC #1 NPar(3)s – Octet 8
				6	5	4	3	2	1		
x	x							x	x	Error_max (maximum bit error ratio)	
x	x					x	x			INP_min (minimum impulse noise protection) (bits 2 and 1)	
x	x			x						Reserved for allocation by ITU-T	
x	x	x								Reserved for allocation by ITU-T	

**Table 11.46.26.8 – Standard information field – G.992.5 Annex B  
upstream STM TPS-TC #1 NPar(3) coding – Octet 9**

8 7		Bits					G.992.5 Annex B upstream STM TPS-TC #1 NPar(3)s – Octet 9	
8	7	6	5	4	3	2		1
x	x	x	x	x	x	x	x	INP_min (minimum impulse noise protection) (bits 8 to 3)

**Table 11.46.26.9 – Standard information field – G.992.5 Annex B  
upstream STM TPS-TC #1 NPar(3) coding – Octet 10**

8 7		Bits					G.992.5 Annex B upstream STM TPS-TC #1 NPar(3)s – Octet 10	
8	7	6	5	4	3	2		1
x	x	x	x	x	x	x	1	CIpolicy ZERO
x	x	x	x	x	x	1	x	CIpolicy ONE
x	x	x	x	x	1	x	x	Reserved for allocation by ITU-T
x	x	x	x	1	x	x	x	Reserved for allocation by ITU-T
x	x	x	1	x	x	x	x	Reserved for allocation by ITU-T
x	x	1	x	x	x	x	x	Reserved for allocation by ITU-T
x	x	0	0	0	0	0	0	No parameters in this octet

**Table 11.46.27 – Standard information field – G.992.5 Annex B  
downstream ATM TPS-TC #1 NPar(3) coding – Octet 1**

8 7		Bits					G.992.5 Annex B downstream ATM TPS-TC #1 NPar(3)s – Octet 1	
8	7	6	5	4	3	2		1
x	x	x	x	x	x	x	x	Net_min (minimum net data rate, bits 12 to 7)

**Table 11.46.27.1 – Standard information field – G.992.5 Annex B  
downstream ATM TPS-TC #1 NPar(3) coding – Octet 2**

8 7		Bits					G.992.5 Annex B downstream ATM TPS-TC #1 NPar(3)s – Octet 2	
8	7	6	5	4	3	2		1
x	x	x	x	x	x	x	x	Net_min (minimum net data rate, bits 6 to 1)

**Table 11.46.27.2 – Standard information field – G.992.5 Annex B  
downstream ATM TPS-TC #1 NPar(3) coding – Octet 3**

8 7		Bits					G.992.5 Annex B downstream ATM TPS-TC #1 NPar(3)s – Octet 3	
8	7	6	5	4	3	2		1
x	x	x	x	x	x	x	x	Net_max (maximum net data rate, bits 12 to 7)

**Table 11.46.27.3 – Standard information field – G.992.5 Annex B  
downstream ATM TPS-TC #1 NPar(3) coding – Octet 4**

8 7		Bits					G.992.5 Annex B downstream ATM TPS-TC #1 NPar(3)s – Octet 4	
8	7	6	5	4	3	2		1
x	x	x	x	x	x	x	x	Net_max (maximum net data rate, bits 6 to 1)

**Table 11.46.27.4 – Standard information field – G.992.5 Annex B downstream ATM TPS-TC #1 NPar(3) coding – Octet 5**

		Bits						
8	7	6	5	4	3	2	1	
x	x	x	x	x	x	x	x	Net_reserve (minimum reserved net data rate, bits 12 to 7)

**Table 11.46.27.5 – Standard information field – G.992.5 Annex B downstream ATM TPS-TC #1 NPar(3) coding – Octet 6**

		Bits						
8	7	6	5	4	3	2	1	
x	x	x	x	x	x	x	x	Net_reserve (minimum reserved net data rate, bits 6 to 1)

**Table 11.46.27.6 – Standard information field – G.992.5 Annex B downstream ATM TPS-TC #1 NPar(3) coding – Octet 7**

		Bits						
8	7	6	5	4	3	2	1	
x	x	x	x	x	x	x	x	Delay_max (maximum delay) (n milliseconds, n = 0 to 63)

**Table 11.46.27.7 – Standard information field – G.992.5 Annex B downstream ATM TPS-TC #1 NPar(3) coding – Octet 8**

		Bits						
8	7	6	5	4	3	2	1	
x	x					x	x	Error_max (maximum bit error ratio)
x	x			x	x			INP_min (minimum impulse noise protection) (bits 2 and 1)
x	x		x					Reserved for allocation by ITU-T
x	x	x						IMA_flag

**Table 11.46.27.8 – Standard information field – G.992.5 Annex B downstream ATM TPS-TC #1 NPar(3) coding – Octet 9**

		Bits						
8	7	6	5	4	3	2	1	
x	x	x	x	x	x	x	x	INP_min (minimum impulse noise protection) (bits 8 to 3)

**Table 11.46.27.9 – Standard information field – G.992.5 Annex B downstream ATM TPS-TC #1 NPar(3) coding – Octet 10**

		Bits						
8	7	6	5	4	3	2	1	
x	x	x	x	x	x	x	1	CIpolicy ZERO
x	x	x	x	x	x	1	x	CIpolicy ONE
x	x	x	x	x	1	x	x	Reserved for allocation by ITU-T
x	x	x	x	1	x	x	x	Reserved for allocation by ITU-T
x	x	x	1	x	x	x	x	Reserved for allocation by ITU-T
x	x	1	x	x	x	x	x	Reserved for allocation by ITU-T
x	x	0	0	0	0	0	0	No parameters in this octet

**Table 11.46.28 – Standard information field – G.992.5 Annex B  
upstream ATM TPS-TC #1 NPar(3) coding – Octet 1**

		Bits						
8	7	6	5	4	3	2	1	
x	x	x	x	x	x	x	x	Net_min (minimum net data rate, bits 12 to 7)

**Table 11.46.28.1 – Standard information field – G.992.5 Annex B  
upstream ATM TPS-TC #1 NPar(3) coding – Octet 2**

		Bits						
8	7	6	5	4	3	2	1	
x	x	x	x	x	x	x	x	Net_min (minimum net data rate, bits 6 to 1)

**Table 11.46.28.2 – Standard information field – G.992.5 Annex B  
upstream ATM TPS-TC #1 NPar(3) coding – Octet 3**

		Bits						
8	7	6	5	4	3	2	1	
x	x	x	x	x	x	x	x	Net_max (maximum net data rate, bits 12 to 7)

**Table 11.46.28.3 – Standard information field – G.992.5 Annex B  
upstream ATM TPS-TC #1 NPar(3) coding – Octet 4**

		Bits						
8	7	6	5	4	3	2	1	
x	x	x	x	x	x	x	x	Net_max (maximum net data rate, bits 6 to 1)

**Table 11.46.28.4 – Standard information field – G.992.5 Annex B  
upstream ATM TPS-TC #1 NPar(3) coding – Octet 5**

		Bits						
8	7	6	5	4	3	2	1	
x	x	x	x	x	x	x	x	Net_reserve (minimum reserved net data rate, bits 12 to 7)

**Table 11.46.28.5 – Standard information field – G.992.5 Annex B  
upstream ATM TPS-TC #1 NPar(3) coding – Octet 6**

		Bits						
8	7	6	5	4	3	2	1	
x	x	x	x	x	x	x	x	Net_reserve (minimum reserved net data rate, bits 6 to 1)

**Table 11.46.28.6 – Standard information field – G.992.5 Annex B  
upstream ATM TPS-TC #1 NPar(3) coding – Octet 7**

		Bits						
8	7	6	5	4	3	2	1	
x	x	x	x	x	x	x	x	Delay_max (maximum delay) (n milliseconds, n = 0 to 63)

**Table 11.46.28.7 – Standard information field – G.992.5 Annex B  
upstream ATM TPS-TC #1 NPar(3) coding – Octet 8**

		Bits						
8	7	6	5	4	3	2	1	
x	x					x	x	Error_max (maximum bit error ratio)
x	x			x	x			INP_min (minimum impulse noise protection) (bits 2 and 1)
x	x		x					Reserved for allocation by ITU-T
x	x	x						IMA_flag

**Table 11.46.28.8 – Standard information field – G.992.5 Annex B  
upstream ATM TPS-TC #1 NPar(3) coding – Octet 9**

		Bits						
8	7	6	5	4	3	2	1	
x	x	x	x	x	x	x	x	INP_min (minimum impulse noise protection) (bits 8 to 3)

**Table 11.46.28.9 – Standard information field – G.992.5 Annex B  
upstream ATM TPS-TC #1 NPar(3) coding – Octet 10**

		Bits						
8	7	6	5	4	3	2	1	
x	x	x	x	x	x	x	1	CIpolicy ZERO
x	x	x	x	x	x	1	x	CIpolicy ONE
x	x	x	x	x	1	x	x	Reserved for allocation by ITU-T
x	x	x	x	1	x	x	x	Reserved for allocation by ITU-T
x	x	x	1	x	x	x	x	Reserved for allocation by ITU-T
x	x	1	x	x	x	x	x	Reserved for allocation by ITU-T
x	x	0	0	0	0	0	0	No parameters in this octet

**Table 11.46.29 – Standard information field – G.992.5 Annex B  
downstream PTM TPS-TC #1 NPar(3) coding – Octet 1**

		Bits						
8	7	6	5	4	3	2	1	
x	x	x	x	x	x	x	x	Net_min (minimum net data rate, bits 12 to 7)

**Table 11.46.29.1 – Standard information field – G.992.5 Annex B  
downstream PTM TPS-TC #1 NPar(3) coding – Octet 2**

		Bits						
8	7	6	5	4	3	2	1	
x	x	x	x	x	x	x	x	Net_min (minimum net data rate, bits 6 to 1)

**Table 11.46.29.2 – Standard information field – G.992.5 Annex B  
downstream PTM TPS-TC #1 NPar(3) coding – Octet 3**

		Bits						
8	7	6	5	4	3	2	1	
x	x	x	x	x	x	x	x	Net_max (maximum net data rate, bits 12 to 7)

**Table 11.46.29.3 – Standard information field – G.992.5 Annex B downstream PTM TPS-TC #1 NPar(3) coding – Octet 4**

		Bits						
8	7	6	5	4	3	2	1	
x	x	x	x	x	x	x	x	Net_max (maximum net data rate, bits 6 to 1)

**Table 11.46.29.4 – Standard information field – G.992.5 Annex B downstream PTM TPS-TC #1 NPar(3) coding – Octet 5**

		Bits						
8	7	6	5	4	3	2	1	
x	x	x	x	x	x	x	x	Net_reserve (minimum reserved net data rate, bits 12 to 7)

**Table 11.46.29.5 – Standard information field – G.992.5 Annex B downstream PTM TPS-TC #1 NPar(3) coding – Octet 6**

		Bits						
8	7	6	5	4	3	2	1	
x	x	x	x	x	x	x	x	Net_reserve (minimum reserved net data rate, bits 6 to 1)

**Table 11.46.29.6 – Standard information field – G.992.5 Annex B downstream PTM TPS-TC #1 NPar(3) coding – Octet 7**

		Bits						
8	7	6	5	4	3	2	1	
x	x	x	x	x	x	x	x	Delay_max (maximum delay) (n milliseconds, n = 0 to 63)

**Table 11.46.29.7 – Standard information field – G.992.5 Annex B downstream PTM TPS-TC #1 NPar(3) coding – Octet 8**

		Bits						
8	7	6	5	4	3	2	1	
x	x					x	x	Error_max (maximum bit error ratio)
x	x			x	x			INP_min (minimum impulse noise protection) (bits 2 and 1)
x	x		x					Reserved for allocation by ITU-T
x	x	x						Reserved for allocation by ITU-T

**Table 11.46.29.8 – Standard information field – G.992.5 Annex B downstream PTM TPS-TC #1 NPar(3) coding – Octet 9**

		Bits						
8	7	6	5	4	3	2	1	
x	x	x	x	x	x	x	x	INP_min (minimum impulse noise protection) (bits 8 to 3)

**Table 11.46.29.9 – Standard information field – G.992.5 Annex B  
downstream PTM TPS-TC #1 NPar(3) coding – Octet 10**

		Bits						
8	7	6	5	4	3	2	1	
x	x	x	x	x	x	x	1	HDLC encapsulation
x	x	x	x	x	x	1	x	Reserved by ITU-T
x	x	x	x	x	1	x	x	Reserved by ITU-T
x	x	x	x	1	x	x	x	64/65-octet encapsulation with short packets
x	x	x	1	x	x	x	x	64/65-octet encapsulation with pre-emption
x	x	1	x	x	x	x	x	64/65-octet encapsulation supported

**Table 11.46.29.10 – Standard information field – G.992.5 Annex B  
downstream PTM TPS-TC #1 NPar(3) coding – Octet 11**

		Bits						
8	7	6	5	4	3	2	1	
x	x	x	x	x	x	x	1	CIpolicy ZERO
x	x	x	x	x	x	1	x	CIpolicy ONE
x	x	x	x	x	1	x	x	Reserved for allocation by ITU-T
x	x	x	x	1	x	x	x	Reserved for allocation by ITU-T
x	x	x	1	x	x	x	x	Reserved for allocation by ITU-T
x	x	1	x	x	x	x	x	Reserved for allocation by ITU-T
x	x	0	0	0	0	0	0	No parameters in this octet

**Table 11.46.30 – Standard information field – G.992.5 Annex B  
upstream PTM TPS-TC #1 NPar(3) coding – Octet 1**

		Bits						
8	7	6	5	4	3	2	1	
x	x	x	x	x	x	x	x	Net_min (minimum net data rate, bits 12 to 7)

**Table 11.46.30.1 – Standard information field – G.992.5 Annex B  
upstream PTM TPS-TC #1 NPar(3) coding – Octet 2**

		Bits						
8	7	6	5	4	3	2	1	
x	x	x	x	x	x	x	x	Net_min (minimum net data rate, bits 6 to 1)

**Table 11.46.30.2 – Standard information field – G.992.5 Annex B  
upstream PTM TPS-TC #1 NPar(3) coding – Octet 3**

		Bits						
8	7	6	5	4	3	2	1	
x	x	x	x	x	x	x	x	Net_max (maximum net data rate, bits 12 to 7)

**Table 11.46.30.3 – Standard information field – G.992.5 Annex B  
upstream PTM TPS-TC #1 NPar(3) coding – Octet 4**

		Bits						
8	7	6	5	4	3	2	1	
x	x	x	x	x	x	x	x	Net_max (maximum net data rate, bits 6 to 1)

**Table 11.46.30.4 – Standard information field – G.992.5 Annex B  
upstream PTM TPS-TC #1 NPar(3) coding – Octet 5**

		Bits						
8	7	6	5	4	3	2	1	
x	x	x	x	x	x	x	x	Net_reserve (minimum reserved net data rate, bits 12 to 7)

**Table 11.46.30.5 – Standard information field – G.992.5 Annex B  
upstream PTM TPS-TC #1 NPar(3) coding – Octet 6**

		Bits						
8	7	6	5	4	3	2	1	
x	x	x	x	x	x	x	x	Net_reserve (minimum reserved net data rate, bits 6 to 1)

**Table 11.46.30.6 – Standard information field – G.992.5 Annex B  
upstream PTM TPS-TC #1 NPar(3) coding – Octet 7**

		Bits						
8	7	6	5	4	3	2	1	
x	x	x	x	x	x	x	x	Delay_max (maximum delay) (n milliseconds, n = 0 to 63)

**Table 11.46.30.7 – Standard information field – G.992.5 Annex B  
upstream PTM TPS-TC #1 NPar(3) coding – Octet 8**

		Bits						
8	7	6	5	4	3	2	1	
x	x					x	x	Error_max (maximum bit error ratio)
x	x			x	x			INP_min (minimum impulse noise protection) (bits 2 and 1)
x	x		x					Reserved for allocation by ITU-T
x	x	x						Reserved for allocation by ITU-T

**Table 11.46.30.8 – Standard information field – G.992.5 Annex B  
upstream PTM TPS-TC #1 NPar(3) coding – Octet 9**

		Bits						
8	7	6	5	4	3	2	1	
x	x	x	x	x	x	x	x	INP_min (minimum impulse noise protection) (bits 8 to 3)



**Table 11.46.30.9 – Standard information field – G.992.5 Annex B  
upstream PTM TPS-TC #1 NPar(3) coding – Octet 10**

		Bits						
8	7	6	5	4	3	2	1	
x	x	x	x	x	x	x	1	HDLC encapsulation
x	x	x	x	x	x	1	x	Reserved by ITU-T
x	x	x	x	x	1	x	x	Reserved by ITU-T
x	x	x	x	1	x	x	x	64/65-octet encapsulation with short packets
x	x	x	1	x	x	x	x	64/65-octet encapsulation with pre-emption
x	x	1	x	x	x	x	x	64/65-octet encapsulation supported

**Table 11.46.30.10 – Standard information field – G.992.5 Annex B  
upstream PTM TPS-TC #1 NPar(3) coding – Octet 11**

		Bits						
8	7	6	5	4	3	2	1	
x	x	x	x	x	x	x	1	Cipolicy ZERO
x	x	x	x	x	x	1	x	Cipolicy ONE
x	x	x	x	x	1	x	x	Reserved for allocation by ITU-T
x	x	x	x	1	x	x	x	Reserved for allocation by ITU-T
x	x	x	1	x	x	x	x	Reserved for allocation by ITU-T
x	x	1	x	x	x	x	x	Reserved for allocation by ITU-T
x	x	0	0	0	0	0	0	No parameters in this octet

**Table 11.46.31 – Standard information field – G.992.5 Annex B  
downstream PMS-TC latency path #1 NPar(3) coding – Octet 1**

		Bits						
8	7	6	5	4	3	2	1	
x	x	x	x	x	x	x	x	Net_max (maximum net data rate, bits 12 to 7)

**Table 11.46.31.1 – Standard information field – G.992.5 Annex B  
downstream PMS-TC latency path #1 NPar(3) coding – Octet 2**

		Bits						
8	7	6	5	4	3	2	1	
x	x	x	x	x	x	x	x	Net_max (maximum net data rate, bits 6 to 1)

**Table 11.46.31.2 – Standard information field – G.992.5 Annex B  
downstream PMS-TC latency path #1 NPar(3) coding – Octet 3**

		Bits						
8	7	6	5	4	3	2	1	
x	x			x	x	x	x	R <sub>1 max</sub> value (2 * n, n = 0 to 15)
x	x	x	x					Reserved for allocation by ITU-T

**Table 11.46.31.3 – Standard information field – G.992.5 Annex B downstream PMS-TC latency path #1 NPar(3) coding – Octet 4**

		Bits						
8	7	6	5	4	3	2	1	
x	x				x	x	x	G.992.5 Annex B downstream PMS-TC latency path #1 NPar(3)s – Octet 4
x	x	x	x	x				$D_{1\max}$ value ( $2^n$ , $n = 0$ to $7$ )
								Reserved for allocation by ITU-T

**Table 11.46.32 – Standard information field – G.992.5 Annex B upstream PMS-TC latency path #1 NPar(3) coding – Octet 1**

		Bits						
8	7	6	5	4	3	2	1	
x	x	x	x	x	x	x	x	G.992.5 Annex B upstream PMS-TC latency path #1 NPar(3)s – Octet 1
								Net_max (maximum net data rate, bits 12 to 7)

**Table 11.46.32.1 – Standard information field – G.992.5 Annex B upstream PMS-TC latency path #1 NPar(3) coding – Octet 2**

		Bits						
8	7	6	5	4	3	2	1	
x	x	x	x	x	x	x	x	G.992.5 Annex B upstream PMS-TC latency path #1 NPar(3)s – Octet 2
								Net_max (maximum net data rate, bits 6 to 1)

**Table 11.46.32.2 – Standard information field – G.992.5 Annex B upstream PMS-TC latency path #1 NPar(3) coding – Octet 3**

		Bits						
8	7	6	5	4	3	2	1	
x	x			x	x	x	x	G.992.5 Annex B upstream PMS-TC latency path #1 NPar(3)s – Octet 3
x	x	x	x					$R_{1\max}$ value ( $2 * n$ , $n = 0$ to $15$ )
								Reserved for allocation by ITU-T

**Table 11.46.32.3 – Standard information field – G.992.5 Annex B upstream PMS-TC latency path #1 NPar(3) coding – Octet 4**

		Bits						
8	7	6	5	4	3	2	1	
x	x				x	x	x	G.992.5 Annex B upstream PMS-TC latency path #1 NPar(3)s – Octet 4
x	x	x	x	x				$D_{1\max}$ value ( $2^n$ , $n = 0$ to $7$ )
								Reserved for allocation by ITU-T

**Table 11.46.37 – Standard information field – G.992.5 Annex B downstream STM TPS-TC #2 NPar(3) coding – Octet 1**

		Bits						
8	7	6	5	4	3	2	1	
x	x	x	x	x	x	x	x	G.992.5 Annex B downstream STM TPS-TC #2 NPar(3)s – Octet 1
								Net_min (minimum net data rate, bits 12 to 7)

**Table 11.46.37.1 – Standard information field – G.992.5 Annex B downstream STM TPS-TC #2 NPar(3) coding – Octet 2**

		Bits						
8	7	6	5	4	3	2	1	
x	x	x	x	x	x	x	x	G.992.5 Annex B downstream STM TPS-TC #2 NPar(3)s – Octet 2
								Net_min (minimum net data rate, bits 6 to 1)

**Table 11.46.37.2 – Standard information field – G.992.5 Annex B downstream STM TPS-TC #2 NPar(3) coding – Octet 3**

		Bits						
8	7	6	5	4	3	2	1	
x	x	x	x	x	x	x	x	Net_max (maximum net data rate, bits 12 to 7)

**Table 11.46.37.3 – Standard information field – G.992.5 Annex B downstream STM TPS-TC #2 NPar(3) coding – Octet 4**

		Bits						
8	7	6	5	4	3	2	1	
x	x	x	x	x	x	x	x	Net_max (maximum net data rate, bits 6 to 1)

**Table 11.46.37.4 – Standard information field – G.992.5 Annex B downstream STM TPS-TC #2 NPar(3) coding – Octet 5**

		Bits						
8	7	6	5	4	3	2	1	
x	x	x	x	x	x	x	x	Net_reserve (minimum reserved net data rate, bits 12 to 7)

**Table 11.46.37.5 – Standard information field – G.992.5 Annex B downstream STM TPS-TC #2 NPar(3) coding – Octet 6**

		Bits						
8	7	6	5	4	3	2	1	
x	x	x	x	x	x	x	x	Net_reserve (minimum reserved net data rate, bits 6 to 1)

**Table 11.46.37.6 – Standard information field – G.992.5 Annex B downstream STM TPS-TC #2 NPar(3) coding – Octet 7**

		Bits						
8	7	6	5	4	3	2	1	
x	x	x	x	x	x	x	x	Delay_max (maximum delay) (n milliseconds, n = 0 to 63)

**Table 11.46.37.7 – Standard information field – G.992.5 Annex B downstream STM TPS-TC #2 NPar(3) coding – Octet 8**

		Bits						
8	7	6	5	4	3	2	1	
x	x					x	x	Error_max (maximum bit error ratio)
x	x			x	x			INP_min (minimum impulse noise protection) (bits 2 and 1)
x	x		x					Reserved for allocation by ITU-T
x	x	x						Reserved for allocation by ITU-T

**Table 11.46.37.8 – Standard information field – G.992.5 Annex B downstream STM TPS-TC #2 NPar(3) coding – Octet 9**

		Bits						
8	7	6	5	4	3	2	1	
x	x	x	x	x	x	x	x	INP_min (minimum impulse noise protection) (bits 8 to 3)

**Table 11.46.37.9 – Standard information field – G.992.5 Annex B  
downstream STM TPS-TC #2 NPar(3) coding – Octet 10**

		Bits						
8	7	6	5	4	3	2	1	
x	x	x	x	x	x	x	1	CIpolicy ZERO
x	x	x	x	x	x	1	x	CIpolicy ONE
x	x	x	x	x	1	x	x	Reserved for allocation by ITU-T
x	x	x	x	1	x	x	x	Reserved for allocation by ITU-T
x	x	x	1	x	x	x	x	Reserved for allocation by ITU-T
x	x	1	x	x	x	x	x	Reserved for allocation by ITU-T
x	x	0	0	0	0	0	0	No parameters in this octet

**Table 11.46.38 – Standard information field – G.992.5 Annex B  
upstream STM TPS-TC #2 NPar(3) coding – Octet 1**

		Bits						
8	7	6	5	4	3	2	1	
x	x	x	x	x	x	x	x	Net_min (minimum net data rate, bits 12 to 7)

**Table 11.46.38.1 – Standard information field – G.992.5 Annex B  
upstream STM TPS-TC #2 NPar(3) coding – Octet 2**

		Bits						
8	7	6	5	4	3	2	1	
x	x	x	x	x	x	x	x	Net_min (minimum net data rate, bits 6 to 1)

**Table 11.46.38.2 – Standard information field – G.992.5 Annex B  
upstream STM TPS-TC #2 NPar(3) coding – Octet 3**

		Bits						
8	7	6	5	4	3	2	1	
x	x	x	x	x	x	x	x	Net_max (maximum net data rate, bits 12 to 7)

**Table 11.46.38.3 – Standard information field – G.992.5 Annex B  
upstream STM TPS-TC #2 NPar(3) coding – Octet 4**

		Bits						
8	7	6	5	4	3	2	1	
x	x	x	x	x	x	x	x	Net_max (maximum net data rate, bits 6 to 1)

**Table 11.46.38.4 – Standard information field – G.992.5 Annex B  
upstream STM TPS-TC #2 NPar(3) coding – Octet 5**

		Bits						
8	7	6	5	4	3	2	1	
x	x	x	x	x	x	x	x	Net_reserve (minimum reserved net data rate, bits 12 to 7)

**Table 11.46.38.5 – Standard information field – G.992.5 Annex B upstream STM TPS-TC #2 NPar(3) coding – Octet 6**

		Bits						
8	7	6	5	4	3	2	1	
x	x	x	x	x	x	x	x	Net_reserve (minimum reserved net data rate, bits 6 to 1)

**Table 11.46.38.6 – Standard information field – G.992.5 Annex B upstream STM TPS-TC #2 NPar(3) coding – Octet 7**

		Bits						
8	7	6	5	4	3	2	1	
x	x	x	x	x	x	x	x	Delay_max (maximum delay) (n milliseconds, n = 0 to 63)

**Table 11.46.38.7 – Standard information field – G.992.5 Annex B upstream STM TPS-TC #2 NPar(3) coding – Octet 8**

		Bits						
8	7	6	5	4	3	2	1	
x	x					x	x	Error_max (maximum bit error ratio)
x	x			x	x			INP_min (minimum impulse noise protection) (bits 2 and 1)
x	x		x					Reserved for allocation by ITU-T
x	x	x						Reserved for allocation by ITU-T

**Table 11.46.38.8 – Standard information field – G.992.5 Annex B upstream STM TPS-TC #2 NPar(3) coding – Octet 9**

		Bits						
8	7	6	5	4	3	2	1	
x	x	x	x	x	x	x	x	INP_min (minimum impulse noise protection) (bits 8 to 3)

**Table 11.46.38.9 – Standard information field – G.992.5 Annex B upstream STM TPS-TC #2 NPar(3) coding – Octet 10**

		Bits						
8	7	6	5	4	3	2	1	
x	x	x	x	x	x	x	1	Cpolicy ZERO
x	x	x	x	x	x	1	x	Cpolicy ONE
x	x	x	x	x	1	x	x	Reserved for allocation by ITU-T
x	x	x	x	1	x	x	x	Reserved for allocation by ITU-T
x	x	x	1	x	x	x	x	Reserved for allocation by ITU-T
x	x	1	x	x	x	x	x	Reserved for allocation by ITU-T
x	x	0	0	0	0	0	0	No parameters in this octet

**Table 11.46.39 – Standard information field – G.992.5 Annex B downstream ATM TPS-TC #2 NPar(3) coding – Octet 1**

		Bits						
8	7	6	5	4	3	2	1	
x	x	x	x	x	x	x	x	Net_min (minimum net data rate, bits 12 to 7)

**Table 11.46.39.1 – Standard information field – G.992.5 Annex B downstream ATM TPS-TC #2 NPar(3) coding – Octet 2**

8		7		6		5		4		3		2		1	
<b>G.992.5 Annex B downstream ATM TPS-TC #2 NPar(3)s – Octet 2</b>															
x	x	x	x	x	x	x	x	x	x	x	x	x	x	x	x
Net_min (minimum net data rate, bits 6 to 1)															

**Table 11.46.39.2 – Standard information field – G.992.5 Annex B downstream ATM TPS-TC #2 NPar(3) coding – Octet 3**

8		7		6		5		4		3		2		1	
<b>G.992.5 Annex B downstream ATM TPS-TC #2 NPar(3)s – Octet 3</b>															
x	x	x	x	x	x	x	x	x	x	x	x	x	x	x	x
Net_max (maximum net data rate, bits 12 to 7)															

**Table 11.46.39.3 – Standard information field – G.992.5 Annex B downstream ATM TPS-TC #2 NPar(3) coding – Octet 4**

8		7		6		5		4		3		2		1	
<b>G.992.5 Annex B downstream ATM TPS-TC #2 NPar(3)s – Octet 4</b>															
x	x	x	x	x	x	x	x	x	x	x	x	x	x	x	x
Net_max (maximum net data rate, bits 6 to 1)															

**Table 11.46.39.4 – Standard information field – G.992.5 Annex B downstream ATM TPS-TC #2 NPar(3) coding – Octet 5**

8		7		6		5		4		3		2		1	
<b>G.992.5 Annex B downstream ATM TPS-TC #2 NPar(3)s – Octet 5</b>															
x	x	x	x	x	x	x	x	x	x	x	x	x	x	x	x
Net_reserve (minimum reserved net data rate, bits 12 to 7)															

**Table 11.46.39.5 – Standard information field – G.992.5 Annex B downstream ATM TPS-TC #2 NPar(3) coding – Octet 6**

8		7		6		5		4		3		2		1	
<b>G.992.5 Annex B downstream ATM TPS-TC #2 NPar(3)s – Octet 6</b>															
x	x	x	x	x	x	x	x	x	x	x	x	x	x	x	x
Net_reserve (minimum reserved net data rate, bits 6 to 1)															

**Table 11.46.39.6 – Standard information field – G.992.5 Annex B downstream ATM TPS-TC #2 NPar(3) coding – Octet 7**

8		7		6		5		4		3		2		1	
<b>G.992.5 Annex B downstream ATM TPS-TC #2 NPar(3)s – Octet 7</b>															
x	x	x	x	x	x	x	x	x	x	x	x	x	x	x	x
Delay_max (maximum delay) (n milliseconds, n = 0 to 63)															

**Table 11.46.39.7 – Standard information field – G.992.5 Annex B downstream ATM TPS-TC #2 NPar(3) coding – Octet 8**

8		7		6		5		4		3		2		1	
<b>G.992.5 Annex B downstream ATM TPS-TC #2 NPar(3)s – Octet 8</b>															
x	x											x	x		
Error_max (maximum bit error ratio)															
x	x											x	x		
INP_min (minimum impulse noise protection) (bits 2 and 1)															
x	x											x			
Reserved for allocation by ITU-T															
x	x											x			
IMA_flag															

**Table 11.46.39.8 – Standard information field – G.992.5 Annex B  
downstream ATM TPS-TC #2 NPar(3) coding – Octet 9**

		Bits						
8	7	6	5	4	3	2	1	
x	x	x	x	x	x	x	x	G.992.5 Annex B downstream ATM TPS-TC #2 NPar(3)s – Octet 9
								INP_min (minimum impulse noise protection) (bits 8 to 3)

**Table 11.46.39.9 – Standard information field – G.992.5 Annex B  
downstream ATM TPS-TC #2 NPar(3) coding – Octet 10**

		Bits						
8	7	6	5	4	3	2	1	
x	x	x	x	x	x	x	1	Cipolicy ZERO
x	x	x	x	x	x	1	x	Cipolicy ONE
x	x	x	x	x	1	x	x	Reserved for allocation by ITU-T
x	x	x	x	1	x	x	x	Reserved for allocation by ITU-T
x	x	x	1	x	x	x	x	Reserved for allocation by ITU-T
x	x	1	x	x	x	x	x	Reserved for allocation by ITU-T
x	x	0	0	0	0	0	0	No parameters in this octet

**Table 11.46.40 – Standard information field – G.992.5 Annex B  
upstream ATM TPS-TC #2 NPar(3) coding – Octet 1**

		Bits						
8	7	6	5	4	3	2	1	
x	x	x	x	x	x	x	x	G.992.5 Annex B upstream ATM TPS-TC #2 NPar(3)s – Octet 1
								Net_min (minimum net data rate, bits 12 to 7)

**Table 11.46.40.1 – Standard information field – G.992.5 Annex B  
upstream ATM TPS-TC #2 NPar(3) coding – Octet 2**

		Bits						
8	7	6	5	4	3	2	1	
x	x	x	x	x	x	x	x	G.992.5 Annex B upstream ATM TPS-TC #2 NPar(3)s – Octet 2
								Net_min (minimum net data rate, bits 6 to 1)

**Table 11.46.40.2 – Standard information field – G.992.5 Annex B  
upstream ATM TPS-TC #2 NPar(3) coding – Octet 3**

		Bits						
8	7	6	5	4	3	2	1	
x	x	x	x	x	x	x	x	G.992.5 Annex B upstream ATM TPS-TC #2 NPar(3)s – Octet 3
								Net_max (maximum net data rate, bits 12 to 7)

**Table 11.46.40.3 – Standard information field – G.992.5 Annex B  
upstream ATM TPS-TC #2 NPar(3) coding – Octet 4**

		Bits						
8	7	6	5	4	3	2	1	
x	x	x	x	x	x	x	x	G.992.5 Annex B upstream ATM TPS-TC #2 NPar(3)s – Octet 4
								Net_max (maximum net data rate, bits 6 to 1)

**Table 11.46.40.4 – Standard information field – G.992.5 Annex B  
upstream ATM TPS-TC #2 NPar(3) coding – Octet 5**

		Bits						
8	7	6	5	4	3	2	1	
x	x	x	x	x	x	x	x	Net_reserve (minimum reserved net data rate, bits 12 to 7)

**Table 11.46.40.5 – Standard information field – G.992.5 Annex B  
upstream ATM TPS-TC #2 NPar(3) coding – Octet 6**

		Bits						
8	7	6	5	4	3	2	1	
x	x	x	x	x	x	x	x	Net_reserve (minimum reserved net data rate, bits 6 to 1)

**Table 11.46.40.6 – Standard information field – G.992.5 Annex B  
upstream ATM TPS-TC #2 NPar(3) coding – Octet 7**

		Bits						
8	7	6	5	4	3	2	1	
x	x	x	x	x	x	x	x	Delay_max (maximum delay) (n milliseconds, n = 0 to 63)

**Table 11.46.40.7 – Standard information field – G.992.5 Annex B  
upstream ATM TPS-TC #2 NPar(3) coding – Octet 8**

		Bits						
8	7	6	5	4	3	2	1	
x	x					x	x	Error_max (maximum bit error ratio)
x	x			x	x			INP_min (minimum impulse noise protection) (bits 2 and 1)
x	x		x					Reserved for allocation by ITU-T
x	x	x						IMA_flag

**Table 11.46.40.8 – Standard information field – G.992.5 Annex B  
upstream ATM TPS-TC #2 NPar(3) coding – Octet 9**

		Bits						
8	7	6	5	4	3	2	1	
x	x	x	x	x	x	x	x	INP_min (minimum impulse noise protection) (bits 8 to 3)

**Table 11.46.40.9 – Standard information field – G.992.5 Annex B  
upstream ATM TPS-TC #2 NPar(3) coding – Octet 10**

		Bits						
8	7	6	5	4	3	2	1	
x	x	x	x	x	x	x	1	CIpolicy ZERO
x	x	x	x	x	x	1	x	CIpolicy ONE
x	x	x	x	x	1	x	x	Reserved for allocation by ITU-T
x	x	x	x	1	x	x	x	Reserved for allocation by ITU-T
x	x	x	1	x	x	x	x	Reserved for allocation by ITU-T
x	x	1	x	x	x	x	x	Reserved for allocation by ITU-T
x	x	0	0	0	0	0	0	No parameters in this octet



**Table 11.46.41 – Standard information field – G.992.5 Annex B  
downstream PTM TPS-TC #2 NPar(3) coding – Octet 1**

8		7		6		5		4		3		2		1	
G.992.5 Annex B downstream PTM TPS-TC #2 NPar(3)s – Octet 1															
x	x	x	x	x	x	x	x	x	x	x	x	x	x	x	x
Net_min (minimum net data rate, bits 12 to 7)															

**Table 11.46.41.1 – Standard information field – G.992.5 Annex B  
downstream PTM TPS-TC #2 NPar(3) coding – Octet 2**

8		7		6		5		4		3		2		1	
G.992.5 Annex B downstream PTM TPS-TC #2 NPar(3)s – Octet 2															
x	x	x	x	x	x	x	x	x	x	x	x	x	x	x	x
Net_min (minimum net data rate, bits 6 to 1)															

**Table 11.46.41.2 – Standard information field – G.992.5 Annex B  
downstream PTM TPS-TC #2 NPar(3) coding – Octet 3**

8		7		6		5		4		3		2		1	
G.992.5 Annex B downstream PTM TPS-TC #2 NPar(3)s – Octet 3															
x	x	x	x	x	x	x	x	x	x	x	x	x	x	x	x
Net_max (maximum net data rate, bits 12 to 7)															

**Table 11.46.41.3 – Standard information field – G.992.5 Annex B  
downstream PTM TPS-TC #2 NPar(3) coding – Octet 4**

8		7		6		5		4		3		2		1	
G.992.5 Annex B downstream PTM TPS-TC #2 NPar(3)s – Octet 4															
x	x	x	x	x	x	x	x	x	x	x	x	x	x	x	x
Net_max (maximum net data rate, bits 6 to 1)															

**Table 11.46.41.4 – Standard information field – G.992.5 Annex B  
downstream PTM TPS-TC #2 NPar(3) coding – Octet 5**

8		7		6		5		4		3		2		1	
G.992.5 Annex B downstream PTM TPS-TC #2 NPar(3)s – Octet 5															
x	x	x	x	x	x	x	x	x	x	x	x	x	x	x	x
Net_reserve (minimum reserved net data rate, bits 12 to 7)															

**Table 11.46.41.5 – Standard information field – G.992.5 Annex B  
downstream PTM TPS-TC #2 NPar(3) coding – Octet 6**

8		7		6		5		4		3		2		1	
G.992.5 Annex B downstream PTM TPS-TC #2 NPar(3)s – Octet 6															
x	x	x	x	x	x	x	x	x	x	x	x	x	x	x	x
Net_reserve (minimum reserved net data rate, bits 6 to 1)															

**Table 11.46.41.6 – Standard information field – G.992.5 Annex B  
downstream PTM TPS-TC #2 NPar(3) coding – Octet 7**

8		7		6		5		4		3		2		1	
G.992.5 Annex B downstream PTM TPS-TC #2 NPar(3)s – Octet 7															
x	x	x	x	x	x	x	x	x	x	x	x	x	x	x	x
Delay_max (maximum delay) (n milliseconds, n = 0 to 63)															

**Table 11.46.41.7 – Standard information field – G.992.5 Annex B  
downstream PTM TPS-TC #2 NPar(3) coding – Octet 8**

		Bits						
8	7	6	5	4	3	2	1	
x	x					x	x	G.992.5 Annex B downstream PTM TPS-TC #2 NPar(3)s – Octet 8
x	x							Error_max (maximum bit error ratio)
x	x				x	x		INP_min (minimum impulse noise protection) (bits 2 and 1)
x	x			x				Reserved for allocation by ITU-T
x	x	x						Reserved for allocation by ITU-T

**Table 11.46.41.8 – Standard information field – G.992.5 Annex B  
downstream PTM TPS-TC #2 NPar(3) coding – Octet 9**

		Bits						
8	7	6	5	4	3	2	1	
x	x	x	x	x	x	x	x	G.992.5 Annex B downstream PTM TPS-TC #2 NPar(3)s – Octet 9
								INP_min (minimum impulse noise protection) (bits 8 to 3)

**Table 11.46.41.9 – Standard information field – G.992.5 Annex B  
downstream PTM TPS-TC #2 NPar(3) coding – Octet 10**

		Bits						
8	7	6	5	4	3	2	1	
x	x	x	x	x	x	x	1	G.992.5 Annex B downstream PTM TPS-TC #2 NPar(3)s – Octet 10
x	x	x	x	x	x	1	x	HDLC encapsulation
x	x	x	x	x	1	x	x	Reserved by ITU-T
x	x	x	x	1	x	x	x	Reserved by ITU-T
x	x	x	x	1	x	x	x	64/65-octet encapsulation with short packets
x	x	x	1	x	x	x	x	64/65-octet encapsulation with pre-emption
x	x	1	x	x	x	x	x	64/65-octet encapsulation supported

**Table 11.46.41.10 – Standard information field – G.992.5 Annex B  
downstream PTM TPS-TC #2 NPar(3) coding – Octet 11**

		Bits						
8	7	6	5	4	3	2	1	
x	x	x	x	x	x	x	1	G.992.5 Annex B downstream PTM TPS-TC #2 NPar(3)s – Octet 11
x	x	x	x	x	x	1	x	CIpolicy ZERO
x	x	x	x	x	1	x	x	CIpolicy ONE
x	x	x	x	1	x	x	x	Reserved for allocation by ITU-T
x	x	x	x	1	x	x	x	Reserved for allocation by ITU-T
x	x	x	1	x	x	x	x	Reserved for allocation by ITU-T
x	x	1	x	x	x	x	x	Reserved for allocation by ITU-T
x	x	0	0	0	0	0	0	No parameters in this octet

**Table 11.46.42 – Standard information field – G.992.5 Annex B  
upstream PTM TPS-TC #2 NPar(3) coding – Octet 1**

		Bits						
8	7	6	5	4	3	2	1	
x	x	x	x	x	x	x	x	G.992.5 Annex B upstream PTM TPS-TC #2 NPar(3)s – Octet 1
								Net_min (minimum net data rate, bits 12 to 7)

**Table 11.46.42.1 – Standard information field – G.992.5 Annex B  
upstream PTM TPS-TC #2 NPar(3) coding – Octet 2**

8		7		Bits						G.992.5 Annex B upstream PTM TPS-TC #2 NPar(3)s – Octet 2
8	7	6	5	4	3	2	1			
x	x	x	x	x	x	x	x	x	Net_min (minimum net data rate, bits 6 to 1)	

**Table 11.46.42.2 – Standard information field – G.992.5 Annex B  
upstream PTM TPS-TC #2 NPar(3) coding – Octet 3**

8		7		Bits						G.992.5 Annex B upstream PTM TPS-TC #2 NPar(3)s – Octet 3
8	7	6	5	4	3	2	1			
x	x	x	x	x	x	x	x	x	Net_max (maximum net data rate, bits 12 to 7)	

**Table 11.46.42.3 – Standard information field – G.992.5 Annex B  
upstream PTM TPS-TC #2 NPar(3) coding – Octet 4**

8		7		Bits						G.992.5 Annex B upstream PTM TPS-TC #2 NPar(3)s – Octet 4
8	7	6	5	4	3	2	1			
x	x	x	x	x	x	x	x	x	Net_max (maximum net data rate, bits 6 to 1)	

**Table 11.46.42.4 – Standard information field – G.992.5 Annex B  
upstream PTM TPS-TC #2 NPar(3) coding – Octet 5**

8		7		Bits						G.992.5 Annex B upstream PTM TPS-TC #2 NPar(3)s – Octet 5
8	7	6	5	4	3	2	1			
x	x	x	x	x	x	x	x	x	Net_reserve (minimum reserved net data rate, bits 12 to 7)	

**Table 11.46.42.5 – Standard information field – G.992.5 Annex B  
upstream PTM TPS-TC #2 NPar(3) coding – Octet 6**

8		7		Bits						G.992.5 Annex B upstream PTM TPS-TC #2 NPar(3)s – Octet 6
8	7	6	5	4	3	2	1			
x	x	x	x	x	x	x	x	x	Net_reserve (minimum reserved net data rate, bits 6 to 1)	

**Table 11.46.42.6 – Standard information field – G.992.5 Annex B  
upstream PTM TPS-TC #2 NPar(3) coding – Octet 7**

8		7		Bits						G.992.5 Annex B upstream PTM TPS-TC #2 NPar(3)s – Octet 7
8	7	6	5	4	3	2	1			
x	x	x	x	x	x	x	x	x	Delay_max (maximum delay) (n milliseconds, n = 0 to 63)	

**Table 11.46.42.7 – Standard information field – G.992.5 Annex B  
upstream PTM TPS-TC #2 NPar(3) coding – Octet 8**

8		7		Bits						G.992.5 Annex B upstream PTM TPS-TC #2 NPar(3)s – Octet 8
8	7	6	5	4	3	2	1			
x	x					x	x	Error_max (maximum bit error ratio)		
x	x			x	x			INP_min (minimum impulse noise protection) (bits 2 and 1)		
x	x			x				Reserved for allocation by ITU-T		
x	x	x						Reserved for allocation by ITU-T		

**Table 11.46.42.8 – Standard information field – G.992.5 Annex B  
upstream PTM TPS-TC #2 NPar(3) coding – Octet 9**

		Bits						
8	7	6	5	4	3	2	1	
x	x	x	x	x	x	x	x	G.992.5 Annex B upstream PTM TPS-TC #2 NPar(3)s – Octet 9
x	x	x	x	x	x	x	x	INP_min (minimum impulse noise protection) (bits 8 to 3)

**Table 11.46.42.9 – Standard information field – G.992.5 Annex B  
upstream PTM TPS-TC #2 NPar(3) coding – Octet 10**

		Bits						
8	7	6	5	4	3	2	1	
x	x	x	x	x	x	x	1	G.992.5 Annex B upstream PTM TPS-TC #2 NPar(3)s – Octet 10
x	x	x	x	x	x	1	x	HDLC encapsulation
x	x	x	x	x	x	1	x	Reserved by ITU-T
x	x	x	x	x	1	x	x	Reserved by ITU-T
x	x	x	x	1	x	x	x	64/65-octet encapsulation with short packets
x	x	x	1	x	x	x	x	64/65-octet encapsulation with pre-emption
x	x	1	x	x	x	x	x	64/65-octet encapsulation supported

**Table 11.46.42.10 – Standard information field – G.992.5 Annex B  
upstream PTM TPS-TC #2 NPar(3) coding – Octet 11**

		Bits						
8	7	6	5	4	3	2	1	
x	x	x	x	x	x	x	1	G.992.5 Annex B upstream PTM TPS-TC #2 NPar(3)s – Octet 11
x	x	x	x	x	x	x	1	CIpolicy ZERO
x	x	x	x	x	x	1	x	CIpolicy ONE
x	x	x	x	x	1	x	x	Reserved for allocation by ITU-T
x	x	x	x	1	x	x	x	Reserved for allocation by ITU-T
x	x	x	1	x	x	x	x	Reserved for allocation by ITU-T
x	x	1	x	x	x	x	x	Reserved for allocation by ITU-T
x	x	0	0	0	0	0	0	No parameters in this octet

**Table 11.46.43 – Standard information field – G.992.5 Annex B  
downstream PMS-TC latency path #2 NPar(3) coding – Octet 1**

		Bits						
8	7	6	5	4	3	2	1	
x	x	x	x	x	x	x	x	G.992.5 Annex B downstream PMS-TC latency path #2 NPar(3)s – Octet 1
x	x	x	x	x	x	x	x	Net_max (maximum net data rate, bits 12 to 7)

**Table 11.46.43.1 – Standard information field – G.992.5 Annex B  
downstream PMS-TC latency path #2 NPar(3) coding – Octet 2**

		Bits						
8	7	6	5	4	3	2	1	
x	x	x	x	x	x	x	x	G.992.5 Annex B downstream PMS-TC latency path #2 NPar(3)s – Octet 2
x	x	x	x	x	x	x	x	Net_max (maximum net data rate, bits 6 to 1)

**Table 11.46.43.2 – Standard information field – G.992.5 Annex B downstream PMS-TC latency path #2 NPar(3) coding – Octet 3**

		Bits						
8	7	6	5	4	3	2	1	
x	x			x	x	x	x	<b>G.992.5 Annex B downstream PMS-TC latency path #2 NPar(3)s – Octet 3</b>
x	x	x	x					$R_{2\_max}$ value ( $2 * n$ , $n = 0$ to 15)
								Reserved for allocation by ITU-T

**Table 11.46.43.3 – Standard information field – G.992.5 Annex B downstream PMS-TC latency path #2 NPar(3) coding – Octet 4**

		Bits						
8	7	6	5	4	3	2	1	
x	x				x	x	x	<b>G.992.5 Annex B downstream PMS-TC latency path #2 NPar(3)s – Octet 4</b>
x	x	x	x	x				$D_{2\_max}$ value ( $2^n$ , $n = 0$ to 7)
								Reserved for allocation by ITU-T

**Table 11.46.44 – Standard information field – G.992.5 Annex B upstream PMS-TC latency path #2 NPar(3) coding – Octet 1**

		Bits						
8	7	6	5	4	3	2	1	
x	x	x	x	x	x	x	x	<b>G.992.5 Annex B upstream PMS-TC latency path #2 NPar(3)s – Octet 1</b>
								$Net\_max$ (maximum net data rate, bits 12 to 7)

**Table 11.46.44.1 – Standard information field – G.992.5 Annex B upstream PMS-TC latency path #2 NPar(3) coding – Octet 2**

		Bits						
8	7	6	5	4	3	2	1	
x	x	x	x	x	x	x	x	<b>G.992.5 Annex B upstream PMS-TC latency path #2 NPar(3)s – Octet 2</b>
								$Net\_max$ (maximum net data rate, bits 6 to 1)

**Table 11.46.44.2 – Standard information field – G.992.5 Annex B upstream PMS-TC latency path #2 NPar(3) coding – Octet 3**

		Bits						
8	7	6	5	4	3	2	1	
x	x			x	x	x	x	<b>G.992.5 Annex B upstream PMS-TC latency path #2 NPar(3)s – Octet 3</b>
x	x	x	x					$R_{2\_max}$ value ( $2 * n$ , $n = 0$ to 15)
								Reserved for allocation by ITU-T

**Table 11.46.44.3 – Standard information field – G.992.5 Annex B upstream PMS-TC latency path #2 NPar(3) coding – Octet 4**

		Bits						
8	7	6	5	4	3	2	1	
x	x				x	x	x	<b>G.992.5 Annex B upstream PMS-TC latency path #2 NPar(3)s – Octet 4</b>
x	x	x	x	x				$D_{2\_max}$ value ( $2^n$ , $n = 0$ to 7)
								Reserved for allocation by ITU-T

**Table 11.46.49 – Standard information field – G.992.5 Annex B  
downstream STM TPS-TC #3 NPar(3) coding – Octet 1**

		Bits						
8	7	6	5	4	3	2	1	
x	x	x	x	x	x	x	x	Net_min (minimum net data rate, bits 12 to 7)

**Table 11.46.49.1 – Standard information field – G.992.5 Annex B  
downstream STM TPS-TC #3 NPar(3) coding – Octet 2**

		Bits						
8	7	6	5	4	3	2	1	
x	x	x	x	x	x	x	x	Net_min (minimum net data rate, bits 6 to 1)

**Table 11.46.49.2 – Standard information field – G.992.5 Annex B  
downstream STM TPS-TC #3 NPar(3) coding – Octet 3**

		Bits						
8	7	6	5	4	3	2	1	
x	x	x	x	x	x	x	x	Net_max (maximum net data rate, bits 12 to 7)

**Table 11.46.49.3 – Standard information field – G.992.5 Annex B  
downstream STM TPS-TC #3 NPar(3) coding – Octet 4**

		Bits						
8	7	6	5	4	3	2	1	
x	x	x	x	x	x	x	x	Net_max (maximum net data rate, bits 6 to 1)

**Table 11.46.49.4 – Standard information field – G.992.5 Annex B  
downstream STM TPS-TC #3 NPar(3) coding – Octet 5**

		Bits						
8	7	6	5	4	3	2	1	
x	x	x	x	x	x	x	x	Net_reserve (minimum reserved net data rate, bits 12 to 7)

**Table 11.46.49.5 – Standard information field – G.992.5 Annex B  
downstream STM TPS-TC #3 NPar(3) coding – Octet 6**

		Bits						
8	7	6	5	4	3	2	1	
x	x	x	x	x	x	x	x	Net_reserve (minimum reserved net data rate, bits 6 to 1)

**Table 11.46.49.6 – Standard information field – G.992.5 Annex B  
downstream STM TPS-TC #3 NPar(3) coding – Octet 7**

		Bits						
8	7	6	5	4	3	2	1	
x	x	x	x	x	x	x	x	Delay_max (maximum delay) (n milliseconds, n = 0 to 63)

**Table 11.46.49.7 – Standard information field – G.992.5 Annex B downstream STM TPS-TC #3 NPar(3) coding – Octet 8**

		Bits						
8	7	6	5	4	3	2	1	
x	x					x	x	Error_max (maximum bit error ratio)
x	x			x	x			INP_min (minimum impulse noise protection) (bits 2 and 1)
x	x		x					Reserved for allocation by ITU-T
x	x	x						Reserved for allocation by ITU-T

**Table 11.46.49.8 – Standard information field – G.992.5 Annex B downstream STM TPS-TC #3 NPar(3) coding – Octet 9**

		Bits						
8	7	6	5	4	3	2	1	
x	x	x	x	x	x	x	x	INP_min (minimum impulse noise protection) (bits 8 to 3)

**Table 11.46.49.9 – Standard information field – G.992.5 Annex B downstream STM TPS-TC #3 NPar(3) coding – Octet 10**

		Bits						
8	7	6	5	4	3	2	1	
x	x	x	x	x	x	x	1	CIpolicy ZERO
x	x	x	x	x	x	1	x	CIpolicy ONE
x	x	x	x	x	1	x	x	Reserved for allocation by ITU-T
x	x	x	x	1	x	x	x	Reserved for allocation by ITU-T
x	x	x	1	x	x	x	x	Reserved for allocation by ITU-T
x	x	1	x	x	x	x	x	Reserved for allocation by ITU-T
x	x	0	0	0	0	0	0	No parameters in this octet

**Table 11.46.50 – Standard information field – G.992.5 Annex B upstream STM TPS-TC #3 NPar(3) coding – Octet 1**

		Bits						
8	7	6	5	4	3	2	1	
x	x	x	x	x	x	x	x	Net_min (minimum net data rate, bits 12 to 7)

**Table 11.46.50.1 – Standard information field – G.992.5 Annex B upstream STM TPS-TC #3 NPar(3) coding – Octet 2**

		Bits						
8	7	6	5	4	3	2	1	
x	x	x	x	x	x	x	x	Net_min (minimum net data rate, bits 6 to 1)

**Table 11.46.50.2 – Standard information field – G.992.5 Annex B upstream STM TPS-TC #3 NPar(3) coding – Octet 3**

		Bits						
8	7	6	5	4	3	2	1	
x	x	x	x	x	x	x	x	Net_max (maximum net data rate, bits 12 to 7)

**Table 11.46.50.3 – Standard information field – G.992.5 Annex B upstream STM TPS-TC #3 NPar(3) coding – Octet 4**

8		7		Bits						
				6	5	4	3	2	1	
x	x	x	x	x	x	x	x	x	x	Net_max (maximum net data rate, bits 6 to 1)

**Table 11.46.50.4 – Standard information field – G.992.5 Annex B upstream STM TPS-TC #3 NPar(3) coding – Octet 5**

8		7		Bits						
				6	5	4	3	2	1	
x	x	x	x	x	x	x	x	x	x	Net_reserve (minimum reserved net data rate, bits 12 to 7)

**Table 11.46.50.5 – Standard information field – G.992.5 Annex B upstream STM TPS-TC #3 NPar(3) coding – Octet 6**

8		7		Bits						
				6	5	4	3	2	1	
x	x	x	x	x	x	x	x	x	x	Net_reserve (minimum reserved net data rate, bits 6 to 1)

**Table 11.46.50.6 – Standard information field – G.992.5 Annex B upstream STM TPS-TC #3 NPar(3) coding – Octet 7**

8		7		Bits						
				6	5	4	3	2	1	
x	x	x	x	x	x	x	x	x	x	Delay_max (maximum delay) (n milliseconds, n = 0 to 63)

**Table 11.46.50.7 – Standard information field – G.992.5 Annex B upstream STM TPS-TC #3 NPar(3) coding – Octet 8**

8		7		Bits						
				6	5	4	3	2	1	
x	x							x	x	Error_max (maximum bit error ratio)
x	x					x	x			INP_min (minimum impulse noise protection) (bits 2 and 1)
x	x			x						Reserved for allocation by ITU-T
x	x	x								Reserved for allocation by ITU-T

**Table 11.46.50.8 – Standard information field – G.992.5 Annex B upstream STM TPS-TC #3 NPar(3) coding – Octet 9**

8		7		Bits						
				6	5	4	3	2	1	
x	x	x	x	x	x	x	x	x	x	INP_min (minimum impulse noise protection) (bits 8 to 3)



**Table 11.46.50.9 – Standard information field – G.992.5 Annex B  
upstream STM TPS-TC #3 NPar(3) coding – Octet 10**

8 7		Bits					G.992.5 Annex B upstream STM TPS-TC #3 NPar(3)s – Octet 10
6	5	4	3	2	1		
x	x	x	x	x	x	1	CIpolicy ZERO
x	x	x	x	x	1	x	CIpolicy ONE
x	x	x	x	1	x	x	Reserved for allocation by ITU-T
x	x	x	1	x	x	x	Reserved for allocation by ITU-T
x	x	x	1	x	x	x	Reserved for allocation by ITU-T
x	x	1	x	x	x	x	Reserved for allocation by ITU-T
x	x	0	0	0	0	0	No parameters in this octet

**Table 11.46.51 – Standard information field – G.992.5 Annex B  
downstream ATM TPS-TC #3 NPar(3) coding – Octet 1**

8 7		Bits					G.992.5 Annex B downstream ATM TPS-TC #3 NPar(3)s – Octet 1
6	5	4	3	2	1		
x	x	x	x	x	x	x	Net_min (minimum net data rate, bits 12 to 7)

**Table 11.46.51.1 – Standard information field – G.992.5 Annex B  
downstream ATM TPS-TC #3 NPar(3) coding – Octet 2**

8 7		Bits					G.992.5 Annex B downstream ATM TPS-TC #3 NPar(3)s – Octet 2
6	5	4	3	2	1		
x	x	x	x	x	x	x	Net_min (minimum net data rate, bits 6 to 1)

**Table 11.46.51.2 – Standard information field – G.992.5 Annex B  
downstream ATM TPS-TC #3 NPar(3) coding – Octet 3**

8 7		Bits					G.992.5 Annex B downstream ATM TPS-TC #3 NPar(3)s – Octet 3
6	5	4	3	2	1		
x	x	x	x	x	x	x	Net_max (maximum net data rate, bits 12 to 7)

**Table 11.46.51.3 – Standard information field – G.992.5 Annex B  
downstream ATM TPS-TC #3 NPar(3) coding – Octet 4**

8 7		Bits					G.992.5 Annex B downstream ATM TPS-TC #3 NPar(3)s – Octet 4
6	5	4	3	2	1		
x	x	x	x	x	x	x	Net_max (maximum net data rate, bits 6 to 1)

**Table 11.46.51.4 – Standard information field – G.992.5 Annex B  
downstream ATM TPS-TC #3 NPar(3) coding – Octet 5**

8 7		Bits					G.992.5 Annex B downstream ATM TPS-TC #3 NPar(3)s – Octet 5
6	5	4	3	2	1		
x	x	x	x	x	x	x	Net_reserve (minimum reserved net data rate, bits 12 to 7)

**Table 11.46.51.5 – Standard information field – G.992.5 Annex B downstream ATM TPS-TC #3 NPar(3) coding – Octet 6**

		Bits						
8	7	6	5	4	3	2	1	
x	x	x	x	x	x	x	x	G.992.5 Annex B downstream ATM TPS-TC #3 NPar(3)s – Octet 6
								Net_reserve (minimum reserved net data rate, bits 6 to 1)

**Table 11.46.51.6 – Standard information field – G.992.5 Annex B downstream ATM TPS-TC #3 NPar(3) coding – Octet 7**

		Bits						
8	7	6	5	4	3	2	1	
x	x	x	x	x	x	x	x	G.992.5 Annex B downstream ATM TPS-TC #3 NPar(3)s – Octet 7
								Delay_max (maximum delay) (n milliseconds, n = 0 to 63)

**Table 11.46.51.7 – Standard information field – G.992.5 Annex B downstream ATM TPS-TC #3 NPar(3) coding – Octet 8**

		Bits						
8	7	6	5	4	3	2	1	
x	x					x	x	G.992.5 Annex B downstream ATM TPS-TC #3 NPar(3)s – Octet 8
								Error_max (maximum bit error ratio)
x	x			x	x			INP_min (minimum impulse noise protection) (bits 2 and 1)
x	x		x					Reserved for allocation by ITU-T
x	x	x						IMA_flag

**Table 11.46.51.8 – Standard information field – G.992.5 Annex B downstream ATM TPS-TC #3 NPar(3) coding – Octet 9**

		Bits						
8	7	6	5	4	3	2	1	
x	x	x	x	x	x	x	x	G.992.5 Annex B downstream ATM TPS-TC #3 NPar(3)s – Octet 9
								INP_min (minimum impulse noise protection) (bits 8 to 3)

**Table 11.46.51.9 – Standard information field – G.992.5 Annex B downstream ATM TPS-TC #3 NPar(3) coding – Octet 10**

		Bits						
8	7	6	5	4	3	2	1	
x	x	x	x	x	x	x	1	G.992.5 Annex B downstream ATM TPS-TC #3 NPar(3)s – Octet 10
								Cipolicy ZERO
x	x	x	x	x	x	1	x	Cipolicy ONE
x	x	x	x	x	1	x	x	Reserved for allocation by ITU-T
x	x	x	x	1	x	x	x	Reserved for allocation by ITU-T
x	x	x	1	x	x	x	x	Reserved for allocation by ITU-T
x	x	1	x	x	x	x	x	Reserved for allocation by ITU-T
x	x	0	0	0	0	0	0	No parameters in this octet

**Table 11.46.52 – Standard information field – G.992.5 Annex B upstream ATM TPS-TC #3 NPar(3) coding – Octet 1**

		Bits						
8	7	6	5	4	3	2	1	
x	x	x	x	x	x	x	x	G.992.5 Annex B upstream ATM TPS-TC #3 NPar(3)s – Octet 1
								Net_min (minimum net data rate, bits 12 to 7)

**Table 11.46.52.1 – Standard information field – G.992.5 Annex B  
upstream ATM TPS-TC #3 NPar(3) coding – Octet 2**

8		7		Bits						G.992.5 Annex B upstream ATM TPS-TC #3 NPar(3)s – Octet 2
8	7	6	5	4	3	2	1			
x	x	x	x	x	x	x	x	x	Net_min (minimum net data rate, bits 6 to 1)	

**Table 11.46.52.2 – Standard information field – G.992.5 Annex B  
upstream ATM TPS-TC #3 NPar(3) coding – Octet 3**

8		7		Bits						G.992.5 Annex B upstream ATM TPS-TC #3 NPar(3)s – Octet 3
8	7	6	5	4	3	2	1			
x	x	x	x	x	x	x	x	x	Net_max (maximum net data rate, bits 12 to 7)	

**Table 11.46.52.3 – Standard information field – G.992.5 Annex B  
upstream ATM TPS-TC #3 NPar(3) coding – Octet 4**

8		7		Bits						G.992.5 Annex B upstream ATM TPS-TC #3 NPar(3)s – Octet 4
8	7	6	5	4	3	2	1			
x	x	x	x	x	x	x	x	x	Net_max (maximum net data rate, bits 6 to 1)	

**Table 11.46.52.4 – Standard information field – G.992.5 Annex B  
upstream ATM TPS-TC #3 NPar(3) coding – Octet 5**

8		7		Bits						G.992.5 Annex B upstream ATM TPS-TC #3 NPar(3)s – Octet 5
8	7	6	5	4	3	2	1			
x	x	x	x	x	x	x	x	x	Net_reserve (minimum reserved net data rate, bits 12 to 7)	

**Table 11.46.52.5 – Standard information field – G.992.5 Annex B  
upstream ATM TPS-TC #3 NPar(3) coding – Octet 6**

8		7		Bits						G.992.5 Annex B upstream ATM TPS-TC #3 NPar(3)s – Octet 6
8	7	6	5	4	3	2	1			
x	x	x	x	x	x	x	x	x	Net_reserve (minimum reserved net data rate, bits 6 to 1)	

**Table 11.46.52.6 – Standard information field – G.992.5 Annex B  
upstream ATM TPS-TC #3 NPar(3) coding – Octet 7**

8		7		Bits						G.992.5 Annex B upstream ATM TPS-TC #3 NPar(3)s – Octet 7
8	7	6	5	4	3	2	1			
x	x	x	x	x	x	x	x	x	Delay_max (maximum delay) (n milliseconds, n = 0 to 63)	

**Table 11.46.52.7 – Standard information field – G.992.5 Annex B  
upstream ATM TPS-TC #3 NPar(3) coding – Octet 8**

8		7		Bits						G.992.5 Annex B upstream ATM TPS-TC #3 NPar(3)s – Octet 8
8	7	6	5	4	3	2	1			
x	x					x	x		Error_max (maximum bit error ratio)	
x	x				x	x			INP_min (minimum impulse noise protection) (bits 2 and 1)	
x	x			x					Reserved for allocation by ITU-T	
x	x	x							IMA_flag	

**Table 11.46.52.8 – Standard information field – G.992.5 Annex B  
upstream ATM TPS-TC #3 NPar(3) coding – Octet 9**

		Bits						
8	7	6	5	4	3	2	1	
x	x	x	x	x	x	x	x	G.992.5 Annex B upstream ATM TPS-TC #3 NPar(3)s – Octet 9
								INP_min (minimum impulse noise protection) (bits 8 to 3)

**Table 11.46.52.9 – Standard information field – G.992.5 Annex B  
upstream ATM TPS-TC #3 NPar(3) coding – Octet 10**

		Bits						
8	7	6	5	4	3	2	1	
x	x	x	x	x	x	x	1	G.992.5 Annex B upstream ATM TPS-TC #3 NPar(3)s – Octet 10
x	x	x	x	x	x	1	x	CIpolicy ZERO
x	x	x	x	x	1	x	x	CIpolicy ONE
x	x	x	x	1	x	x	x	Reserved for allocation by ITU-T
x	x	x	x	1	x	x	x	Reserved for allocation by ITU-T
x	x	x	1	x	x	x	x	Reserved for allocation by ITU-T
x	x	1	x	x	x	x	x	Reserved for allocation by ITU-T
x	x	0	0	0	0	0	0	No parameters in this octet

**Table 11.46.53 – Standard information field – G.992.5 Annex B  
downstream PTM TPS-TC #3 NPar(3) coding – Octet 1**

		Bits						
8	7	6	5	4	3	2	1	
x	x	x	x	x	x	x	x	G.992.5 Annex B downstream PTM TPS-TC #3 NPar(3)s – Octet 1
								Net_min (minimum net data rate, bits 12 to 7)

**Table 11.46.53.1 – Standard information field – G.992.5 Annex B  
downstream PTM TPS-TC #3 NPar(3) coding – Octet 2**

		Bits						
8	7	6	5	4	3	2	1	
x	x	x	x	x	x	x	x	G.992.5 Annex B downstream PTM TPS-TC #3 NPar(3)s – Octet 2
								Net_min (minimum net data rate, bits 6 to 1)

**Table 11.46.53.2 – Standard information field – G.992.5 Annex B  
downstream PTM TPS-TC #3 NPar(3) coding – Octet 3**

		Bits						
8	7	6	5	4	3	2	1	
x	x	x	x	x	x	x	x	G.992.5 Annex B downstream PTM TPS-TC #3 NPar(3)s – Octet 3
								Net_max (maximum net data rate, bits 12 to 7)

**Table 11.46.53.3 – Standard information field – G.992.5 Annex B  
downstream PTM TPS-TC #3 NPar(3) coding – Octet 4**

		Bits						
8	7	6	5	4	3	2	1	
x	x	x	x	x	x	x	x	G.992.5 Annex B downstream PTM TPS-TC #3 NPar(3)s – Octet 4
								Net_max (maximum net data rate, bits 6 to 1)

**Table 11.46.53.4 – Standard information field – G.992.5 Annex B downstream PTM TPS-TC #3 NPar(3) coding – Octet 5**

		Bits						
8	7	6	5	4	3	2	1	
x	x	x	x	x	x	x	x	G.992.5 Annex B downstream PTM TPS-TC #3 NPar(3)s – Octet 5
								Net_reserve (minimum reserved net data rate, bits 12 to 7)

**Table 11.46.53.5 – Standard information field – G.992.5 Annex B downstream PTM TPS-TC #3 NPar(3) coding – Octet 6**

		Bits						
8	7	6	5	4	3	2	1	
x	x	x	x	x	x	x	x	G.992.5 Annex B downstream PTM TPS-TC #3 NPar(3)s – Octet 6
								Net_reserve (minimum reserved net data rate, bits 6 to 1)

**Table 11.46.53.6 – Standard information field – G.992.5 Annex B downstream PTM TPS-TC #3 NPar(3) coding – Octet 7**

		Bits						
8	7	6	5	4	3	2	1	
x	x	x	x	x	x	x	x	G.992.5 Annex B downstream PTM TPS-TC #3 NPar(3)s – Octet 7
								Delay_max (maximum delay) (n milliseconds, n = 0 to 63)

**Table 11.46.53.7 – Standard information field – G.992.5 Annex B downstream PTM TPS-TC #3 NPar(3) coding – Octet 8**

		Bits						
8	7	6	5	4	3	2	1	
x	x					x	x	G.992.5 Annex B downstream PTM TPS-TC #3 NPar(3)s – Octet 8
								Error_max (maximum bit error ratio)
x	x			x	x			INP_min (minimum impulse noise protection) (bits 2 and 1)
x	x		x					Reserved for allocation by ITU-T
x	x	x						Reserved for allocation by ITU-T

**Table 11.46.53.8 – Standard information field – G.992.5 Annex B downstream PTM TPS-TC #3 NPar(3) coding – Octet 9**

		Bits						
8	7	6	5	4	3	2	1	
x	x	x	x	x	x	x	x	G.992.5 Annex B downstream PTM TPS-TC #3 NPar(3)s – Octet 9
								INP_min (minimum impulse noise protection) (bits 8 to 3)

**Table 11.46.53.9 – Standard information field – G.992.5 Annex B downstream PTM TPS-TC #3 NPar(3) coding – Octet 10**

		Bits						
8	7	6	5	4	3	2	1	
x	x	x	x	x	x	x	1	G.992.5 Annex B downstream PTM TPS-TC #3 NPar(3)s – Octet 10
								HDLC encapsulation
x	x	x	x	x	x	1	x	Reserved by ITU-T
x	x	x	x	x	1	x	x	Reserved by ITU-T
x	x	x	x	1	x	x	x	64/65-octet encapsulation with short packets
x	x	x	1	x	x	x	x	64/65-octet encapsulation with pre-emption
x	x	1	x	x	x	x	x	64/65-octet encapsulation supported

**Table 11.46.53.10 – Standard information field – G.992.5 Annex B  
downstream PTM TPS-TC #3 NPar(3) coding – Octet 11**

		Bits						
8	7	6	5	4	3	2	1	
x	x	x	x	x	x	x	1	CIpolicy ZERO
x	x	x	x	x	x	1	x	CIpolicy ONE
x	x	x	x	x	1	x	x	Reserved for allocation by ITU-T
x	x	x	x	1	x	x	x	Reserved for allocation by ITU-T
x	x	x	1	x	x	x	x	Reserved for allocation by ITU-T
x	x	1	x	x	x	x	x	Reserved for allocation by ITU-T
x	x	0	0	0	0	0	0	No parameters in this octet

**Table 11.46.54 – Standard information field – G.992.5 Annex B  
upstream PTM TPS-TC #3 NPar(3) coding – Octet 1**

		Bits						
8	7	6	5	4	3	2	1	
x	x	x	x	x	x	x	x	Net_min (minimum net data rate, bits 12 to 7)

**Table 11.46.54.1 – Standard information field – G.992.5 Annex B  
upstream PTM TPS-TC #3 NPar(3) coding – Octet 2**

		Bits						
8	7	6	5	4	3	2	1	
x	x	x	x	x	x	x	x	Net_min (minimum net data rate, bits 6 to 1)

**Table 11.46.54.2 – Standard information field – G.992.5 Annex B  
upstream PTM TPS-TC #3 NPar(3) coding – Octet 3**

		Bits						
8	7	6	5	4	3	2	1	
x	x	x	x	x	x	x	x	Net_max (maximum net data rate, bits 12 to 7)

**Table 11.46.54.3 – Standard information field – G.992.5 Annex B  
upstream PTM TPS-TC #3 NPar(3) coding – Octet 4**

		Bits						
8	7	6	5	4	3	2	1	
x	x	x	x	x	x	x	x	Net_max (maximum net data rate, bits 6 to 1)

**Table 11.46.54.4 – Standard information field – G.992.5 Annex B  
upstream PTM TPS-TC #3 NPar(3) coding – Octet 5**

		Bits						
8	7	6	5	4	3	2	1	
x	x	x	x	x	x	x	x	Net_reserve (minimum reserved net data rate, bits 12 to 7)

**Table 11.46.54.5 – Standard information field – G.992.5 Annex B  
upstream PTM TPS-TC #3 NPar(3) coding – Octet 6**

		Bits						
8	7	6	5	4	3	2	1	
x	x	x	x	x	x	x	x	Net_reserve (minimum reserved net data rate, bits 6 to 1)

**Table 11.46.54.6 – Standard information field – G.992.5 Annex B  
upstream PTM TPS-TC #3 NPar(3) coding – Octet 7**

		Bits						
8	7	6	5	4	3	2	1	
x	x	x	x	x	x	x	x	Delay_max (maximum delay) (n milliseconds, n = 0 to 63)

**Table 11.46.54.7 – Standard information field – G.992.5 Annex B  
upstream PTM TPS-TC #3 NPar(3) coding – Octet 8**

		Bits						
8	7	6	5	4	3	2	1	
x	x					x	x	Error_max (maximum bit error ratio)
x	x			x	x			INP_min (minimum impulse noise protection) (bits 2 and 1)
x	x		x					Reserved for allocation by ITU-T
x	x	x						Reserved for allocation by ITU-T

**Table 11.46.54.8 – Standard information field – G.992.5 Annex B  
upstream PTM TPS-TC #3 NPar(3) coding – Octet 9**

		Bits						
8	7	6	5	4	3	2	1	
x	x	x	x	x	x	x	x	INP_min (minimum impulse noise protection) (bits 8 to 3)

**Table 11.46.54.9 – Standard information field – G.992.5 Annex B  
upstream PTM TPS-TC #3 NPar(3) coding – Octet 10**

		Bits						
8	7	6	5	4	3	2	1	
x	x	x	x	x	x	x	1	HDLC encapsulation
x	x	x	x	x	x	1	x	Reserved by ITU-T
x	x	x	x	x	1	x	x	Reserved by ITU-T
x	x	x	x	1	x	x	x	64/65-octet encapsulation with short packets
x	x	x	1	x	x	x	x	64/65-octet encapsulation with pre-emption
x	x	1	x	x	x	x	x	64/65-octet encapsulation supported

**Table 11.46.54.10 – Standard information field – G.992.5 Annex B  
upstream PTM TPS-TC #3 NPar(3) coding – Octet 11**

		Bits						
8	7	6	5	4	3	2	1	
x	x	x	x	x	x	x	1	CIpolicy ZERO
x	x	x	x	x	x	1	x	CIpolicy ONE
x	x	x	x	x	1	x	x	Reserved for allocation by ITU-T
x	x	x	x	1	x	x	x	Reserved for allocation by ITU-T
x	x	x	1	x	x	x	x	Reserved for allocation by ITU-T
x	x	1	x	x	x	x	x	Reserved for allocation by ITU-T
x	x	0	0	0	0	0	0	No parameters in this octet

**Table 11.46.55 – Standard information field – G.992.5 Annex B  
downstream PMS-TC latency path #3 NPar(3) coding – Octet 1**

		Bits						
8	7	6	5	4	3	2	1	
x	x	x	x	x	x	x	x	Net_max (maximum net data rate, bits 12 to 7)

**Table 11.46.55.1 – Standard information field – G.992.5 Annex B  
downstream PMS-TC latency path #3 NPar(3) coding – Octet 2**

		Bits						
8	7	6	5	4	3	2	1	
x	x	x	x	x	x	x	x	Net_max (maximum net data rate, bits 6 to 1)

**Table 11.46.55.2 – Standard information field – G.992.5 Annex B  
downstream PMS-TC latency path #3 NPar(3) coding – Octet 3**

		Bits						
8	7	6	5	4	3	2	1	
x	x			x	x	x	x	$R_{3\max}$ value ( $2^n$ , $n = 0$ to $15$ )
x	x	x	x					Reserved for allocation by ITU-T

**Table 11.46.55.3 – Standard information field – G.992.5 Annex B  
downstream PMS-TC latency path #3 NPar(3) coding – Octet 4**

		Bits						
8	7	6	5	4	3	2	1	
x	x				x	x	x	$D_{3\max}$ value ( $2^n$ , $n = 0$ to $7$ )
x	x	x	x	x				Reserved for allocation by ITU-T

**Table 11.46.56 – Standard information field – G.992.5 Annex B  
upstream PMS-TC latency path #3 NPar(3) coding – Octet 1**

		Bits						
8	7	6	5	4	3	2	1	
x	x	x	x	x	x	x	x	Net_max (maximum net data rate, bits 12 to 7)



**Table 11.46.56.1 – Standard information field – G.992.5 Annex B upstream PMS-TC latency path #3 NPar(3) coding – Octet 2**

		Bits						
8	7	6	5	4	3	2	1	
x	x	x	x	x	x	x	x	G.992.5 Annex B upstream PMS-TC latency path #3 NPar(3)s – Octet 2
x	x							Net_max (maximum net data rate, bits 6 to 1)

**Table 11.46.56.2 – Standard information field – G.992.5 Annex B upstream PMS-TC latency path #3 NPar(3) coding – Octet 3**

		Bits						
8	7	6	5	4	3	2	1	
x	x			x	x	x	x	G.992.5 Annex B upstream PMS-TC latency path #3 NPar(3)s – Octet 3
x	x	x	x					R <sub>3 max</sub> value (2 * n, n = 0 to 15)
								Reserved for allocation by ITU-T

**Table 11.46.56.3 – Standard information field – G.992.5 Annex B upstream PMS-TC latency path #3 NPar(3) coding – Octet 4**

		Bits						
8	7	6	5	4	3	2	1	
x	x				x	x	x	G.992.5 Annex B upstream PMS-TC latency path #3 NPar(3)s – Octet 4
x	x							D <sub>3 max</sub> value (2 <sup>n</sup> , n = 0 to 7)
x	x	x	x	x				Reserved for allocation by ITU-T

#### 9.4.24 G.992.5 Annex I Par(2)/Par(3) parameters

**Table 11.47 – Standard information field – G.992.5 Annex I NPar(2) coding**

		Bits						
8	7	6	5	4	3	2	1	G.992.5 Annex I NPar(2)s
x	x	x	x	x	x	x	1	NTR
x	x	x	x	x	x	1	x	Short initialization
x	x	x	x	x	1	x	x	Diagnostics mode
x	x	x	x	1	x	x	x	Reserved for allocation by ITU-T
x	x	x	1	x	x	x	x	Reserved for allocation by ITU-T
x	x	1	x	x	x	x	x	Reserved for allocation by ITU-T
x	x	0	0	0	0	0	0	No parameters in this octet

**Table 11.48 – Standard information field – G.992.5 Annex I SPar(2) coding – Octet 1**

		Bits						
8	7	6	5	4	3	2	1	G.992.5 Annex I SPar(2)s – Octet 1
x	x	x	x	x	x	x	1	Spectrum bounds upstream
x	x	x	x	x	x	1	x	Spectrum shaping upstream
x	x	x	x	x	1	x	x	Spectrum bounds downstream
x	x	x	x	1	x	x	x	Spectrum shaping downstream
x	x	x	1	x	x	x	x	Transmit signal images above the Nyquist frequency
x	x	1	x	x	x	x	x	Reserved for allocation by ITU-T
x	x	0	0	0	0	0	0	No parameters in this octet

**Table 11.48.0.1 – Standard information field – G.992.5 Annex I SPar(2) coding – Octet 2**

		Bits						G.992.5 Annex I SPar(2)s – Octet 2
8	7	6	5	4	3	2	1	
x	x	x	x	x	x	x	1	Downstream overhead data rate
x	x	x	x	x	x	1	x	Upstream overhead data rate
x	x	x	x	x	1	x	x	Maximum number of downstream TPS-TC functions of each type
x	x	x	x	1	x	x	x	Maximum number of upstream TPS-TC functions of each type
x	x	x	1	x	x	x	x	Reserved for allocation by ITU-T
x	x	1	x	x	x	x	x	Reserved for allocation by ITU-T
x	x	0	0	0	0	0	0	No parameters in this octet

**Table 11.48.0.2 – Standard information field – G.992.5 Annex I SPar(2) coding – Octet 3**

		Bits						G.992.5 Annex I SPar(2)s – Octet 3
8	7	6	5	4	3	2	1	
x	x	x	x	x	x	x	1	Downstream STM TPS-TC #0
x	x	x	x	x	x	1	x	Upstream STM TPS-TC #0
x	x	x	x	x	1	x	x	Downstream ATM TPS-TC #0
x	x	x	x	1	x	x	x	Upstream ATM TPS-TC #0
x	x	x	1	x	x	x	x	Downstream PTM TPS-TC #0
x	x	1	x	x	x	x	x	Upstream PTM TPS-TC #0
x	x	0	0	0	0	0	0	No parameters in this octet

**Table 11.48.0.3 – Standard information field – G.992.5 Annex I SPar(2) coding – Octet 4**

		Bits						G.992.5 Annex I SPar(2)s – Octet 4
8	7	6	5	4	3	2	1	
x	x	x	x	x	x	x	1	Downstream PMS-TC latency path #0 supported
x	x	x	x	x	x	1	x	Upstream PMS-TC latency path #0 supported
x	x	x	x	x	1	x	x	Reserved for allocation by ITU-T
x	x	x	x	1	x	x	x	Reserved for allocation by ITU-T
x	x	x	1	x	x	x	x	Reserved for allocation by ITU-T
x	x	1	x	x	x	x	x	Reserved for allocation by ITU-T
x	x	0	0	0	0	0	0	No parameters in this octet

**Table 11.48.0.4 – Standard information field – G.992.5 Annex I SPar(2) coding – Octet 5**

		Bits						G.992.5 Annex I SPar(2)s – Octet 5
8	7	6	5	4	3	2	1	
x	x	x	x	x	x	x	1	Downstream STM TPS-TC #1
x	x	x	x	x	x	1	x	Upstream STM TPS-TC #1
x	x	x	x	x	1	x	x	Downstream ATM TPS-TC #1
x	x	x	x	1	x	x	x	Upstream ATM TPS-TC #1
x	x	x	1	x	x	x	x	Downstream PTM TPS-TC #1
x	x	1	x	x	x	x	x	Upstream PTM TPS-TC #1
x	x	0	0	0	0	0	0	No parameters in this octet

**Table 11.48.0.5 – Standard information field – G.992.5 Annex I SPar(2) coding – Octet 6**

		Bits						G.992.5 Annex I SPar(2)s – Octet 6
8	7	6	5	4	3	2	1	
x	x	x	x	x	x	x	1	Downstream PMS-TC latency path #1 supported
x	x	x	x	x	x	1	x	Upstream PMS-TC latency path #1 supported
x	x	x	x	x	1	x	x	Reserved for allocation by ITU-T
x	x	x	x	1	x	x	x	Reserved for allocation by ITU-T
x	x	x	1	x	x	x	x	Reserved for allocation by ITU-T
x	x	1	x	x	x	x	x	Reserved for allocation by ITU-T
x	x	0	0	0	0	0	0	No parameters in this octet

**Table 11.48.0.6 – Standard information field – G.992.5 Annex I SPar(2) coding – Octet 7**

		Bits						G.992.5 Annex I SPar(2)s – Octet 7
8	7	6	5	4	3	2	1	
x	x	x	x	x	x	x	1	Downstream STM TPS-TC #2
x	x	x	x	x	x	1	x	Upstream STM TPS-TC #2
x	x	x	x	x	1	x	x	Downstream ATM TPS-TC #2
x	x	x	x	1	x	x	x	Upstream ATM TPS-TC #2
x	x	x	1	x	x	x	x	Downstream PTM TPS-TC #2
x	x	1	x	x	x	x	x	Upstream PTM TPS-TC #2
x	x	0	0	0	0	0	0	No parameters in this octet

**Table 11.48.0.7 – Standard information field – G.992.5 Annex I SPar(2) coding – Octet 8**

		Bits						G.992.5 Annex I SPar(2)s – Octet 8
8	7	6	5	4	3	2	1	
x	x	x	x	x	x	x	1	Downstream PMS-TC latency path #2 supported
x	x	x	x	x	x	1	x	Upstream PMS-TC latency path #2 supported
x	x	x	x	x	1	x	x	Reserved for allocation by ITU-T
x	x	x	x	1	x	x	x	Reserved for allocation by ITU-T
x	x	x	1	x	x	x	x	Reserved for allocation by ITU-T
x	x	1	x	x	x	x	x	Reserved for allocation by ITU-T
x	x	0	0	0	0	0	0	No parameters in this octet

**Table 11.48.0.8 – Standard information field – G.992.5 Annex I SPar(2) coding – Octet 9**

		Bits						G.992.5 Annex I SPar(2)s – Octet 9
8	7	6	5	4	3	2	1	
x	x	x	x	x	x	x	1	Downstream STM TPS-TC #3
x	x	x	x	x	x	1	x	Upstream STM TPS-TC #3
x	x	x	x	x	1	x	x	Downstream ATM TPS-TC #3
x	x	x	x	1	x	x	x	Upstream ATM TPS-TC #3
x	x	x	1	x	x	x	x	Downstream PTM TPS-TC #3
x	x	1	x	x	x	x	x	Upstream PTM TPS-TC #3
x	x	0	0	0	0	0	0	No parameters in this octet

**Table 11.48.0.9 – Standard information field – G.992.5 Annex I SPar(2) coding – Octet 10**

		Bits						G.992.5 Annex I SPar(2)s – Octet 10
8	7	6	5	4	3	2	1	
x	x	x	x	x	x	x	1	Downstream PMS-TC latency path #3 supported
x	x	x	x	x	x	1	x	Upstream PMS-TC latency path #3 supported
x	x	x	x	x	1	x	x	Reserved for allocation by ITU-T
x	x	x	x	1	x	x	x	Reserved for allocation by ITU-T
x	x	x	1	x	x	x	x	Reserved for allocation by ITU-T
x	x	1	x	x	x	x	x	Reserved for allocation by ITU-T
x	x	0	0	0	0	0	0	No parameters in this octet

**Table 11.48.1 – Standard information field – G.992.5 Annex I spectrum bounds upstream NPar(3) coding – Octet 1**

		Bits						G.992.5 Annex I spectrum bounds upstream NPar(3)s – Octet 1
8	7	6	5	4	3	2	1	
x	x	0	0	0	x	x	x	NOMPSDus (bits 9 to 7)

**Table 11.48.1.1 – Standard information field – G.992.5 Annex I spectrum bounds upstream NPar(3) coding – Octet 2**

		Bits						G.992.5 Annex I spectrum bounds upstream NPar(3)s – Octet 2
8	7	6	5	4	3	2	1	
x	x	x	x	x	x	x	x	NOMPSDus (bits 6 to 1)

**Table 11.48.1.2 – Standard information field – G.992.5 Annex I spectrum bounds upstream NPar(3) coding – Octet 3**

		Bits						G.992.5 Annex I spectrum bounds upstream NPar(3)s – Octet 3
8	7	6	5	4	3	2	1	
x	x	0	0	0	x	x	x	MAXNOMPSDus (bits 9 to 7)

**Table 11.48.1.3 – Standard information field – G.992.5 Annex I spectrum bounds upstream NPar(3) coding – Octet 4**

		Bits						G.992.5 Annex I spectrum bounds upstream NPar(3)s – Octet 4
8	7	6	5	4	3	2	1	
x	x	x	x	x	x	x	x	MAXNOMPSDus (bits 6 to 1)

**Table 11.48.1.4 – Standard information field – G.992.5 Annex I spectrum bounds upstream NPar(3) coding – Octet 5**

		Bits						G.992.5 Annex I spectrum bounds upstream NPar(3)s – Octet 5
8	7	6	5	4	3	2	1	
x	x	0	0	0	x	x	x	MAXNOMATPus (bits 9 to 7)

**Table 11.48.1.5 – Standard information field – G.992.5 Annex I  
spectrum bounds upstream NPar(3) coding – Octet 6**

8		7		Bits							G.992.5 Annex I spectrum bounds upstream NPar(3)s – Octet 6
6		5		4		3		2		1	
x	x	x	x	x	x	x	x	x	x	x	
MAXNOMATPus (bits 6 to 1)											

**Table 11.48.2 – Standard information field – G.992.5 Annex I  
spectrum shaping upstream NPar(3) coding – Octet 1**

8		7		Bits							G.992.5 Annex I spectrum shaping upstream NPar(3)s – Octet 1
6		5		4		3		2		1	
x	x	x	x	x	x	x	x	x	x	x	
"First" subcarrier index i (bits 12 to 7)											

**Table 11.48.2.1 – Standard information field – G.992.5 Annex I  
spectrum shaping upstream NPar(3) coding – Octet 2**

8		7		Bits							G.992.5 Annex I spectrum shaping upstream NPar(3)s – Octet 2
6		5		4		3		2		1	
x	x	x	x	x	x	x	x	x	x	x	
"First" subcarrier index i (bits 6 to 1)											

**Table 11.48.2.2 – Standard information field – G.992.5 Annex I  
spectrum shaping upstream NPar(3) coding – Octet 3**

8		7		Bits							G.992.5 Annex I spectrum shaping upstream NPar(3)s – Octet 3
6		5		4		3		2		1	
		x									
x	x			0	0	0	0	0	x		
"First" subcarrier in supported set											
"First" log <sub>2</sub> tss <sub>i</sub> (bit 7)											

**Table 11.48.2.3 – Standard information field – G.992.5 Annex I  
spectrum shaping upstream NPar(3) coding – Octet 4**

8		7		Bits							G.992.5 Annex I spectrum shaping upstream NPar(3)s – Octet 4
6		5		4		3		2		1	
x	x	x	x	x	x	x	x	x	x	x	
"First" log <sub>2</sub> tss <sub>i</sub> (bits 6 to 1)											

**Table 11.48.2.4\*(j-1) – Standard information field – G.992.5 Annex I  
spectrum shaping upstream NPar(3) coding – Octet 4\*(j-1)+1**

8		7		Bits							G.992.5 Annex I spectrum shaping upstream NPar(3)s – Octet 4*(j-1)+1
6		5		4		3		2		1	
x	x	x	x	x	x	x	x	x	x	x	
"Last" subcarrier index i (bits 12 to 7)											

NOTE – j is the number of subcarrier indices used to specify the spectral shape.

**Table 11.48.2.4\*(j-1)+1 – Standard information field – G.992.5 Annex I  
spectrum shaping upstream NPar(3) coding – Octet 4\*(j-1)+2**

8		7		Bits							G.992.5 Annex I spectrum shaping upstream NPar(3)s – Octet 4*(j-1)+2
8	7	6	5	4	3	2	1				
x	x	x	x	x	x	x	x	x	"Last" subcarrier index i (bits 6 to 1)		

NOTE – j is the number of subcarrier indices used to specify the spectral shape.

**Table 11.48.2.4\*(j-1)+2 – Standard information field – G.992.5 Annex I  
spectrum shaping upstream NPar(3) coding – Octet 4\*(j-1)+3**

8		7		Bits							G.992.5 Annex I spectrum shaping upstream NPar(3)s – Octet 4*(j-1)+3
8	7	6	5	4	3	2	1				
		x							"Last" subcarrier in supported set		
x	x	0	0	0	0	0	x	"Last" log <sub>2</sub> tss <sub>i</sub> (bit 7)			

NOTE – j is the number of subcarrier indices used to specify the spectral shape.

**Table 11.48.2.4\*(j-1)+3 – Standard information field – G.992.5 Annex I  
spectrum shaping upstream NPar(3) coding – Octet 4\*(j-1)+4**

8		7		Bits							G.992.5 Annex I spectrum shaping upstream NPar(3)s – Octet 4*(j-1)+4
8	7	6	5	4	3	2	1				
x	x	x	x	x	x	x	x	"Last" log <sub>2</sub> tss <sub>i</sub> (bits 6 to 1)			

**Table 11.48.3 – Standard information field – G.992.5 Annex I  
spectrum bounds downstream NPar(3) coding – Octet 1**

8		7		Bits							G.992.5 Annex I spectrum bounds downstream NPar(3)s – Octet 1
8	7	6	5	4	3	2	1				
x	x	0	0	0	x	x	x	NOMPSDds (bits 9 to 7)			

**Table 11.48.3.1 – Standard information field – G.992.5 Annex I  
spectrum bounds downstream NPar(3) coding – Octet 2**

8		7		Bits							G.992.5 Annex I spectrum bounds downstream NPar(3)s – Octet 2
8	7	6	5	4	3	2	1				
x	x	x	x	x	x	x	x	NOMPSDds (bits 6 to 1)			

**Table 11.48.3.2 – Standard information field – G.992.5 Annex I  
spectrum bounds downstream NPar(3) coding – Octet 3**

8		7		Bits							G.992.5 Annex I spectrum bounds downstream NPar(3)s – Octet 3
8	7	6	5	4	3	2	1				
x	x	0	0	0	x	x	x	MAXNOMPSDds (bits 9 to 7)			

**Table 11.48.3.3 – Standard information field – G.992.5 Annex I spectrum bounds downstream NPar(3) coding – Octet 4**

		Bits						
8	7	6	5	4	3	2	1	
x	x	x	x	x	x	x	x	G.992.5 Annex I spectrum bounds downstream NPar(3)s – Octet 4
								MAXNOMPSDds (bits 6 to 1)

**Table 11.48.3.4 – Standard information field – G.992.5 Annex I spectrum bounds downstream NPar(3) coding – Octet 5**

		Bits						
8	7	6	5	4	3	2	1	
x	x	0	0	0	x	x	x	G.992.5 Annex I spectrum bounds downstream NPar(3)s – Octet 5
								MAXNOMATPds (bits 9 to 7)

**Table 11.48.3.5 – Standard information field – G.992.5 Annex I spectrum bounds downstream NPar(3) coding – Octet 6**

		Bits						
8	7	6	5	4	3	2	1	
x	x	x	x	x	x	x	x	G.992.5 Annex I spectrum bounds downstream NPar(3)s – Octet 6
								MAXNOMATPds (bits 6 to 1)

**Table 11.48.4 – Standard information field – G.992.5 Annex I spectrum shaping downstream NPar(3) coding – Octet 1**

		Bits						
8	7	6	5	4	3	2	1	
x	x	x	x	x	x	x	x	G.992.5 Annex I spectrum shaping downstream NPar(3)s – Octet 1
								"First" subcarrier index i (bits 12 to 7)

**Table 11.48.4.1 – Standard information field – G.992.5 Annex I spectrum shaping downstream NPar(3) coding – Octet 2**

		Bits						
8	7	6	5	4	3	2	1	
x	x	x	x	x	x	x	x	G.992.5 Annex I spectrum shaping downstream NPar(3)s – Octet 2
								"First" subcarrier index i (bits 6 to 1)

**Table 11.48.4.2 – Standard information field – G.992.5 Annex I spectrum shaping downstream NPar(3) coding – Octet 3**

		Bits						
8	7	6	5	4	3	2	1	
		x						G.992.5 Annex I spectrum shaping downstream NPar(3)s – Octet 3
x	x	0	0	0	0	0	x	"First" subcarrier in supported set
								"First" log <sub>2</sub> tss <sub>i</sub> (bit 7)

**Table 11.48.4.3 – Standard information field – G.992.5 Annex I spectrum shaping downstream NPar(3) coding – Octet 4**

		Bits						
8	7	6	5	4	3	2	1	
x	x	x	x	x	x	x	x	G.992.5 Annex I spectrum shaping downstream NPar(3)s – Octet 4
								"First" log <sub>2</sub> tss <sub>i</sub> (bits 6 to 1)

**Table 11.48.4.4\*(j-1) – Standard information field – G.992.5 Annex I  
spectrum shaping downstream NPar(3) coding – Octet 4\*(j-1)+1**

8		7		Bits						G.992.5 Annex I spectrum shaping downstream NPar(3)s – Octet 4*(j-1)+1
x		x		6	5	4	3	2	1	
x		x		x	x	x	x	x	x	"Last" subcarrier index i (bits 12 to 7)

NOTE – j is the number of subcarrier indices used to specify the spectral shape.

**Table 11.48.4.4\*(j-1)+1 – Standard information field – G.992.5 Annex I  
spectrum shaping downstream NPar(3) coding – Octet 4\*(j-1)+2**

8		7		Bits						G.992.5 Annex I spectrum shaping downstream NPar(3)s – Octet 4*(j-1)+2
x		x		6	5	4	3	2	1	
x		x		x	x	x	x	x	x	"Last" subcarrier index i (bits 6 to 1)

NOTE – j is the number of subcarrier indices used to specify the spectral shape.

**Table 11.48.4.4\*(j-1)+2 – Standard information field – G.992.5 Annex I  
spectrum shaping downstream NPar(3) coding – Octet 4\*(j-1)+3**

8		7		Bits						G.992.5 Annex I spectrum shaping downstream NPar(3)s – Octet 4*(j-1)+3
x		x		6	5	4	3	2	1	
				x						"Last" subcarrier in supported set
x		x			0	0	0	0	x	"Last" log <sub>2</sub> tss <sub>i</sub> (bit 7)

NOTE – j is the number of subcarrier indices used to specify the spectral shape.

**Table 11.48.4.4\*(j-1)+3 – Standard information field – G.992.5 Annex I  
spectrum shaping downstream NPar(3) coding – Octet 4\*(j-1)+4**

8		7		Bits						G.992.5 Annex I spectrum shaping downstream NPar(3)s – Octet 4*(j-1)+4
x		x		6	5	4	3	2	1	
x		x		x	x	x	x	x	x	"Last" log <sub>2</sub> tss <sub>i</sub> (bits 6 to 1)

**Table 11.48.5 – Standard information field – G.992.5 Annex I  
transmit signal images above the Nyquist frequency NPar(3) coding**

8		7		Bits						G.992.5 Annex I transmit signal images above the Nyquist frequency NPar(3)s
x		x		6	5	4	3	2	1	
x		x		x	x	x	x			IDFT size N
x		x						x	x	IFFT fill

**Table 11.48.7 – Standard information field – G.992.5 Annex I  
downstream overhead data rate NPar(3) coding**

8		7		Bits						G.992.5 Annex I downstream overhead data rate NPar(3)s
x		x		6	5	4	3	2	1	
x		x		x	x	x	x	x	x	Minimum overhead data rate ((n+1) * 1 kbit/s, n = 3 to 63)



**Table 11.48.8 – Standard information field – G.992.5 Annex I  
upstream overhead data rate NPar(3) coding**

Bits								G.992.5 Annex I upstream overhead data rate NPar(3)s
8	7	6	5	4	3	2	1	
x	x	x	x	x	x	x	x	Minimum overhead data rate $((n+1) * 1 \text{ kbit/s}, n = 3 \text{ to } 63)$

**Table 11.48.9 – Standard information field – G.992.5 Annex I  
maximum number of downstream TPS-TC functions of each type NPar(3) coding – Octet 1**

Bits								G.992.5 Annex I maximum number of downstream TPS-TC functions of each type NPar(3)s – Octet 1
8	7	6	5	4	3	2	1	
x	x				x	x	x	Maximum number of downstream STM TPS-TCs (n = 0 to 4)
x	x	x	x	x				Maximum number of downstream ATM TPS-TCs (n = 0 to 4)

**Table 11.48.9.1 – Standard information field – G.992.5 Annex I  
maximum number of downstream TPS-TC functions of each type NPar(3) coding – Octet 2**

Bits								G.992.5 Annex I maximum number of downstream TPS-TC functions of each type NPar(3)s – Octet 2
8	7	6	5	4	3	2	1	
x	x				x	x	x	Maximum number of downstream PTM TPS-TCs (n = 0 to 4)
x	x	x	x	x				Reserved for allocation by ITU-T

**Table 11.48.10 – Standard information field – G.992.5 Annex I  
maximum number of upstream TPS-TC functions of each type NPar(3) coding – Octet 1**

Bits								G.992.5 Annex I maximum number of upstream TPS-TC functions of each type NPar(3)s – Octet 1
8	7	6	5	4	3	2	1	
x	x				x	x	x	Maximum number of upstream STM TPS-TCs (n = 0 to 4)
x	x	x	x	x				Maximum number of upstream ATM TPS-TCs (n = 0 to 4)

**Table 11.48.10.1 – Standard information field – G.992.5 Annex I  
maximum number of upstream TPS-TC functions of each type NPar(3) coding – Octet 2**

Bits								G.992.5 Annex I maximum number of upstream TPS-TC functions of each type NPar(3)s – Octet 2
8	7	6	5	4	3	2	1	
x	x				x	x	x	Maximum number of upstream PTM TPS-TCs (n = 0 to 4)
x	x	x	x	x				Reserved for allocation by ITU-T

**Table 11.48.13 – Standard information field – G.992.5 Annex I  
downstream STM TPS-TC #0 NPar(3) coding – Octet 1**

Bits								G.992.5 Annex I downstream STM TPS-TC #0 NPar(3)s – Octet 1
8	7	6	5	4	3	2	1	
x	x	x	x	x	x	x	x	Net_min (minimum net data rate, bits 12 to 7)

**Table 11.48.13.1 – Standard information field – G.992.5 Annex I downstream STM TPS-TC #0 NPar(3) coding – Octet 2**

8		7		Bits							
				6	5	4	3	2	1		
x	x	x	x	x	x	x	x	x	x	Net_min (minimum net data rate, bits 6 to 1)	

**Table 11.48.13.2 – Standard information field – G.992.5 Annex I downstream STM TPS-TC #0 NPar(3) coding – Octet 3**

8		7		Bits							
				6	5	4	3	2	1		
x	x	x	x	x	x	x	x	x	x	Net_max (maximum net data rate, bits 12 to 7)	

**Table 11.48.13.3 – Standard information field – G.992.5 Annex I downstream STM TPS-TC #0 NPar(3) coding – Octet 4**

8		7		Bits							
				6	5	4	3	2	1		
x	x	x	x	x	x	x	x	x	x	Net_max (maximum net data rate, bits 6 to 1)	

**Table 11.48.13.4 – Standard information field – G.992.5 Annex I downstream STM TPS-TC #0 NPar(3) coding – Octet 5**

8		7		Bits							
				6	5	4	3	2	1		
x	x	x	x	x	x	x	x	x	x	Net_reserve (minimum reserved net data rate, bits 12 to 7)	

**Table 11.48.13.5 – Standard information field – G.992.5 Annex I downstream STM TPS-TC #0 NPar(3) coding – Octet 6**

8		7		Bits							
				6	5	4	3	2	1		
x	x	x	x	x	x	x	x	x	x	Net_reserve (minimum reserved net data rate, bits 6 to 1)	

**Table 11.48.13.6 – Standard information field – G.992.5 Annex I downstream STM TPS-TC #0 NPar(3) coding – Octet 7**

8		7		Bits							
				6	5	4	3	2	1		
x	x	x	x	x	x	x	x	x	x	Delay_max (maximum delay) (n milliseconds, n = 0 to 63)	

**Table 11.48.13.7 – Standard information field – G.992.5 Annex I downstream STM TPS-TC #0 NPar(3) coding – Octet 8**

8		7		Bits							
				6	5	4	3	2	1		
x	x							x	x	Error_max (maximum bit error ratio)	
x	x					x	x			INP_min (minimum impulse noise protection) (bits 2 and 1)	
x	x			x						Reserved for allocation by ITU-T	
x	x	x								Reserved for allocation by ITU-T	

**Table 11.48.13.8 – Standard information field – G.992.5 Annex I  
downstream STM TPS-TC #0 NPar(3) coding – Octet 9**

		Bits						
8	7	6	5	4	3	2	1	
x	x	x	x	x	x	x	x	G.992.5 Annex I downstream STM TPS-TC #0 NPar(3)s – Octet 9
								INP_min (minimum impulse noise protection) (bits 8 to 3)

**Table 11.48.13.9 – Standard information field – G.992.5 Annex I  
downstream STM TPS-TC #0 NPar(3) coding – Octet 10**

		Bits						
8	7	6	5	4	3	2	1	
x	x	x	x	x	x	x	1	CIpolicy ZERO
x	x	x	x	x	x	1	x	CIpolicy ONE
x	x	x	x	x	1	x	x	Reserved for allocation by ITU-T
x	x	x	x	1	x	x	x	Reserved for allocation by ITU-T
x	x	x	1	x	x	x	x	Reserved for allocation by ITU-T
x	x	1	x	x	x	x	x	Reserved for allocation by ITU-T
x	x	0	0	0	0	0	0	No parameters in this octet

**Table 11.48.14 – Standard information field – G.992.5 Annex I  
upstream STM TPS-TC #0 NPar(3) coding – Octet 1**

		Bits						
8	7	6	5	4	3	2	1	
x	x	x	x	x	x	x	x	G.992.5 Annex I upstream STM TPS-TC #0 NPar(3)s – Octet 1
								Net_min (minimum net data rate, bits 12 to 7)

**Table 11.48.14.1 – Standard information field – G.992.5 Annex I  
upstream STM TPS-TC #0 NPar(3) coding – Octet 2**

		Bits						
8	7	6	5	4	3	2	1	
x	x	x	x	x	x	x	x	G.992.5 Annex I upstream STM TPS-TC #0 NPar(3)s – Octet 2
								Net_min (minimum net data rate, bits 6 to 1)

**Table 11.48.14.2 – Standard information field – G.992.5 Annex I  
upstream STM TPS-TC #0 NPar(3) coding – Octet 3**

		Bits						
8	7	6	5	4	3	2	1	
x	x	x	x	x	x	x	x	G.992.5 Annex I upstream STM TPS-TC #0 NPar(3)s – Octet 3
								Net_max (maximum net data rate, bits 12 to 7)

**Table 11.48.14.3 – Standard information field – G.992.5 Annex I  
upstream STM TPS-TC #0 NPar(3) coding – Octet 4**

		Bits						
8	7	6	5	4	3	2	1	
x	x	x	x	x	x	x	x	G.992.5 Annex I upstream STM TPS-TC #0 NPar(3)s – Octet 4
								Net_max (maximum net data rate, bits 6 to 1)

**Table 11.48.14.4 – Standard information field – G.992.5 Annex I  
upstream STM TPS-TC #0 NPar(3) coding – Octet 5**

		Bits						
8	7	6	5	4	3	2	1	
x	x	x	x	x	x	x	x	Net_reserve (minimum reserved net data rate, bits 12 to 7)

**Table 11.48.14.5 – Standard information field – G.992.5 Annex I  
upstream STM TPS-TC #0 NPar(3) coding – Octet 6**

		Bits						
8	7	6	5	4	3	2	1	
x	x	x	x	x	x	x	x	Net_reserve (minimum reserved net data rate, bits 6 to 1)

**Table 11.48.14.6 – Standard information field – G.992.5 Annex I  
upstream STM TPS-TC #0 NPar(3) coding – Octet 7**

		Bits						
8	7	6	5	4	3	2	1	
x	x	x	x	x	x	x	x	Delay_max (maximum delay) (n milliseconds, n = 0 to 63)

**Table 11.48.14.7 – Standard information field – G.992.5 Annex I  
upstream STM TPS-TC #0 NPar(3) coding – Octet 8**

		Bits						
8	7	6	5	4	3	2	1	
x	x					x	x	Error_max (maximum bit error ratio)
x	x			x	x			INP_min (minimum impulse noise protection) (bits 2 and 1)
x	x		x					Reserved for allocation by ITU-T
x	x	x						Reserved for allocation by ITU-T

**Table 11.48.14.8 – Standard information field – G.992.5 Annex I  
upstream STM TPS-TC #0 NPar(3) coding – Octet 9**

		Bits						
8	7	6	5	4	3	2	1	
x	x	x	x	x	x	x	x	INP_min (minimum impulse noise protection) (bits 8 to 3)

**Table 11.48.14.9 – Standard information field – G.992.5 Annex I  
upstream STM TPS-TC #0 NPar(3) coding – Octet 10**

		Bits						
8	7	6	5	4	3	2	1	
x	x	x	x	x	x	x	1	CIpolicy ZERO
x	x	x	x	x	x	1	x	CIpolicy ONE
x	x	x	x	x	1	x	x	Reserved for allocation by ITU-T
x	x	x	x	1	x	x	x	Reserved for allocation by ITU-T
x	x	x	1	x	x	x	x	Reserved for allocation by ITU-T
x	x	1	x	x	x	x	x	Reserved for allocation by ITU-T
x	x	0	0	0	0	0	0	No parameters in this octet

**Table 11.48.15 – Standard information field – G.992.5 Annex I  
downstream ATM TPS-TC #0 NPar(3) coding – Octet 1**

8		7		Bits							
				6	5	4	3	2	1		
x	x	x	x	x	x	x	x	x	x	Net_min (minimum net data rate, bits 12 to 7)	

**Table 11.48.15.1 – Standard information field – G.992.5 Annex I  
downstream ATM TPS-TC #0 NPar(3) coding – Octet 2**

8		7		Bits							
				6	5	4	3	2	1		
x	x	x	x	x	x	x	x	x	x	Net_min (minimum net data rate, bits 6 to 1)	

**Table 11.48.15.2 – Standard information field – G.992.5 Annex I  
downstream ATM TPS-TC #0 NPar(3) coding – Octet 3**

8		7		Bits							
				6	5	4	3	2	1		
x	x	x	x	x	x	x	x	x	x	Net_max (maximum net data rate, bits 12 to 7)	

**Table 11.48.15.3 – Standard information field – G.992.5 Annex I  
downstream ATM TPS-TC #0 NPar(3) coding – Octet 4**

8		7		Bits							
				6	5	4	3	2	1		
x	x	x	x	x	x	x	x	x	x	Net_max (maximum net data rate, bits 6 to 1)	

**Table 11.48.15.4 – Standard information field – G.992.5 Annex I  
downstream ATM TPS-TC #0 NPar(3) coding – Octet 5**

8		7		Bits							
				6	5	4	3	2	1		
x	x	x	x	x	x	x	x	x	x	Net_reserve (minimum reserved net data rate, bits 12 to 7)	

**Table 11.48.15.5 – Standard information field – G.992.5 Annex I  
downstream ATM TPS-TC #0 NPar(3) coding – Octet 6**

8		7		Bits							
				6	5	4	3	2	1		
x	x	x	x	x	x	x	x	x	x	Net_reserve (minimum reserved net data rate, bits 6 to 1)	

**Table 11.48.15.6 – Standard information field – G.992.5 Annex I  
downstream ATM TPS-TC #0 NPar(3) coding – Octet 7**

8		7		Bits							
				6	5	4	3	2	1		
x	x	x	x	x	x	x	x	x	x	Delay_max (maximum delay) (n milliseconds, n = 0 to 63)	

**Table 11.48.15.7 – Standard information field – G.992.5 Annex I  
downstream ATM TPS-TC #0 NPar(3) coding – Octet 8**

		Bits						
8	7	6	5	4	3	2	1	
x	x					x	x	Error_max (maximum bit error ratio)
x	x			x	x			INP_min (minimum impulse noise protection) (bits 2 and 1)
x	x		x					Reserved for allocation by ITU-T
x	x	x						IMA_flag

**Table 11.48.15.8 – Standard information field – G.992.5 Annex I  
downstream ATM TPS-TC #0 NPar(3) coding – Octet 9**

		Bits						
8	7	6	5	4	3	2	1	
x	x	x	x	x	x	x	x	INP_min (minimum impulse noise protection) (bits 8 to 3)

**Table 11.48.15.9 – Standard information field – G.992.5 Annex I  
downstream ATM TPS-TC #0 NPar(3) coding – Octet 10**

		Bits						
8	7	6	5	4	3	2	1	
x	x	x	x	x	x	x	1	CIpolicy ZERO
x	x	x	x	x	x	1	x	CIpolicy ONE
x	x	x	x	x	1	x	x	Reserved for allocation by ITU-T
x	x	x	x	1	x	x	x	Reserved for allocation by ITU-T
x	x	x	1	x	x	x	x	Reserved for allocation by ITU-T
x	x	1	x	x	x	x	x	Reserved for allocation by ITU-T
x	x	0	0	0	0	0	0	No parameters in this octet

**Table 11.48.16 – Standard information field – G.992.5 Annex I  
upstream ATM TPS-TC #0 NPar(3) coding – Octet 1**

		Bits						
8	7	6	5	4	3	2	1	
x	x	x	x	x	x	x	x	Net_min (minimum net data rate, bits 12 to 7)

**Table 11.48.16.1 – Standard information field – G.992.5 Annex I  
upstream ATM TPS-TC #0 NPar(3) coding – Octet 2**

		Bits						
8	7	6	5	4	3	2	1	
x	x	x	x	x	x	x	x	Net_min (minimum net data rate, bits 6 to 1)

**Table 11.48.16.2 – Standard information field – G.992.5 Annex I  
upstream ATM TPS-TC #0 NPar(3) coding – Octet 3**

		Bits						
8	7	6	5	4	3	2	1	
x	x	x	x	x	x	x	x	Net_max (maximum net data rate, bits 12 to 7)

**Table 11.48.16.3 – Standard information field – G.992.5 Annex I upstream ATM TPS-TC #0 NPar(3) coding – Octet 4**

		Bits						
8	7	6	5	4	3	2	1	
x	x	x	x	x	x	x	x	Net_max (maximum net data rate, bits 6 to 1)

**Table 11.48.16.4 – Standard information field – G.992.5 Annex I upstream ATM TPS-TC #0 NPar(3) coding – Octet 5**

		Bits						
8	7	6	5	4	3	2	1	
x	x	x	x	x	x	x	x	Net_reserve (minimum reserved net data rate, bits 12 to 7)

**Table 11.48.16.5 – Standard information field – G.992.5 Annex I upstream ATM TPS-TC #0 NPar(3) coding – Octet 6**

		Bits						
8	7	6	5	4	3	2	1	
x	x	x	x	x	x	x	x	Net_reserve (minimum reserved net data rate, bits 6 to 1)

**Table 11.48.16.6 – Standard information field – G.992.5 Annex I upstream ATM TPS-TC #0 NPar(3) coding – Octet 7**

		Bits						
8	7	6	5	4	3	2	1	
x	x	x	x	x	x	x	x	Delay_max (maximum delay) (n milliseconds, n = 0 to 63)

**Table 11.48.16.7 – Standard information field – G.992.5 Annex I upstream ATM TPS-TC #0 NPar(3) coding – Octet 8**

		Bits						
8	7	6	5	4	3	2	1	
x	x					x	x	Error_max (maximum bit error ratio)
x	x			x	x			INP_min (minimum impulse noise protection) (bits 2 and 1)
x	x		x					Reserved for allocation by ITU-T
x	x	x						IMA_flag

**Table 11.48.16.8 – Standard information field – G.992.5 Annex I upstream ATM TPS-TC #0 NPar(3) coding – Octet 9**

		Bits						
8	7	6	5	4	3	2	1	
x	x	x	x	x	x	x	x	INP_min (minimum impulse noise protection) (bits 8 to 3)

**Table 11.48.16.9 – Standard information field – G.992.5 Annex I  
upstream ATM TPS-TC #0 NPar(3) coding – Octet 10**

		Bits						
8	7	6	5	4	3	2	1	
x	x	x	x	x	x	x	1	CIpolicy ZERO
x	x	x	x	x	x	1	x	CIpolicy ONE
x	x	x	x	x	1	x	x	Reserved for allocation by ITU-T
x	x	x	x	1	x	x	x	Reserved for allocation by ITU-T
x	x	x	1	x	x	x	x	Reserved for allocation by ITU-T
x	x	1	x	x	x	x	x	Reserved for allocation by ITU-T
x	x	0	0	0	0	0	0	No parameters in this octet

**Table 11.48.17 – Standard information field – G.992.5 Annex I  
downstream PTM TPS-TC #0 NPar(3) coding – Octet 1**

		Bits						
8	7	6	5	4	3	2	1	
x	x	x	x	x	x	x	x	Net_min (minimum net data rate, bits 12 to 7)

**Table 11.48.17.1 – Standard information field – G.992.5 Annex I  
downstream PTM TPS-TC #0 NPar(3) coding – Octet 2**

		Bits						
8	7	6	5	4	3	2	1	
x	x	x	x	x	x	x	x	Net_min (minimum net data rate, bits 6 to 1)

**Table 11.48.17.2 – Standard information field – G.992.5 Annex I  
downstream PTM TPS-TC #0 NPar(3) coding – Octet 3**

		Bits						
8	7	6	5	4	3	2	1	
x	x	x	x	x	x	x	x	Net_max (maximum net data rate, bits 12 to 7)

**Table 11.48.17.3 – Standard information field – G.992.5 Annex I  
downstream PTM TPS-TC #0 NPar(3) coding – Octet 4**

		Bits						
8	7	6	5	4	3	2	1	
x	x	x	x	x	x	x	x	Net_max (maximum net data rate, bits 6 to 1)

**Table 11.48.17.4 – Standard information field – G.992.5 Annex I  
downstream PTM TPS-TC #0 NPar(3) coding – Octet 5**

		Bits						
8	7	6	5	4	3	2	1	
x	x	x	x	x	x	x	x	Net_reserve (minimum reserved net data rate, bits 12 to 7)



**Table 11.48.17.5 – Standard information field – G.992.5 Annex I downstream PTM TPS-TC #0 NPar(3) coding – Octet 6**

		Bits						
8	7	6	5	4	3	2	1	
x	x	x	x	x	x	x	x	Net_reserve (minimum reserved net data rate, bits 6 to 1)

**G.992.5 Annex I downstream PTM TPS-TC #0 NPar(3)s – Octet 6**

**Table 11.48.17.6 – Standard information field – G.992.5 Annex I downstream PTM TPS-TC #0 NPar(3) coding – Octet 7**

		Bits						
8	7	6	5	4	3	2	1	
x	x	x	x	x	x	x	x	Delay_max (maximum delay) (n milliseconds, n = 0 to 63)

**G.992.5 Annex I downstream PTM TPS-TC #0 NPar(3)s – Octet 7**

**Table 11.48.17.7 – Standard information field – G.992.5 Annex I downstream PTM TPS-TC #0 NPar(3) coding – Octet 8**

		Bits						
8	7	6	5	4	3	2	1	
x	x					x	x	Error_max (maximum bit error ratio)
x	x			x	x			INP_min (minimum impulse noise protection) (bits 2 and 1)
x	x		x					Reserved for allocation by ITU-T
x	x	x						Reserved for allocation by ITU-T

**G.992.5 Annex I downstream PTM TPS-TC #0 NPar(3)s – Octet 8**

**Table 11.48.17.8 – Standard information field – G.992.5 Annex I downstream PTM TPS-TC #0 NPar(3) coding – Octet 9**

		Bits						
8	7	6	5	4	3	2	1	
x	x	x	x	x	x	x	x	INP_min (minimum impulse noise protection) (bits 8 to 3)

**G.992.5 Annex I downstream PTM TPS-TC #0 NPar(3)s – Octet 9**

**Table 11.48.17.9 – Standard information field – G.992.5 Annex I downstream PTM TPS-TC #0 NPar(3) coding – Octet 10**

		Bits						
8	7	6	5	4	3	2	1	
x	x	x	x	x	x	x	1	HDLC encapsulation
x	x	x	x	x	x	1	x	Reserved by ITU-T
x	x	x	x	x	1	x	x	Reserved by ITU-T
x	x	x	x	1	x	x	x	64/65-octet encapsulation with short packets
x	x	x	1	x	x	x	x	64/65-octet encapsulation with pre-emption
x	x	1	x	x	x	x	x	64/65-octet encapsulation supported

**G.992.5 Annex I downstream PTM TPS-TC #0 NPar(3)s – Octet 10**

**Table 11.48.17.10 – Standard information field – G.992.5 Annex I  
downstream PTM TPS-TC #0 NPar(3) coding – Octet 11**

8 7		Bits					G.992.5 Annex I downstream PTM TPS-TC #0 NPar(3)s – Octet 11	
		6	5	4	3	2	1	
x	x	x	x	x	x	x	1	CIpolicy ZERO
x	x	x	x	x	x	1	x	CIpolicy ONE
x	x	x	x	x	1	x	x	Reserved for allocation by ITU-T
x	x	x	x	1	x	x	x	Reserved for allocation by ITU-T
x	x	x	1	x	x	x	x	Reserved for allocation by ITU-T
x	x	1	x	x	x	x	x	Reserved for allocation by ITU-T
x	x	0	0	0	0	0	0	No parameters in this octet

**Table 11.48.18 – Standard information field – G.992.5 Annex I  
upstream PTM TPS-TC #0 NPar(3) coding – Octet 1**

8 7		Bits					G.992.5 Annex I upstream PTM TPS-TC #0 NPar(3)s – Octet 1	
		6	5	4	3	2	1	
x	x	x	x	x	x	x	x	Net_min (minimum net data rate, bits 12 to 7)

**Table 11.48.18.1 – Standard information field – G.992.5 Annex I  
upstream PTM TPS-TC #0 NPar(3) coding – Octet 2**

8 7		Bits					G.992.5 Annex I upstream PTM TPS-TC #0 NPar(3)s – Octet 2	
		6	5	4	3	2	1	
x	x	x	x	x	x	x	x	Net_min (minimum net data rate, bits 6 to 1)

**Table 11.48.18.2 – Standard information field – G.992.5 Annex I  
upstream PTM TPS-TC #0 NPar(3) coding – Octet 3**

8 7		Bits					G.992.5 Annex I upstream PTM TPS-TC #0 NPar(3)s – Octet 3	
		6	5	4	3	2	1	
x	x	x	x	x	x	x	x	Net_max (maximum net data rate, bits 12 to 7)

**Table 11.48.18.3 – Standard information field – G.992.5 Annex I  
upstream PTM TPS-TC #0 NPar(3) coding – Octet 4**

8 7		Bits					G.992.5 Annex I upstream PTM TPS-TC #0 NPar(3)s – Octet 4	
		6	5	4	3	2	1	
x	x	x	x	x	x	x	x	Net_max (maximum net data rate, bits 6 to 1)

**Table 11.48.18.4 – Standard information field – G.992.5 Annex I  
upstream PTM TPS-TC #0 NPar(3) coding – Octet 5**

8 7		Bits					G.992.5 Annex I upstream PTM TPS-TC #0 NPar(3)s – Octet 5	
		6	5	4	3	2	1	
x	x	x	x	x	x	x	x	Net_reserve (minimum reserved net data rate, bits 12 to 7)

**Table 11.48.18.5 – Standard information field – G.992.5 Annex I  
upstream PTM TPS-TC #0 NPar(3) coding – Octet 6**

		Bits						
8	7	6	5	4	3	2	1	
x	x	x	x	x	x	x	x	Net_reserve (minimum reserved net data rate, bits 6 to 1)

**Table 11.48.18.6 – Standard information field – G.992.5 Annex I  
upstream PTM TPS-TC #0 NPar(3) coding – Octet 7**

		Bits						
8	7	6	5	4	3	2	1	
x	x	x	x	x	x	x	x	Delay_max (maximum delay) (n milliseconds, n = 0 to 63)

**Table 11.48.18.7 – Standard information field – G.992.5 Annex I  
upstream PTM TPS-TC #0 NPar(3) coding – Octet 8**

		Bits						
8	7	6	5	4	3	2	1	
x	x					x	x	Error_max (maximum bit error ratio)
x	x			x	x			INP_min (minimum impulse noise protection) (bits 2 and 1)
x	x		x					Reserved for allocation by ITU-T
x	x	x						Reserved for allocation by ITU-T

**Table 11.48.18.8 – Standard information field – G.992.5 Annex I  
upstream PTM TPS-TC #0 NPar(3) coding – Octet 9**

		Bits						
8	7	6	5	4	3	2	1	
x	x	x	x	x	x	x	x	INP_min (minimum impulse noise protection) (bits 8 to 3)

**Table 11.48.18.9 – Standard information field – G.992.5 Annex I  
upstream PTM TPS-TC #0 NPar(3) coding – Octet 10**

		Bits						
8	7	6	5	4	3	2	1	
x	x	x	x	x	x	x	1	HDLC encapsulation
x	x	x	x	x	x	1	x	Reserved by ITU-T
x	x	x	x	x	1	x	x	Reserved by ITU-T
x	x	x	x	1	x	x	x	64/65-octet encapsulation with short packets
x	x	x	1	x	x	x	x	64/65-octet encapsulation with pre-emption
x	x	1	x	x	x	x	x	64/65-octet encapsulation supported

**Table 11.48.18.10 – Standard information field – G.992.5 Annex I  
upstream PTM TPS-TC #0 NPar(3) coding – Octet 11**

		Bits						
8	7	6	5	4	3	2	1	
x	x	x	x	x	x	x	1	CIpolicy ZERO
x	x	x	x	x	x	1	x	CIpolicy ONE
x	x	x	x	x	1	x	x	Reserved for allocation by ITU-T
x	x	x	x	1	x	x	x	Reserved for allocation by ITU-T
x	x	x	1	x	x	x	x	Reserved for allocation by ITU-T
x	x	1	x	x	x	x	x	Reserved for allocation by ITU-T
x	x	0	0	0	0	0	0	No parameters in this octet

**Table 11.48.19 – Standard information field – G.992.5 Annex I  
downstream PMS-TC latency path #0 NPar(3) coding – Octet 1**

		Bits						
8	7	6	5	4	3	2	1	
x	x	x	x	x	x	x	x	Net_max (maximum net data rate, bits 12 to 7)

**Table 11.48.19.1 – Standard information field – G.992.5 Annex I  
downstream PMS-TC latency path #0 NPar(3) coding – Octet 2**

		Bits						
8	7	6	5	4	3	2	1	
x	x	x	x	x	x	x	x	Net_max (maximum net data rate, bits 6 to 1)

**Table 11.48.19.2 – Standard information field – G.992.5 Annex I  
downstream PMS-TC latency path #0 NPar(3) coding – Octet 3**

		Bits						
8	7	6	5	4	3	2	1	
x	x			x	x	x	x	S <sub>0 min</sub> value
x	x	x	x					Reserved for allocation by ITU-T

**Table 11.48.19.3 – Standard information field – G.992.5 Annex I  
downstream PMS-TC latency path #0 NPar(3) coding – Octet 4**

		Bits						
8	7	6	5	4	3	2	1	
x	x	x	x	x	x	x	1	D <sub>0</sub> value of 96 is supported
x	x	x	x	x	x	1	x	D <sub>0</sub> value of 128 is supported
x	x	x	x	x	1	x	x	D <sub>0</sub> value of 160 is supported
x	x	x	x	1	x	x	x	D <sub>0</sub> value of 192 is supported
x	x	x	1	x	x	x	x	D <sub>0</sub> value of 224 is supported
x	x	1	x	x	x	x	x	D <sub>0</sub> value of 256 is supported
x	x	0	0	0	0	0	0	No parameters in this octet

**Table 11.48.19.4 – Standard information field – G.992.5 Annex I downstream PMS-TC latency path #0 NPar(3) coding – Octet 5**

		Bits						
8	7	6	5	4	3	2	1	
x	x	x	x	x	x	x	1	D <sub>0</sub> value of 288 is supported
x	x	x	x	x	x	1	x	D <sub>0</sub> value of 320 is supported
x	x	x	x	x	1	x	x	D <sub>0</sub> value of 352 is supported
x	x	x	x	1	x	x	x	D <sub>0</sub> value of 384 is supported
x	x	x	1	x	x	x	x	D <sub>0</sub> value of 416 is supported
x	x	1	x	x	x	x	x	D <sub>0</sub> value of 448 is supported
x	x	0	0	0	0	0	0	No parameters in this octet

**Table 11.48.19.5 – Standard information field – G.992.5 Annex I downstream PMS-TC latency path #0 NPar(3) coding – Octet 6**

		Bits						
8	7	6	5	4	3	2	1	
x	x	x	x	x	x	x	1	D <sub>0</sub> value of 480 is supported
x	x	x	x	x	x	1	x	D <sub>0</sub> value of 511 is supported
x	x	x	x	x	1	x	x	Reserved for allocation by ITU-T
x	x	x	x	1	x	x	x	Reserved for allocation by ITU-T
x	x	x	1	x	x	x	x	Reserved for allocation by ITU-T
x	x	1	x	x	x	x	x	24000 bytes interleaver size
x	x	0	0	0	0	0	0	No parameters in this octet

**Table 11.48.20 – Standard information field – G.992.5 Annex I upstream PMS-TC latency path #0 NPar(3) coding – Octet 1**

		Bits						
8	7	6	5	4	3	2	1	
x	x	x	x	x	x	x	x	Net_max (maximum net data rate, bits 12 to 7)

**Table 11.48.20.1 – Standard information field – G.992.5 Annex I upstream PMS-TC latency path #0 NPar(3) coding – Octet 2**

		Bits						
8	7	6	5	4	3	2	1	
x	x	x	x	x	x	x	x	Net_max (maximum net data rate, bits 6 to 1)

**Table 11.48.25 – Standard information field – G.992.5 Annex I downstream STM TPS-TC #1 NPar(3) coding – Octet 1**

		Bits						
8	7	6	5	4	3	2	1	
x	x	x	x	x	x	x	x	Net_min (minimum net data rate, bits 12 to 7)

**Table 11.48.25.1 – Standard information field – G.992.5 Annex I downstream STM TPS-TC #1 NPar(3) coding – Octet 2**

8 7		Bits						
		6	5	4	3	2	1	
x	x	x	x	x	x	x	x	G.992.5 Annex I downstream STM TPS-TC #1 NPar(3)s – Octet 2
		Net_min (minimum net data rate, bits 6 to 1)						

**Table 11.48.25.2 – Standard information field – G.992.5 Annex I downstream STM TPS-TC #1 NPar(3) coding – Octet 3**

8 7		Bits						
		6	5	4	3	2	1	
x	x	x	x	x	x	x	x	G.992.5 Annex I downstream STM TPS-TC #1 NPar(3)s – Octet 3
		Net_max (maximum net data rate, bits 12 to 7)						

**Table 11.48.25.3 – Standard information field – G.992.5 Annex I downstream STM TPS-TC #1 NPar(3) coding – Octet 4**

8 7		Bits						
		6	5	4	3	2	1	
x	x	x	x	x	x	x	x	G.992.5 Annex I downstream STM TPS-TC #1 NPar(3)s – Octet 4
		Net_max (maximum net data rate, bits 6 to 1)						

**Table 11.48.25.4 – Standard information field – G.992.5 Annex I downstream STM TPS-TC #1 NPar(3) coding – Octet 5**

8 7		Bits						
		6	5	4	3	2	1	
x	x	x	x	x	x	x	x	G.992.5 Annex I downstream STM TPS-TC #1 NPar(3)s – Octet 5
		Net_reserve (minimum reserved net data rate, bits 12 to 7)						

**Table 11.48.25.5 – Standard information field – G.992.5 Annex I downstream STM TPS-TC #1 NPar(3) coding – Octet 6**

8 7		Bits						
		6	5	4	3	2	1	
x	x	x	x	x	x	x	x	G.992.5 Annex I downstream STM TPS-TC #1 NPar(3)s – Octet 6
		Net_reserve (minimum reserved net data rate, bits 6 to 1)						

**Table 11.48.25.6 – Standard information field – G.992.5 Annex I downstream STM TPS-TC #1 NPar(3) coding – Octet 7**

8 7		Bits						
		6	5	4	3	2	1	
x	x	x	x	x	x	x	x	G.992.5 Annex I downstream STM TPS-TC #1 NPar(3)s – Octet 7
		Delay_max (maximum delay) (n milliseconds, n = 0 to 63)						

**Table 11.48.25.7 – Standard information field – G.992.5 Annex I downstream STM TPS-TC #1 NPar(3) coding – Octet 8**

8 7		Bits						
		6	5	4	3	2	1	
x	x					x	x	Error_max (maximum bit error ratio)
x	x			x	x			INP_min (minimum impulse noise protection) (bits 2 and 1)
x	x		x					Reserved for allocation by ITU-T
x	x	x						Reserved for allocation by ITU-T

**Table 11.48.25.8 – Standard information field – G.992.5 Annex I  
downstream STM TPS-TC #1 NPar(3) coding – Octet 9**

8 7		Bits					G.992.5 Annex I downstream STM TPS-TC #1 NPar(3)s – Octet 9	
8	7	6	5	4	3	2		1
x	x	x	x	x	x	x	x	INP_min (minimum impulse noise protection) (bits 8 to 3)

**Table 11.48.25.9 – Standard information field – G.992.5 Annex I  
downstream STM TPS-TC #1 NPar(3) coding – Octet 10**

8 7		Bits					G.992.5 Annex I downstream STM TPS-TC #1 NPar(3)s – Octet 10	
8	7	6	5	4	3	2		1
x	x	x	x	x	x	x	1	CIpolicy ZERO
x	x	x	x	x	x	1	x	CIpolicy ONE
x	x	x	x	x	1	x	x	Reserved for allocation by ITU-T
x	x	x	x	1	x	x	x	Reserved for allocation by ITU-T
x	x	x	1	x	x	x	x	Reserved for allocation by ITU-T
x	x	1	x	x	x	x	x	Reserved for allocation by ITU-T
x	x	0	0	0	0	0	0	No parameters in this octet

**Table 11.48.26 – Standard information field – G.992.5 Annex I  
upstream STM TPS-TC #1 NPar(3) coding – Octet 1**

8 7		Bits					G.992.5 Annex I upstream STM TPS-TC #1 NPar(3)s – Octet 1	
8	7	6	5	4	3	2		1
x	x	x	x	x	x	x	x	Net_min (minimum net data rate, bits 12 to 7)

**Table 11.48.26.1 – Standard information field – G.992.5 Annex I  
upstream STM TPS-TC #1 NPar(3) coding – Octet 2**

8 7		Bits					G.992.5 Annex I upstream STM TPS-TC #1 NPar(3)s – Octet 2	
8	7	6	5	4	3	2		1
x	x	x	x	x	x	x	x	Net_min (minimum net data rate, bits 6 to 1)

**Table 11.48.26.2 – Standard information field – G.992.5 Annex I  
upstream STM TPS-TC #1 NPar(3) coding – Octet 3**

8 7		Bits					G.992.5 Annex I upstream STM TPS-TC #1 NPar(3)s – Octet 3	
8	7	6	5	4	3	2		1
x	x	x	x	x	x	x	x	Net_max (maximum net data rate, bits 12 to 7)

**Table 11.48.26.3 – Standard information field – G.992.5 Annex I  
upstream STM TPS-TC #1 NPar(3) coding – Octet 4**

8 7		Bits					G.992.5 Annex I upstream STM TPS-TC #1 NPar(3)s – Octet 4	
8	7	6	5	4	3	2		1
x	x	x	x	x	x	x	x	Net_max (maximum net data rate, bits 6 to 1)

**Table 11.48.26.4 – Standard information field – G.992.5 Annex I  
upstream STM TPS-TC #1 NPar(3) coding – Octet 5**

		Bits						
8	7	6	5	4	3	2	1	
x	x	x	x	x	x	x	x	Net_reserve (minimum reserved net data rate, bits 12 to 7)

**Table 11.48.26.5 – Standard information field – G.992.5 Annex I  
upstream STM TPS-TC #1 NPar(3) coding – Octet 6**

		Bits						
8	7	6	5	4	3	2	1	
x	x	x	x	x	x	x	x	Net_reserve (minimum reserved net data rate, bits 6 to 1)

**Table 11.48.26.6 – Standard information field – G.992.5 Annex I  
upstream STM TPS-TC #1 NPar(3) coding – Octet 7**

		Bits						
8	7	6	5	4	3	2	1	
x	x	x	x	x	x	x	x	Delay_max (maximum delay) (n milliseconds, n = 0 to 63)

**Table 11.48.26.7 – Standard information field – G.992.5 Annex I  
upstream STM TPS-TC #1 NPar(3) coding – Octet 8**

		Bits						
8	7	6	5	4	3	2	1	
x	x					x	x	Error_max (maximum bit error ratio)
x	x			x	x			INP_min (minimum impulse noise protection) (bits 2 and 1)
x	x		x					Reserved for allocation by ITU-T
x	x	x						Reserved for allocation by ITU-T

**Table 11.48.26.8 – Standard information field – G.992.5 Annex I  
upstream STM TPS-TC #1 NPar(3) coding – Octet 9**

		Bits						
8	7	6	5	4	3	2	1	
x	x	x	x	x	x	x	x	INP_min (minimum impulse noise protection) (bits 8 to 3)



**Table 11.48.26.9 – Standard information field – G.992.5 Annex I  
upstream STM TPS-TC #1 NPar(3) coding – Octet 10**

		Bits						
8	7	6	5	4	3	2	1	
x	x	x	x	x	x	x	1	CIpolicy ZERO
x	x	x	x	x	x	1	x	CIpolicy ONE
x	x	x	x	x	1	x	x	Reserved for allocation by ITU-T
x	x	x	x	1	x	x	x	Reserved for allocation by ITU-T
x	x	x	1	x	x	x	x	Reserved for allocation by ITU-T
x	x	1	x	x	x	x	x	Reserved for allocation by ITU-T
x	x	0	0	0	0	0	0	No parameters in this octet

**Table 11.48.27 – Standard information field – G.992.5 Annex I  
downstream ATM TPS-TC #1 NPar(3) coding – Octet 1**

		Bits						
8	7	6	5	4	3	2	1	
x	x	x	x	x	x	x	x	Net_min (minimum net data rate, bits 12 to 7)

**Table 11.48.27.1 – Standard information field – G.992.5 Annex I  
downstream ATM TPS-TC #1 NPar(3) coding – Octet 2**

		Bits						
8	7	6	5	4	3	2	1	
x	x	x	x	x	x	x	x	Net_min (minimum net data rate, bits 6 to 1)

**Table 11.48.27.2 – Standard information field – G.992.5 Annex I  
downstream ATM TPS-TC #1 NPar(3) coding – Octet 3**

		Bits						
8	7	6	5	4	3	2	1	
x	x	x	x	x	x	x	x	Net_max (maximum net data rate, bits 12 to 7)

**Table 11.48.27.3 – Standard information field – G.992.5 Annex I  
downstream ATM TPS-TC #1 NPar(3) coding – Octet 4**

		Bits						
8	7	6	5	4	3	2	1	
x	x	x	x	x	x	x	x	Net_max (maximum net data rate, bits 6 to 1)

**Table 11.48.27.4 – Standard information field – G.992.5 Annex I  
downstream ATM TPS-TC #1 NPar(3) coding – Octet 5**

		Bits						
8	7	6	5	4	3	2	1	
x	x	x	x	x	x	x	x	Net_reserve (minimum reserved net data rate, bits 12 to 7)

**Table 11.48.27.5 – Standard information field – G.992.5 Annex I downstream ATM TPS-TC #1 NPar(3) coding – Octet 6**

		Bits						
8	7	6	5	4	3	2	1	
x	x	x	x	x	x	x	x	Net_reserve (minimum reserved net data rate, bits 6 to 1)

**Table 11.48.27.6 – Standard information field – G.992.5 Annex I downstream ATM TPS-TC #1 NPar(3) coding – Octet 7**

		Bits						
8	7	6	5	4	3	2	1	
x	x	x	x	x	x	x	x	Delay_max (maximum delay) (n milliseconds, n = 0 to 63)

**Table 11.48.27.7 – Standard information field – G.992.5 Annex I downstream ATM TPS-TC #1 NPar(3) coding – Octet 8**

		Bits						
8	7	6	5	4	3	2	1	
x	x					x	x	Error_max (maximum bit error ratio)
x	x			x	x			INP_min (minimum impulse noise protection) (bits 2 and 1)
x	x		x					Reserved for allocation by ITU-T
x	x	x						IMA_flag

**Table 11.48.27.8 – Standard information field – G.992.5 Annex I downstream ATM TPS-TC #1 NPar(3) coding – Octet 9**

		Bits						
8	7	6	5	4	3	2	1	
x	x	x	x	x	x	x	x	INP_min (minimum impulse noise protection) (bits 8 to 3)

**Table 11.48.27.9 – Standard information field – G.992.5 Annex I downstream ATM TPS-TC #1 NPar(3) coding – Octet 10**

		Bits						
8	7	6	5	4	3	2	1	
x	x	x	x	x	x	x	1	Cipolicy ZERO
x	x	x	x	x	x	1	x	Cipolicy ONE
x	x	x	x	x	1	x	x	Reserved for allocation by ITU-T
x	x	x	x	1	x	x	x	Reserved for allocation by ITU-T
x	x	x	1	x	x	x	x	Reserved for allocation by ITU-T
x	x	1	x	x	x	x	x	Reserved for allocation by ITU-T
x	x	0	0	0	0	0	0	No parameters in this octet

**Table 11.48.28 – Standard information field – G.992.5 Annex I upstream ATM TPS-TC #1 NPar(3) coding – Octet 1**

		Bits						
8	7	6	5	4	3	2	1	
x	x	x	x	x	x	x	x	Net_min (minimum net data rate, bits 12 to 7)

**Table 11.48.28.1 – Standard information field – G.992.5 Annex I  
upstream ATM TPS-TC #1 NPar(3) coding – Octet 2**

Bits								G.992.5 Annex I upstream ATM TPS-TC #1 NPar(3)s – Octet 2
8	7	6	5	4	3	2	1	
x	x	x	x	x	x	x	x	Net_min (minimum net data rate, bits 6 to 1)

**Table 11.48.28.2 – Standard information field – G.992.5 Annex I  
upstream ATM TPS-TC #1 NPar(3) coding – Octet 3**

Bits								G.992.5 Annex I upstream ATM TPS-TC #1 NPar(3)s – Octet 3
8	7	6	5	4	3	2	1	
x	x	x	x	x	x	x	x	Net_max (maximum net data rate, bits 12 to 7)

**Table 11.48.28.3 – Standard information field – G.992.5 Annex I  
upstream ATM TPS-TC #1 NPar(3) coding – Octet 4**

Bits								G.992.5 Annex I upstream ATM TPS-TC #1 NPar(3)s – Octet 4
8	7	6	5	4	3	2	1	
x	x	x	x	x	x	x	x	Net_max (maximum net data rate, bits 6 to 1)

**Table 11.48.28.4 – Standard information field – G.992.5 Annex I  
upstream ATM TPS-TC #1 NPar(3) coding – Octet 5**

Bits								G.992.5 Annex I upstream ATM TPS-TC #1 NPar(3)s – Octet 5
8	7	6	5	4	3	2	1	
x	x	x	x	x	x	x	x	Net_reserve (minimum reserved net data rate, bits 12 to 7)

**Table 11.48.28.5 – Standard information field – G.992.5 Annex I  
upstream ATM TPS-TC #1 NPar(3) coding – Octet 6**

Bits								G.992.5 Annex I upstream ATM TPS-TC #1 NPar(3)s – Octet 6
8	7	6	5	4	3	2	1	
x	x	x	x	x	x	x	x	Net_reserve (minimum reserved net data rate, bits 6 to 1)

**Table 11.48.28.6 – Standard information field – G.992.5 Annex I  
upstream ATM TPS-TC #1 NPar(3) coding – Octet 7**

Bits								G.992.5 Annex I upstream ATM TPS-TC #1 NPar(3)s – Octet 7
8	7	6	5	4	3	2	1	
x	x	x	x	x	x	x	x	Delay_max (maximum delay) (n milliseconds, n = 0 to 63)

**Table 11.48.28.7 – Standard information field – G.992.5 Annex I  
upstream ATM TPS-TC #1 NPar(3) coding – Octet 8**

Bits								G.992.5 Annex I upstream ATM TPS-TC #1 NPar(3)s – Octet 8
8	7	6	5	4	3	2	1	
x	x					x	x	Error_max (maximum bit error ratio)
x	x			x	x			INP_min (minimum impulse noise protection) (bits 2 and 1)
x	x		x					Reserved for allocation by ITU-T
x	x	x						IMA_flag

**Table 11.48.28.8 – Standard information field – G.992.5 Annex I  
upstream ATM TPS-TC #1 NPar(3) coding – Octet 9**

		Bits						
8	7	6	5	4	3	2	1	
x	x	x	x	x	x	x	x	INP_min (minimum impulse noise protection) (bits 8 to 3)

**Table 11.48.28.9 – Standard information field – G.992.5 Annex I  
upstream ATM TPS-TC #1 NPar(3) coding – Octet 10**

		Bits						
8	7	6	5	4	3	2	1	
x	x	x	x	x	x	x	1	CIpolicy ZERO
x	x	x	x	x	x	1	x	CIpolicy ONE
x	x	x	x	x	1	x	x	Reserved for allocation by ITU-T
x	x	x	x	1	x	x	x	Reserved for allocation by ITU-T
x	x	x	1	x	x	x	x	Reserved for allocation by ITU-T
x	x	1	x	x	x	x	x	Reserved for allocation by ITU-T
x	x	0	0	0	0	0	0	No parameters in this octet

**Table 11.48.29 – Standard information field – G.992.5 Annex I  
downstream PTM TPS-TC #1 NPar(3) coding – Octet 1**

		Bits						
8	7	6	5	4	3	2	1	
x	x	x	x	x	x	x	x	Net_min (minimum net data rate, bits 12 to 7)

**Table 11.48.29.1 – Standard information field – G.992.5 Annex I  
downstream PTM TPS-TC #1 NPar(3) coding – Octet 2**

		Bits						
8	7	6	5	4	3	2	1	
x	x	x	x	x	x	x	x	Net_min (minimum net data rate, bits 6 to 1)

**Table 11.48.29.2 – Standard information field – G.992.5 Annex I  
downstream PTM TPS-TC #1 NPar(3) coding – Octet 3**

		Bits						
8	7	6	5	4	3	2	1	
x	x	x	x	x	x	x	x	Net_max (maximum net data rate, bits 12 to 7)

**Table 11.48.29.3 – Standard information field – G.992.5 Annex I  
downstream PTM TPS-TC #1 NPar(3) coding – Octet 4**

		Bits						
8	7	6	5	4	3	2	1	
x	x	x	x	x	x	x	x	Net_max (maximum net data rate, bits 6 to 1)

**Table 11.48.29.4 – Standard information field – G.992.5 Annex I downstream PTM TPS-TC #1 NPar(3) coding – Octet 5**

8		7		Bits						
				6	5	4	3	2	1	
x	x	x	x	x	x	x	x	x	x	Net_reserve (minimum reserved net data rate, bits 12 to 7)

**Table 11.48.29.5 – Standard information field – G.992.5 Annex I downstream PTM TPS-TC #1 NPar(3) coding – Octet 6**

8		7		Bits						
				6	5	4	3	2	1	
x	x	x	x	x	x	x	x	x	x	Net_reserve (minimum reserved net data rate, bits 6 to 1)

**Table 11.48.29.6 – Standard information field – G.992.5 Annex I downstream PTM TPS-TC #1 NPar(3) coding – Octet 7**

8		7		Bits						
				6	5	4	3	2	1	
x	x	x	x	x	x	x	x	x	x	Delay_max (maximum delay) (n milliseconds, n = 0 to 63)

**Table 11.48.29.7 – Standard information field – G.992.5 Annex I downstream PTM TPS-TC #1 NPar(3) coding – Octet 8**

8		7		Bits						
				6	5	4	3	2	1	
x	x							x	x	Error_max (maximum bit error ratio)
x	x					x	x			INP_min (minimum impulse noise protection) (bits 2 and 1)
x	x			x						Reserved for allocation by ITU-T
x	x	x								Reserved for allocation by ITU-T

**Table 11.48.29.8 – Standard information field – G.992.5 Annex I downstream PTM TPS-TC #1 NPar(3) coding – Octet 9**

8		7		Bits						
				6	5	4	3	2	1	
x	x	x	x	x	x	x	x	x	x	INP_min (minimum impulse noise protection) (bits 8 to 3)

**Table 11.48.29.9 – Standard information field – G.992.5 Annex I  
downstream PTM TPS-TC #1 NPar(3) coding – Octet 10**

		Bits						
8	7	6	5	4	3	2	1	
x	x	x	x	x	x	x	1	HDLC encapsulation
x	x	x	x	x	x	1	x	Reserved by ITU-T
x	x	x	x	x	1	x	x	Reserved by ITU-T
x	x	x	x	1	x	x	x	64/65-octet encapsulation with short packets
x	x	x	1	x	x	x	x	64/65-octet encapsulation with pre-emption
x	x	1	x	x	x	x	x	64/65-octet encapsulation supported

**Table 11.48.29.10 – Standard information field – G.992.5 Annex I  
downstream PTM TPS-TC #1 NPar(3) coding – Octet 11**

		Bits						
8	7	6	5	4	3	2	1	
x	x	x	x	x	x	x	1	Cipolicy ZERO
x	x	x	x	x	x	1	x	Cipolicy ONE
x	x	x	x	x	1	x	x	Reserved for allocation by ITU-T
x	x	x	x	1	x	x	x	Reserved for allocation by ITU-T
x	x	x	1	x	x	x	x	Reserved for allocation by ITU-T
x	x	1	x	x	x	x	x	Reserved for allocation by ITU-T
x	x	0	0	0	0	0	0	No parameters in this octet

**Table 11.48.30 – Standard information field – G.992.5 Annex I  
upstream PTM TPS-TC #1 NPar(3) coding – Octet 1**

		Bits						
8	7	6	5	4	3	2	1	
x	x	x	x	x	x	x	x	Net_min (minimum net data rate, bits 12 to 7)

**Table 11.48.30.1 – Standard information field – G.992.5 Annex I  
upstream PTM TPS-TC #1 NPar(3) coding – Octet 2**

		Bits						
8	7	6	5	4	3	2	1	
x	x	x	x	x	x	x	x	Net_min (minimum net data rate, bits 6 to 1)

**Table 11.48.30.2 – Standard information field – G.992.5 Annex I  
upstream PTM TPS-TC #1 NPar(3) coding – Octet 3**

		Bits						
8	7	6	5	4	3	2	1	
x	x	x	x	x	x	x	x	Net_max (maximum net data rate, bits 12 to 7)

**Table 11.48.30.3 – Standard information field – G.992.5 Annex I upstream PTM TPS-TC #1 NPar(3) coding – Octet 4**

		Bits						
8	7	6	5	4	3	2	1	
x	x	x	x	x	x	x	x	Net_max (maximum net data rate, bits 6 to 1)

**Table 11.48.30.4 – Standard information field – G.992.5 Annex I upstream PTM TPS-TC #1 NPar(3) coding – Octet 5**

		Bits						
8	7	6	5	4	3	2	1	
x	x	x	x	x	x	x	x	Net_reserve (minimum reserved net data rate, bits 12 to 7)

**Table 11.48.30.5 – Standard information field – G.992.5 Annex I upstream PTM TPS-TC #1 NPar(3) coding – Octet 6**

		Bits						
8	7	6	5	4	3	2	1	
x	x	x	x	x	x	x	x	Net_reserve (minimum reserved net data rate, bits 6 to 1)

**Table 11.48.30.6 – Standard information field – G.992.5 Annex I upstream PTM TPS-TC #1 NPar(3) coding – Octet 7**

		Bits						
8	7	6	5	4	3	2	1	
x	x	x	x	x	x	x	x	Delay_max (maximum delay) (n milliseconds, n = 0 to 63)

**Table 11.48.30.7 – Standard information field – G.992.5 Annex I upstream PTM TPS-TC #1 NPar(3) coding – Octet 8**

		Bits						
8	7	6	5	4	3	2	1	
x	x					x	x	Error_max (maximum bit error ratio)
x	x			x	x			INP_min (minimum impulse noise protection) (bits 2 and 1)
x	x		x					Reserved for allocation by ITU-T
x	x	x						Reserved for allocation by ITU-T

**Table 11.48.30.8 – Standard information field – G.992.5 Annex I upstream PTM TPS-TC #1 NPar(3) coding – Octet 9**

		Bits						
8	7	6	5	4	3	2	1	
x	x	x	x	x	x	x	x	INP_min (minimum impulse noise protection) (bits 8 to 3)

**Table 11.48.30.9 – Standard information field – G.992.5 Annex I  
upstream PTM TPS-TC #1 NPar(3) coding – Octet 10**

		Bits						
8	7	6	5	4	3	2	1	
x	x	x	x	x	x	x	1	HDLC encapsulation
x	x	x	x	x	x	1	x	Reserved by ITU-T
x	x	x	x	x	1	x	x	Reserved by ITU-T
x	x	x	x	1	x	x	x	64/65-octet encapsulation with short packets
x	x	x	1	x	x	x	x	64/65-octet encapsulation with pre-emption
x	x	1	x	x	x	x	x	64/65-octet encapsulation supported

**Table 11.48.30.10 – Standard information field – G.992.5 Annex I  
upstream PTM TPS-TC #1 NPar(3) coding – Octet 11**

		Bits						
8	7	6	5	4	3	2	1	
x	x	x	x	x	x	x	1	Cipolicy ZERO
x	x	x	x	x	x	1	x	Cipolicy ONE
x	x	x	x	x	1	x	x	Reserved for allocation by ITU-T
x	x	x	x	1	x	x	x	Reserved for allocation by ITU-T
x	x	x	1	x	x	x	x	Reserved for allocation by ITU-T
x	x	1	x	x	x	x	x	Reserved for allocation by ITU-T
x	x	0	0	0	0	0	0	No parameters in this octet

**Table 11.48.31 – Standard information field – G.992.5 Annex I  
downstream PMS-TC latency path #1 NPar(3) coding – Octet 1**

		Bits						
8	7	6	5	4	3	2	1	
x	x	x	x	x	x	x	x	Net_max (maximum net data rate, bits 12 to 7)

**Table 11.48.31.1 – Standard information field – G.992.5 Annex I  
downstream PMS-TC latency path #1 NPar(3) coding – Octet 2**

		Bits						
8	7	6	5	4	3	2	1	
x	x	x	x	x	x	x	x	Net_max (maximum net data rate, bits 6 to 1)

**Table 11.48.31.2 – Standard information field – G.992.5 Annex I  
downstream PMS-TC latency path #1 NPar(3) coding – Octet 3**

		Bits						
8	7	6	5	4	3	2	1	
x	x			x	x	x	x	$R_{1\max}$ value ( $2 * n$ , $n = 0$ to $15$ )
x	x	x	x					Reserved for allocation by ITU-T



**Table 11.48.31.3 – Standard information field – G.992.5 Annex I downstream PMS-TC latency path #1 NPar(3) coding – Octet 4**

		Bits						
8	7	6	5	4	3	2	1	
x	x				x	x	x	$D_{1\max}$ value ( $2^n$ , $n = 0$ to $7$ )
x	x	x	x	x				Reserved for allocation by ITU-T

**Table 11.48.32 – Standard information field – G.992.5 Annex I upstream PMS-TC latency path #1 NPar(3) coding – Octet 1**

		Bits						
8	7	6	5	4	3	2	1	
x	x	x	x	x	x	x	x	$Net_{\max}$ (maximum net data rate, bits 12 to 7)

**Table 11.48.32.1 – Standard information field – G.992.5 Annex I upstream PMS-TC latency path #1 NPar(3) coding – Octet 2**

		Bits						
8	7	6	5	4	3	2	1	
x	x	x	x	x	x	x	x	$Net_{\max}$ (maximum net data rate, bits 6 to 1)

**Table 11.48.32.2 – Standard information field – G.992.5 Annex I upstream PMS-TC latency path #1 NPar(3) coding – Octet 3**

		Bits						
8	7	6	5	4	3	2	1	
x	x			x	x	x	x	$R_{1\max}$ value ( $2 * n$ , $n = 0$ to $15$ )
x	x	x	x					Reserved for allocation by ITU-T

**Table 11.48.32.3 – Standard information field – G.992.5 Annex I upstream PMS-TC latency path #1 NPar(3) coding – Octet 4**

		Bits						
8	7	6	5	4	3	2	1	
x	x				x	x	x	$D_{1\max}$ value ( $2^n$ , $n = 0$ to $7$ )
x	x	x	x	x				Reserved for allocation by ITU-T

**Table 11.48.37 – Standard information field – G.992.5 Annex I downstream STM TPS-TC #2 NPar(3) coding – Octet 1**

		Bits						
8	7	6	5	4	3	2	1	
x	x	x	x	x	x	x	x	$Net_{\min}$ (minimum net data rate, bits 12 to 7)

**Table 11.48.37.1 – Standard information field – G.992.5 Annex I downstream STM TPS-TC #2 NPar(3) coding – Octet 2**

		Bits						
8	7	6	5	4	3	2	1	
x	x	x	x	x	x	x	x	$Net_{\min}$ (minimum net data rate, bits 6 to 1)

**Table 11.48.37.2 – Standard information field – G.992.5 Annex I downstream STM TPS-TC #2 NPar(3) coding – Octet 3**

8		7		Bits						
				6	5	4	3	2	1	
x	x	x	x	x	x	x	x	x	x	Net_max (maximum net data rate, bits 12 to 7)

**Table 11.48.37.3 – Standard information field – G.992.5 Annex I downstream STM TPS-TC #2 NPar(3) coding – Octet 4**

8		7		Bits						
				6	5	4	3	2	1	
x	x	x	x	x	x	x	x	x	x	Net_max (maximum net data rate, bits 6 to 1)

**Table 11.48.37.4 – Standard information field – G.992.5 Annex I downstream STM TPS-TC #2 NPar(3) coding – Octet 5**

8		7		Bits						
				6	5	4	3	2	1	
x	x	x	x	x	x	x	x	x	x	Net_reserve (minimum reserved net data rate, bits 12 to 7)

**Table 11.48.37.5 – Standard information field – G.992.5 Annex I downstream STM TPS-TC #2 NPar(3) coding – Octet 6**

8		7		Bits						
				6	5	4	3	2	1	
x	x	x	x	x	x	x	x	x	x	Net_reserve (minimum reserved net data rate, bits 6 to 1)

**Table 11.48.37.6 – Standard information field – G.992.5 Annex I downstream STM TPS-TC #2 NPar(3) coding – Octet 7**

8		7		Bits						
				6	5	4	3	2	1	
x	x	x	x	x	x	x	x	x	x	Delay_max (maximum delay) (n milliseconds, n = 0 to 63)

**Table 11.48.37.7 – Standard information field – G.992.5 Annex I downstream STM TPS-TC #2 NPar(3) coding – Octet 8**

8		7		Bits						
				6	5	4	3	2	1	
x	x							x	x	Error_max (maximum bit error ratio)
x	x					x	x			INP_min (minimum impulse noise protection) (bits 2 and 1)
x	x				x					Reserved for allocation by ITU-T
x	x			x						Reserved for allocation by ITU-T

**Table 11.48.37.8 – Standard information field – G.992.5 Annex I downstream STM TPS-TC #2 NPar(3) coding – Octet 9**

8		7		Bits						
				6	5	4	3	2	1	
x	x	x	x	x	x	x	x	x	x	INP_min (minimum impulse noise protection) (bits 8 to 3)

**Table 11.48.37.9 – Standard information field – G.992.5 Annex I  
downstream STM TPS-TC #2 NPar(3) coding – Octet 10**

		Bits						
8	7	6	5	4	3	2	1	
x	x	x	x	x	x	x	1	CIpolicy ZERO
x	x	x	x	x	x	1	x	CIpolicy ONE
x	x	x	x	x	1	x	x	Reserved for allocation by ITU-T
x	x	x	x	1	x	x	x	Reserved for allocation by ITU-T
x	x	x	1	x	x	x	x	Reserved for allocation by ITU-T
x	x	1	x	x	x	x	x	Reserved for allocation by ITU-T
x	x	0	0	0	0	0	0	No parameters in this octet

**Table 11.48.38 – Standard information field – G.992.5 Annex I  
upstream STM TPS-TC #2 NPar(3) coding – Octet 1**

		Bits						
8	7	6	5	4	3	2	1	
x	x	x	x	x	x	x	x	Net_min (minimum net data rate, bits 12 to 7)

**Table 11.48.38.1 – Standard information field – G.992.5 Annex I  
upstream STM TPS-TC #2 NPar(3) coding – Octet 2**

		Bits						
8	7	6	5	4	3	2	1	
x	x	x	x	x	x	x	x	Net_min (minimum net data rate, bits 6 to 1)

**Table 11.48.38.2 – Standard information field – G.992.5 Annex I  
upstream STM TPS-TC #2 NPar(3) coding – Octet 3**

		Bits						
8	7	6	5	4	3	2	1	
x	x	x	x	x	x	x	x	Net_max (maximum net data rate, bits 12 to 7)

**Table 11.48.38.3 – Standard information field – G.992.5 Annex I  
upstream STM TPS-TC #2 NPar(3) coding – Octet 4**

		Bits						
8	7	6	5	4	3	2	1	
x	x	x	x	x	x	x	x	Net_max (maximum net data rate, bits 6 to 1)

**Table 11.48.38.4 – Standard information field – G.992.5 Annex I  
upstream STM TPS-TC #2 NPar(3) coding – Octet 5**

		Bits						
8	7	6	5	4	3	2	1	
x	x	x	x	x	x	x	x	Net_reserve (minimum reserved net data rate, bits 12 to 7)

**Table 11.48.38.5 – Standard information field – G.992.5 Annex I  
upstream STM TPS-TC #2 NPar(3) coding – Octet 6**

		Bits						
8	7	6	5	4	3	2	1	
x	x	x	x	x	x	x	x	Net_reserve (minimum reserved net data rate, bits 6 to 1)

**Table 11.48.38.6 – Standard information field – G.992.5 Annex I  
upstream STM TPS-TC #2 NPar(3) coding – Octet 7**

		Bits						
8	7	6	5	4	3	2	1	
x	x	x	x	x	x	x	x	Delay_max (maximum delay) (n milliseconds, n = 0 to 63)

**Table 11.48.38.7 – Standard information field – G.992.5 Annex I  
upstream STM TPS-TC #2 NPar(3) coding – Octet 8**

		Bits						
8	7	6	5	4	3	2	1	
x	x					x	x	Error_max (maximum bit error ratio)
x	x			x	x			INP_min (minimum impulse noise protection) (bits 2 and 1)
x	x		x					Reserved for allocation by ITU-T
x	x	x						Reserved for allocation by ITU-T

**Table 11.48.38.8 – Standard information field – G.992.5 Annex I  
upstream STM TPS-TC #2 NPar(3) coding – Octet 9**

		Bits						
8	7	6	5	4	3	2	1	
x	x	x	x	x	x	x	x	INP_min (minimum impulse noise protection) (bits 8 to 3)

**Table 11.48.38.9 – Standard information field – G.992.5 Annex I  
upstream STM TPS-TC #2 NPar(3) coding – Octet 10**

		Bits						
8	7	6	5	4	3	2	1	
x	x	x	x	x	x	x	1	Cpolicy ZERO
x	x	x	x	x	x	1	x	Cpolicy ONE
x	x	x	x	x	1	x	x	Reserved for allocation by ITU-T
x	x	x	x	1	x	x	x	Reserved for allocation by ITU-T
x	x	x	1	x	x	x	x	Reserved for allocation by ITU-T
x	x	1	x	x	x	x	x	Reserved for allocation by ITU-T
x	x	0	0	0	0	0	0	No parameters in this octet

**Table 11.48.39 – Standard information field – G.992.5 Annex I  
downstream ATM TPS-TC #2 NPar(3) coding – Octet 1**

		Bits						
8	7	6	5	4	3	2	1	
x	x	x	x	x	x	x	x	Net_min (minimum net data rate, bits 12 to 7)

**Table 11.48.39.1 – Standard information field – G.992.5 Annex I downstream ATM TPS-TC #2 NPar(3) coding – Octet 2**

8 7		Bits						
		6	5	4	3	2	1	
x	x	x	x	x	x	x	x	Net_min (minimum net data rate, bits 6 to 1)

**Table 11.48.39.2 – Standard information field – G.992.5 Annex I downstream ATM TPS-TC #2 NPar(3) coding – Octet 3**

8 7		Bits						
		6	5	4	3	2	1	
x	x	x	x	x	x	x	x	Net_max (maximum net data rate, bits 12 to 7)

**Table 11.48.39.3 – Standard information field – G.992.5 Annex I downstream ATM TPS-TC #2 NPar(3) coding – Octet 4**

8 7		Bits						
		6	5	4	3	2	1	
x	x	x	x	x	x	x	x	Net_max (maximum net data rate, bits 6 to 1)

**Table 11.48.39.4 – Standard information field – G.992.5 Annex I downstream ATM TPS-TC #2 NPar(3) coding – Octet 5**

8 7		Bits						
		6	5	4	3	2	1	
x	x	x	x	x	x	x	x	Net_reserve (minimum reserved net data rate, bits 12 to 7)

**Table 11.48.39.5 – Standard information field – G.992.5 Annex I downstream ATM TPS-TC #2 NPar(3) coding – Octet 6**

8 7		Bits						
		6	5	4	3	2	1	
x	x	x	x	x	x	x	x	Net_reserve (minimum reserved net data rate, bits 6 to 1)

**Table 11.48.39.6 – Standard information field – G.992.5 Annex I downstream ATM TPS-TC #2 NPar(3) coding – Octet 7**

8 7		Bits						
		6	5	4	3	2	1	
x	x	x	x	x	x	x	x	Delay_max (maximum delay) (n milliseconds, n = 0 to 63)

**Table 11.48.39.7 – Standard information field – G.992.5 Annex I downstream ATM TPS-TC #2 NPar(3) coding – Octet 8**

8 7		Bits						
		6	5	4	3	2	1	
x	x					x	x	Error_max (maximum bit error ratio)
x	x			x	x			INP_min (minimum impulse noise protection) (bits 2 and 1)
x	x		x					Reserved for allocation by ITU-T
x	x	x						IMA_flag

**Table 11.48.39.8 – Standard information field – G.992.3 Annex I  
downstream ATM TPS-TC #2 NPar(3) coding – Octet 9**

8 7		Bits						
		6	5	4	3	2	1	
x	x	x	x	x	x	x	x	G.992.3 Annex I downstream ATM TPS-TC #2 NPar(3)s – Octet 9
x	x	x	x	x	x	x	x	INP_min (minimum impulse noise protection) (bits 8 to 3)

**Table 11.48.39.9 – Standard information field – G.992.5 Annex I  
downstream ATM TPS-TC #2 NPar(3) coding – Octet 10**

8 7		Bits						
		6	5	4	3	2	1	
x	x	x	x	x	x	x	1	CIpolicy ZERO
x	x	x	x	x	x	1	x	CIpolicy ONE
x	x	x	x	x	1	x	x	Reserved for allocation by ITU-T
x	x	x	x	1	x	x	x	Reserved for allocation by ITU-T
x	x	x	1	x	x	x	x	Reserved for allocation by ITU-T
x	x	1	x	x	x	x	x	Reserved for allocation by ITU-T
x	x	0	0	0	0	0	0	No parameters in this octet

**Table 11.48.40 – Standard information field – G.992.5 Annex I  
upstream ATM TPS-TC #2 NPar(3) coding – Octet 1**

8 7		Bits						
		6	5	4	3	2	1	
x	x	x	x	x	x	x	x	G.992.5 Annex I upstream ATM TPS-TC #2 NPar(3)s – Octet 1
x	x	x	x	x	x	x	x	Net_min (minimum net data rate, bits 12 to 7)

**Table 11.48.40.1 – Standard information field – G.992.5 Annex I  
upstream ATM TPS-TC #2 NPar(3) coding – Octet 2**

8 7		Bits						
		6	5	4	3	2	1	
x	x	x	x	x	x	x	x	G.992.5 Annex I upstream ATM TPS-TC #2 NPar(3)s – Octet 2
x	x	x	x	x	x	x	x	Net_min (minimum net data rate, bits 6 to 1)

**Table 11.48.40.2 – Standard information field – G.992.5 Annex I  
upstream ATM TPS-TC #2 NPar(3) coding – Octet 3**

8 7		Bits						
		6	5	4	3	2	1	
x	x	x	x	x	x	x	x	G.992.5 Annex I upstream ATM TPS-TC #2 NPar(3)s – Octet 3
x	x	x	x	x	x	x	x	Net_max (maximum net data rate, bits 12 to 7)

**Table 11.48.40.3 – Standard information field – G.992.5 Annex I  
upstream ATM TPS-TC #2 NPar(3) coding – Octet 4**

8 7		Bits						
		6	5	4	3	2	1	
x	x	x	x	x	x	x	x	G.992.5 Annex I upstream ATM TPS-TC #2 NPar(3)s – Octet 4
x	x	x	x	x	x	x	x	Net_max (maximum net data rate, bits 6 to 1)

**Table 11.48.40.4 – Standard information field – G.992.5 Annex I upstream ATM TPS-TC #2 NPar(3) coding – Octet 5**

		Bits						
8	7	6	5	4	3	2	1	
x	x	x	x	x	x	x	x	Net_reserve (minimum reserved net data rate, bits 12 to 7)

**Table 11.48.40.5 – Standard information field – G.992.5 Annex I upstream ATM TPS-TC #2 NPar(3) coding – Octet 6**

		Bits						
8	7	6	5	4	3	2	1	
x	x	x	x	x	x	x	x	Net_reserve (minimum reserved net data rate, bits 6 to 1)

**Table 11.48.40.6 – Standard information field – G.992.5 Annex I upstream ATM TPS-TC #2 NPar(3) coding – Octet 7**

		Bits						
8	7	6	5	4	3	2	1	
x	x	x	x	x	x	x	x	Delay_max (maximum delay) (n milliseconds, n = 0 to 63)

**Table 11.48.40.7 – Standard information field – G.992.5 Annex I upstream ATM TPS-TC #2 NPar(3) coding – Octet 8**

		Bits						
8	7	6	5	4	3	2	1	
x	x					x	x	Error_max (maximum bit error ratio)
x	x			x	x			INP_min (minimum impulse noise protection) (bits 2 and 1)
x	x		x					Reserved for allocation by ITU-T
x	x	x						IMA_flag

**Table 11.48.40.8 – Standard information field – G.992.5 Annex I upstream ATM TPS-TC #2 NPar(3) coding – Octet 9**

		Bits						
8	7	6	5	4	3	2	1	
x	x	x	x	x	x	x	x	INP_min (minimum impulse noise protection) (bits 8 to 3)

**Table 11.48.40.9 – Standard information field – G.992.5 Annex I upstream ATM TPS-TC #2 NPar(3) coding – Octet 10**

		Bits						
8	7	6	5	4	3	2	1	
x	x	x	x	x	x	x	1	CIpolicy ZERO
x	x	x	x	x	x	1	x	CIpolicy ONE
x	x	x	x	x	1	x	x	Reserved for allocation by ITU-T
x	x	x	x	1	x	x	x	Reserved for allocation by ITU-T
x	x	x	1	x	x	x	x	Reserved for allocation by ITU-T
x	x	1	x	x	x	x	x	Reserved for allocation by ITU-T
x	x	0	0	0	0	0	0	No parameters in this octet

**Table 11.48.41 – Standard information field – G.992.5 Annex I  
downstream PTM TPS-TC #2 NPar(3) coding – Octet 1**

8		7		Bits							
				6	5	4	3	2	1		
x	x	x	x	x	x	x	x	x	x	G.992.5 Annex I downstream PTM TPS-TC #2 NPar(3)s – Octet 1	
Net_min (minimum net data rate, bits 12 to 7)											

**Table 11.48.41.1 – Standard information field – G.992.5 Annex I  
downstream PTM TPS-TC #2 NPar(3) coding – Octet 2**

8		7		Bits							
				6	5	4	3	2	1		
x	x	x	x	x	x	x	x	x	x	G.992.5 Annex I downstream PTM TPS-TC #2 NPar(3)s – Octet 2	
Net_min (minimum net data rate, bits 6 to 1)											

**Table 11.48.41.2 – Standard information field – G.992.5 Annex I  
downstream PTM TPS-TC #2 NPar(3) coding – Octet 3**

8		7		Bits							
				6	5	4	3	2	1		
x	x	x	x	x	x	x	x	x	x	G.992.5 Annex I downstream PTM TPS-TC #2 NPar(3)s – Octet 3	
Net_max (maximum net data rate, bits 12 to 7)											

**Table 11.48.41.3 – Standard information field – G.992.5 Annex I  
downstream PTM TPS-TC #2 NPar(3) coding – Octet 4**

8		7		Bits							
				6	5	4	3	2	1		
x	x	x	x	x	x	x	x	x	x	G.992.5 Annex I downstream PTM TPS-TC #2 NPar(3)s – Octet 4	
Net_max (maximum net data rate, bits 6 to 1)											

**Table 11.48.41.4 – Standard information field – G.992.5 Annex I  
downstream PTM TPS-TC #2 NPar(3) coding – Octet 5**

8		7		Bits							
				6	5	4	3	2	1		
x	x	x	x	x	x	x	x	x	x	G.992.5 Annex I downstream PTM TPS-TC #2 NPar(3)s – Octet 5	
Net_reserve (minimum reserved net data rate, bits 12 to 7)											

**Table 11.48.41.5 – Standard information field – G.992.5 Annex I  
downstream PTM TPS-TC #2 NPar(3) coding – Octet 6**

8		7		Bits							
				6	5	4	3	2	1		
x	x	x	x	x	x	x	x	x	x	G.992.5 Annex I downstream PTM TPS-TC #2 NPar(3)s – Octet 6	
Net_reserve (minimum reserved net data rate, bits 6 to 1)											

**Table 11.48.41.6 – Standard information field – G.992.5 Annex I  
downstream PTM TPS-TC #2 NPar(3) coding – Octet 7**

8		7		Bits							
				6	5	4	3	2	1		
x	x	x	x	x	x	x	x	x	x	G.992.5 Annex I downstream PTM TPS-TC #2 NPar(3)s – Octet 7	
Delay_max (maximum delay) (n milliseconds, n = 0 to 63)											



**Table 11.48.41.7 – Standard information field – G.992.5 Annex I  
downstream PTM TPS-TC #2 NPar(3) coding – Octet 8**

		Bits						
8	7	6	5	4	3	2	1	
								<b>G.992.5 Annex I downstream PTM TPS-TC #2 NPar(3)s – Octet 8</b>
x	x					x	x	Error_max (maximum bit error ratio)
x	x			x	x			INP_min (minimum impulse noise protection) (bits 2 and 1)
x	x		x					Reserved for allocation by ITU-T
x	x	x						Reserved for allocation by ITU-T

**Table 11.48.41.8 – Standard information field – G.992.5 Annex I  
downstream PTM TPS-TC #2 NPar(3) coding – Octet 9**

		Bits						
8	7	6	5	4	3	2	1	
								<b>G.992.5 Annex I downstream PTM TPS-TC #2 NPar(3)s – Octet 9</b>
x	x	x	x	x	x	x	x	INP_min (minimum impulse noise protection) (bits 8 to 3)

**Table 11.48.41.9 – Standard information field – G.992.5 Annex I  
downstream PTM TPS-TC #2 NPar(3) coding – Octet 10**

		Bits						
8	7	6	5	4	3	2	1	
								<b>G.992.5 Annex I downstream PTM TPS-TC #2 NPar(3)s – Octet 10</b>
x	x	x	x	x	x	x	1	HDLC encapsulation
x	x	x	x	x	x	1	x	Reserved by ITU-T
x	x	x	x	x	1	x	x	Reserved by ITU-T
x	x	x	x	1	x	x	x	64/65-octet encapsulation with short packets
x	x	x	1	x	x	x	x	64/65-octet encapsulation with pre-emption
x	x	1	x	x	x	x	x	64/65-octet encapsulation supported

**Table 11.48.41.10 – Standard information field – G.992.5 Annex I  
downstream PTM TPS-TC #2 NPar(3) coding – Octet 11**

		Bits						
8	7	6	5	4	3	2	1	
								<b>G.992.5 Annex I downstream PTM TPS-TC #2 NPar(3)s – Octet 11</b>
x	x	x	x	x	x	x	1	CIpolicy ZERO
x	x	x	x	x	x	1	x	CIpolicy ONE
x	x	x	x	x	1	x	x	Reserved for allocation by ITU-T
x	x	x	x	1	x	x	x	Reserved for allocation by ITU-T
x	x	x	1	x	x	x	x	Reserved for allocation by ITU-T
x	x	1	x	x	x	x	x	Reserved for allocation by ITU-T
x	x	0	0	0	0	0	0	No parameters in this octet

**Table 11.48.42 – Standard information field – G.992.5 Annex I  
upstream PTM TPS-TC #2 NPar(3) coding – Octet 1**

		Bits						
8	7	6	5	4	3	2	1	
								<b>G.992.5 Annex I upstream PTM TPS-TC #2 NPar(3)s – Octet 1</b>
x	x	x	x	x	x	x	x	Net_min (minimum net data rate, bits 12 to 7)

**Table 11.48.42.1 – Standard information field – G.992.5 Annex I  
upstream PTM TPS-TC #2 NPar(3) coding – Octet 2**

8		7		6		5		4		3		2		1	
x	x	x	x	x	x	x	x	x	x	x	x	x	x	x	x

G.992.5 Annex I upstream PTM TPS-TC #2 NPar(3)s – Octet 2  
Net\_min (minimum net data rate, bits 6 to 1)

**Table 11.48.42.2 – Standard information field – G.992.5 Annex I  
upstream PTM TPS-TC #2 NPar(3) coding – Octet 3**

8		7		6		5		4		3		2		1	
x	x	x	x	x	x	x	x	x	x	x	x	x	x	x	x

G.992.5 Annex I upstream PTM TPS-TC #2 NPar(3)s – Octet 3  
Net\_max (maximum net data rate, bits 12 to 7)

**Table 11.48.42.3 – Standard information field – G.992.5 Annex I  
upstream PTM TPS-TC #2 NPar(3) coding – Octet 4**

8		7		6		5		4		3		2		1	
x	x	x	x	x	x	x	x	x	x	x	x	x	x	x	x

G.992.5 Annex I upstream PTM TPS-TC #2 NPar(3)s – Octet 4  
Net\_max (maximum net data rate, bits 6 to 1)

**Table 11.48.42.4 – Standard information field – G.992.5 Annex I  
upstream PTM TPS-TC #2 NPar(3) coding – Octet 5**

8		7		6		5		4		3		2		1	
x	x	x	x	x	x	x	x	x	x	x	x	x	x	x	x

G.992.5 Annex I upstream PTM TPS-TC #2 NPar(3)s – Octet 5  
Net\_reserve (minimum reserved net data rate, bits 12 to 7)

**Table 11.48.42.5 – Standard information field – G.992.5 Annex I  
upstream PTM TPS-TC #2 NPar(3) coding – Octet 6**

8		7		6		5		4		3		2		1	
x	x	x	x	x	x	x	x	x	x	x	x	x	x	x	x

G.992.5 Annex I upstream PTM TPS-TC #2 NPar(3)s – Octet 6  
Net\_reserve (minimum reserved net data rate, bits 6 to 1)

**Table 11.48.42.6 – Standard information field – G.992.5 Annex I  
upstream PTM TPS-TC #2 NPar(3) coding – Octet 7**

8		7		6		5		4		3		2		1	
x	x	x	x	x	x	x	x	x	x	x	x	x	x	x	x

G.992.5 Annex I upstream PTM TPS-TC #2 NPar(3)s – Octet 7  
Delay\_max (maximum delay) (n milliseconds, n = 0 to 63)

**Table 11.48.42.7 – Standard information field – G.992.5 Annex I  
upstream PTM TPS-TC #2 NPar(3) coding – Octet 8**

8		7		6		5		4		3		2		1	
x	x											x	x		
x	x							x	x						
x	x					x									
x	x	x													

G.992.5 Annex I upstream PTM TPS-TC #2 NPar(3)s – Octet 8  
Error\_max (maximum bit error ratio)  
INP\_min (minimum impulse noise protection) (bits 2 and 1)  
Reserved for allocation by ITU-T  
Reserved for allocation by ITU-T

**Table 11.48.42.8 – Standard information field – G.992.5 Annex I  
upstream PTM TPS-TC #2 NPar(3) coding – Octet 9**

		Bits						
8	7	6	5	4	3	2	1	
x	x	x	x	x	x	x	x	G.992.5 Annex I upstream PTM TPS-TC #2 NPar(3)s – Octet 9
x	x	x	x	x	x	x	x	INP_min (minimum impulse noise protection) (bits 8 to 3)

**Table 11.48.42.9 – Standard information field – G.992.5 Annex I  
upstream PTM TPS-TC #2 NPar(3) coding – Octet 10**

		Bits						
8	7	6	5	4	3	2	1	
x	x	x	x	x	x	x	1	G.992.5 Annex I upstream PTM TPS-TC #2 NPar(3)s – Octet 10
x	x	x	x	x	x	1	x	HDLC encapsulation
x	x	x	x	x	1	x	x	Reserved by ITU-T
x	x	x	x	1	x	x	x	Reserved by ITU-T
x	x	x	x	1	x	x	x	64/65-octet encapsulation with short packets
x	x	x	1	x	x	x	x	64/65-octet encapsulation with pre-emption
x	x	1	x	x	x	x	x	64/65-octet encapsulation supported

**Table 11.48.42.10 – Standard information field – G.992.5 Annex I  
upstream PTM TPS-TC #2 NPar(3) coding – Octet 11**

		Bits						
8	7	6	5	4	3	2	1	
x	x	x	x	x	x	x	1	G.992.5 Annex I upstream PTM TPS-TC #2 NPar(3)s – Octet 11
x	x	x	x	x	x	1	x	CIpolicy ZERO
x	x	x	x	x	1	x	x	CIpolicy ONE
x	x	x	x	1	x	x	x	Reserved for allocation by ITU-T
x	x	x	1	x	x	x	x	Reserved for allocation by ITU-T
x	x	x	1	x	x	x	x	Reserved for allocation by ITU-T
x	x	1	x	x	x	x	x	Reserved for allocation by ITU-T
x	x	0	0	0	0	0	0	No parameters in this octet

**Table 11.48.43 – Standard information field – G.992.5 Annex I  
downstream PMS-TC latency path #2 NPar(3) coding – Octet 1**

		Bits						
8	7	6	5	4	3	2	1	
x	x	x	x	x	x	x	x	G.992.5 Annex I downstream PMS-TC latency path #2 NPar(3)s – Octet 1
x	x	x	x	x	x	x	x	Net_max (maximum net data rate, bits 12 to 7)

**Table 11.48.43.1 – Standard information field – G.992.5 Annex I  
downstream PMS-TC latency path #2 NPar(3) coding – Octet 2**

		Bits						
8	7	6	5	4	3	2	1	
x	x	x	x	x	x	x	x	G.992.5 Annex I downstream PMS-TC latency path #2 NPar(3)s – Octet 2
x	x	x	x	x	x	x	x	Net_max (maximum net data rate, bits 6 to 1)

**Table 11.48.43.2 – Standard information field – G.992.5 Annex I downstream PMS-TC latency path #2 NPar(3) coding – Octet 3**

		Bits						
8	7	6	5	4	3	2	1	
x	x			x	x	x	x	<b>G.992.5 Annex I downstream PMS-TC latency path #2 NPar(3)s – Octet 3</b>
x	x	x	x					$R_{2\_max}$ value ( $2 * n$ , $n = 0$ to $15$ )
								Reserved for allocation by ITU-T

**Table 11.48.43.3 – Standard information field – G.992.5 Annex I downstream PMS-TC latency path #2 NPar(3) coding – Octet 4**

		Bits						
8	7	6	5	4	3	2	1	
x	x				x	x	x	<b>G.992.5 Annex I downstream PMS-TC latency path #2 NPar(3)s – Octet 4</b>
x	x	x	x	x				$D_{2\_max}$ value ( $2^n$ , $n = 0$ to $7$ )
								Reserved for allocation by ITU-T

**Table 11.48.44 – Standard information field – G.992.5 Annex I upstream PMS-TC latency path #2 NPar(3) coding – Octet 1**

		Bits						
8	7	6	5	4	3	2	1	
x	x	x	x	x	x	x	x	<b>G.992.5 Annex I upstream PMS-TC latency path #2 NPar(3)s – Octet 1</b>
								$Net\_max$ (maximum net data rate, bits 12 to 7)

**Table 11.48.44.1 – Standard information field – G.992.5 Annex I upstream PMS-TC latency path #2 NPar(3) coding – Octet 2**

		Bits						
8	7	6	5	4	3	2	1	
x	x	x	x	x	x	x	x	<b>G.992.5 Annex I upstream PMS-TC latency path #2 NPar(3)s – Octet 2</b>
								$Net\_max$ (maximum net data rate, bits 6 to 1)

**Table 11.48.44.2 – Standard information field – G.992.5 Annex I upstream PMS-TC latency path #2 NPar(3) coding – Octet 3**

		Bits						
8	7	6	5	4	3	2	1	
x	x			x	x	x	x	<b>G.992.5 Annex I upstream PMS-TC latency path #2 NPar(3)s – Octet 3</b>
x	x	x	x					$R_{2\_max}$ value ( $2 * n$ , $n = 0$ to $15$ )
								Reserved for allocation by ITU-T

**Table 11.48.44.3 – Standard information field – G.992.5 Annex I upstream PMS-TC latency path #2 NPar(3) coding – Octet 4**

		Bits						
8	7	6	5	4	3	2	1	
x	x				x	x	x	<b>G.992.5 Annex I upstream PMS-TC latency path #2 NPar(3)s – Octet 4</b>
x	x	x	x	x				$D_{2\_max}$ value ( $2^n$ , $n = 0$ to $7$ )
								Reserved for allocation by ITU-T

**Table 11.48.49 – Standard information field – G.992.5 Annex I  
downstream STM TPS-TC #3 NPar(3) coding – Octet 1**

Bits								G.992.5 Annex I downstream STM TPS-TC #3 NPar(3)s – Octet 1
8	7	6	5	4	3	2	1	
x	x	x	x	x	x	x	x	Net_min (minimum net data rate, bits 12 to 7)

**Table 11.48.49.1 – Standard information field – G.992.5 Annex I  
downstream STM TPS-TC #3 NPar(3) coding – Octet 2**

Bits								G.992.5 Annex I downstream STM TPS-TC #3 NPar(3)s – Octet 2
8	7	6	5	4	3	2	1	
x	x	x	x	x	x	x	x	Net_min (minimum net data rate, bits 6 to 1)

**Table 11.48.49.2 – Standard information field – G.992.5 Annex I  
downstream STM TPS-TC #3 NPar(3) coding – Octet 3**

Bits								G.992.5 Annex I downstream STM TPS-TC #3 NPar(3)s – Octet 3
8	7	6	5	4	3	2	1	
x	x	x	x	x	x	x	x	Net_max (maximum net data rate, bits 12 to 7)

**Table 11.48.49.3 – Standard information field – G.992.5 Annex I  
downstream STM TPS-TC #3 NPar(3) coding – Octet 4**

Bits								G.992.5 Annex I downstream STM TPS-TC #3 NPar(3)s – Octet 4
8	7	6	5	4	3	2	1	
x	x	x	x	x	x	x	x	Net_max (maximum net data rate, bits 6 to 1)

**Table 11.48.49.4 – Standard information field – G.992.5 Annex I  
downstream STM TPS-TC #3 NPar(3) coding – Octet 5**

Bits								G.992.5 Annex I downstream STM TPS-TC #3 NPar(3)s – Octet 5
8	7	6	5	4	3	2	1	
x	x	x	x	x	x	x	x	Net_reserve (minimum reserved net data rate, bits 12 to 7)

**Table 11.48.49.5 – Standard information field – G.992.5 Annex I  
downstream STM TPS-TC #3 NPar(3) coding – Octet 6**

Bits								G.992.5 Annex I downstream STM TPS-TC #3 NPar(3)s – Octet 6
8	7	6	5	4	3	2	1	
x	x	x	x	x	x	x	x	Net_reserve (minimum reserved net data rate, bits 6 to 1)

**Table 11.48.49.6 – Standard information field – G.992.5 Annex I  
downstream STM TPS-TC #3 NPar(3) coding – Octet 7**

Bits								G.992.5 Annex I downstream STM TPS-TC #3 NPar(3)s – Octet 7
8	7	6	5	4	3	2	1	
x	x	x	x	x	x	x	x	Delay_max (maximum delay) (n milliseconds, n = 0 to 63)

**Table 11.48.49.7 – Standard information field – G.992.5 Annex I  
downstream STM TPS-TC #3 NPar(3) coding – Octet 8**

		Bits						
8	7	6	5	4	3	2	1	
x	x					x	x	Error_max (maximum bit error ratio)
x	x			x	x			INP_min (minimum impulse noise protection) (bits 2 and 1)
x	x		x					Reserved for allocation by ITU-T
x	x	x						Reserved for allocation by ITU-T

**Table 11.48.49.8 – Standard information field – G.992.5 Annex I  
downstream STM TPS-TC #3 NPar(3) coding – Octet 9**

		Bits						
8	7	6	5	4	3	2	1	
x	x	x	x	x	x	x	x	INP_min (minimum impulse noise protection) (bits 8 to 3)

**Table 11.48.49.9 – Standard information field – G.992.5 Annex I  
downstream STM TPS-TC #3 NPar(3) coding – Octet 10**

		Bits						
8	7	6	5	4	3	2	1	
x	x	x	x	x	x	x	1	CIpolicy ZERO
x	x	x	x	x	x	1	x	CIpolicy ONE
x	x	x	x	x	1	x	x	Reserved for allocation by ITU-T
x	x	x	x	1	x	x	x	Reserved for allocation by ITU-T
x	x	x	1	x	x	x	x	Reserved for allocation by ITU-T
x	x	1	x	x	x	x	x	Reserved for allocation by ITU-T
x	x	0	0	0	0	0	0	No parameters in this octet

**Table 11.48.50 – Standard information field – G.992.5 Annex I  
upstream STM TPS-TC #3 NPar(3) coding – Octet 1**

		Bits						
8	7	6	5	4	3	2	1	
x	x	x	x	x	x	x	x	Net_min (minimum net data rate, bits 12 to 7)

**Table 11.48.50.1 – Standard information field – G.992.5 Annex I  
upstream STM TPS-TC #3 NPar(3) coding – Octet 2**

		Bits						
8	7	6	5	4	3	2	1	
x	x	x	x	x	x	x	x	Net_min (minimum net data rate, bits 6 to 1)

**Table 11.48.50.2 – Standard information field – G.992.5 Annex I  
upstream STM TPS-TC #3 NPar(3) coding – Octet 3**

		Bits						
8	7	6	5	4	3	2	1	
x	x	x	x	x	x	x	x	Net_max (maximum net data rate, bits 12 to 7)

**Table 11.48.50.3 – Standard information field – G.992.5 Annex I upstream STM TPS-TC #3 NPar(3) coding – Octet 4**

8		7		Bits							
				6	5	4	3	2	1		
x	x	x	x	x	x	x	x	x	x	Net_max (maximum net data rate, bits 6 to 1)	

**Table 11.48.50.4 – Standard information field – G.992.5 Annex I upstream STM TPS-TC #3 NPar(3) coding – Octet 5**

8		7		Bits							
				6	5	4	3	2	1		
x	x	x	x	x	x	x	x	x	x	Net_reserve (minimum reserved net data rate, bits 12 to 7)	

**Table 11.48.50.5 – Standard information field – G.992.5 Annex I upstream STM TPS-TC #3 NPar(3) coding – Octet 6**

8		7		Bits							
				6	5	4	3	2	1		
x	x	x	x	x	x	x	x	x	x	Net_reserve (minimum reserved net data rate, bits 6 to 1)	

**Table 11.48.50.6 – Standard information field – G.992.5 Annex I upstream STM TPS-TC #3 NPar(3) coding – Octet 7**

8		7		Bits							
				6	5	4	3	2	1		
x	x	x	x	x	x	x	x	x	x	Delay_max (maximum delay) (n milliseconds, n = 0 to 63)	

**Table 11.48.50.7 – Standard information field – G.992.5 Annex I upstream STM TPS-TC #3 NPar(3) coding – Octet 8**

8		7		Bits							
				6	5	4	3	2	1		
x	x							x	x	Error_max (maximum bit error ratio)	
x	x					x	x			INP_min (minimum impulse noise protection) (bits 2 and 1)	
x	x			x						Reserved for allocation by ITU-T	
x	x	x								Reserved for allocation by ITU-T	

**Table 11.48.50.8 – Standard information field – G.992.5 Annex I upstream STM TPS-TC #3 NPar(3) coding – Octet 9**

8		7		Bits							
				6	5	4	3	2	1		
x	x	x	x	x	x	x	x	x	x	INP_min (minimum impulse noise protection) (bits 8 to 3)	

**Table 11.48.50.9 – Standard information field – G.992.5 Annex I  
upstream STM TPS-TC #3 NPar(3) coding – Octet 10**

		Bits						
8	7	6	5	4	3	2	1	
x	x	x	x	x	x	x	1	CIpolicy ZERO
x	x	x	x	x	x	1	x	CIpolicy ONE
x	x	x	x	x	1	x	x	Reserved for allocation by ITU-T
x	x	x	x	1	x	x	x	Reserved for allocation by ITU-T
x	x	x	1	x	x	x	x	Reserved for allocation by ITU-T
x	x	1	x	x	x	x	x	Reserved for allocation by ITU-T
x	x	0	0	0	0	0	0	No parameters in this octet

**Table 11.48.51 – Standard information field – G.992.5 Annex I  
downstream ATM TPS-TC #3 NPar(3) coding – Octet 1**

		Bits						
8	7	6	5	4	3	2	1	
x	x	x	x	x	x	x	x	Net_min (minimum net data rate, bits 12 to 7)

**Table 11.48.51.1 – Standard information field – G.992.5 Annex I  
downstream ATM TPS-TC #3 NPar(3) coding – Octet 2**

		Bits						
8	7	6	5	4	3	2	1	
x	x	x	x	x	x	x	x	Net_min (minimum net data rate, bits 6 to 1)

**Table 11.48.51.2 – Standard information field – G.992.5 Annex I  
downstream ATM TPS-TC #3 NPar(3) coding – Octet 3**

		Bits						
8	7	6	5	4	3	2	1	
x	x	x	x	x	x	x	x	Net_max (maximum net data rate, bits 12 to 7)

**Table 11.48.51.3 – Standard information field – G.992.5 Annex I  
downstream ATM TPS-TC #3 NPar(3) coding – Octet 4**

		Bits						
8	7	6	5	4	3	2	1	
x	x	x	x	x	x	x	x	Net_max (maximum net data rate, bits 6 to 1)

**Table 11.48.51.4 – Standard information field – G.992.5 Annex I  
downstream ATM TPS-TC #3 NPar(3) coding – Octet 5**

		Bits						
8	7	6	5	4	3	2	1	
x	x	x	x	x	x	x	x	Net_reserve (minimum reserved net data rate, bits 12 to 7)



**Table 11.48.51.5 – Standard information field – G.992.5 Annex I downstream ATM TPS-TC #3 NPar(3) coding – Octet 6**

		Bits						
8	7	6	5	4	3	2	1	
x	x	x	x	x	x	x	x	G.992.5 Annex I downstream ATM TPS-TC #3 NPar(3)s – Octet 6
								Net_reserve (minimum reserved net data rate, bits 6 to 1)

**Table 11.48.51.6 – Standard information field – G.992.5 Annex I downstream ATM TPS-TC #3 NPar(3) coding – Octet 7**

		Bits						
8	7	6	5	4	3	2	1	
x	x	x	x	x	x	x	x	G.992.5 Annex I downstream ATM TPS-TC #3 NPar(3)s – Octet 7
								Delay_max (maximum delay) (n milliseconds, n = 0 to 63)

**Table 11.48.51.7 – Standard information field – G.992.5 Annex I downstream ATM TPS-TC #3 NPar(3) coding – Octet 8**

		Bits						
8	7	6	5	4	3	2	1	
x	x					x	x	G.992.5 Annex I downstream ATM TPS-TC #3 NPar(3)s – Octet 8
								Error_max (maximum bit error ratio)
x	x			x	x			INP_min (minimum impulse noise protection) (bits 2 and 1)
x	x		x					Reserved for allocation by ITU-T
x	x	x						IMA_flag

**Table 11.48.51.8 – Standard information field – G.992.5 Annex I downstream ATM TPS-TC #3 NPar(3) coding – Octet 9**

		Bits						
8	7	6	5	4	3	2	1	
x	x	x	x	x	x	x	x	G.992.5 Annex I downstream ATM TPS-TC #3 NPar(3)s – Octet 9
								INP_min (minimum impulse noise protection) (bits 8 to 3)

**Table 11.48.51.9 – Standard information field – G.992.5 Annex I downstream ATM TPS-TC #3 NPar(3) coding – Octet 10**

		Bits						
8	7	6	5	4	3	2	1	
x	x	x	x	x	x	x	1	G.992.5 Annex I downstream ATM TPS-TC #3 NPar(3)s – Octet 10
								CIpolicy ZERO
x	x	x	x	x	x	1	x	CIpolicy ONE
x	x	x	x	x	1	x	x	Reserved for allocation by ITU-T
x	x	x	x	1	x	x	x	Reserved for allocation by ITU-T
x	x	x	1	x	x	x	x	Reserved for allocation by ITU-T
x	x	1	x	x	x	x	x	Reserved for allocation by ITU-T
x	x	0	0	0	0	0	0	No parameters in this octet

**Table 11.48.52 – Standard information field – G.992.5 Annex I upstream ATM TPS-TC #3 NPar(3) coding – Octet 1**

		Bits						
8	7	6	5	4	3	2	1	
x	x	x	x	x	x	x	x	G.992.5 Annex I upstream ATM TPS-TC #3 NPar(3)s – Octet 1
								Net_min (minimum net data rate, bits 12 to 7)

**Table 11.48.52.1 – Standard information field – G.992.5 Annex I  
upstream ATM TPS-TC #3 NPar(3) coding – Octet 2**

		Bits						
8	7	6	5	4	3	2	1	
x	x	x	x	x	x	x	x	Net_min (minimum net data rate, bits 6 to 1)

**Table 11.48.52.2 – Standard information field – G.992.5 Annex I  
upstream ATM TPS-TC #3 NPar(3) coding – Octet 3**

		Bits						
8	7	6	5	4	3	2	1	
x	x	x	x	x	x	x	x	Net_max (maximum net data rate, bits 12 to 7)

**Table 11.48.52.3 – Standard information field – G.992.5 Annex I  
upstream ATM TPS-TC #3 NPar(3) coding – Octet 4**

		Bits						
8	7	6	5	4	3	2	1	
x	x	x	x	x	x	x	x	Net_max (maximum net data rate, bits 6 to 1)

**Table 11.48.52.4 – Standard information field – G.992.5 Annex I  
upstream ATM TPS-TC #3 NPar(3) coding – Octet 5**

		Bits						
8	7	6	5	4	3	2	1	
x	x	x	x	x	x	x	x	Net_reserve (minimum reserved net data rate, bits 12 to 7)

**Table 11.48.52.5 – Standard information field – G.992.5 Annex I  
upstream ATM TPS-TC #3 NPar(3) coding – Octet 6**

		Bits						
8	7	6	5	4	3	2	1	
x	x	x	x	x	x	x	x	Net_reserve (minimum reserved net data rate, bits 6 to 1)

**Table 11.48.52.6 – Standard information field – G.992.5 Annex I  
upstream ATM TPS-TC #3 NPar(3) coding – Octet 7**

		Bits						
8	7	6	5	4	3	2	1	
x	x	x	x	x	x	x	x	Delay_max (maximum delay) (n milliseconds, n = 0 to 63)

**Table 11.48.52.7 – Standard information field – G.992.5 Annex I  
upstream ATM TPS-TC #3 NPar(3) coding – Octet 8**

		Bits						
8	7	6	5	4	3	2	1	
x	x					x	x	Error_max (maximum bit error ratio)
x	x			x	x			INP_min (minimum impulse noise protection) (bits 2 and 1)
x	x		x					Reserved for allocation by ITU-T
x	x	x						IMA_flag

**Table 11.48.52.8 – Standard information field – G.992.5 Annex I  
upstream ATM TPS-TC #3 NPar(3) coding – Octet 9**

		Bits						
8	7	6	5	4	3	2	1	
x	x	x	x	x	x	x	x	G.992.5 Annex I upstream ATM TPS-TC #3 NPar(3)s – Octet 9
								INP_min (minimum impulse noise protection) (bits 8 to 3)

**Table 11.48.52.9 – Standard information field – G.992.5 Annex I  
upstream ATM TPS-TC #3 NPar(3) coding – Octet 10**

		Bits						
8	7	6	5	4	3	2	1	
x	x	x	x	x	x	x	1	G.992.5 Annex I upstream ATM TPS-TC #3 NPar(3)s – Octet 10
								CIpolicy ZERO
								CIpolicy ONE
								Reserved for allocation by ITU-T
								Reserved for allocation by ITU-T
								Reserved for allocation by ITU-T
								Reserved for allocation by ITU-T
								No parameters in this octet

**Table 11.48.53 – Standard information field – G.992.5 Annex I  
downstream PTM TPS-TC #3 NPar(3) coding – Octet 1**

		Bits						
8	7	6	5	4	3	2	1	
x	x	x	x	x	x	x	x	G.992.5 Annex I downstream PTM TPS-TC #3 NPar(3)s – Octet 1
								Net_min (minimum net data rate, bits 12 to 7)

**Table 11.48.53.1 – Standard information field – G.992.5 Annex I  
downstream PTM TPS-TC #3 NPar(3) coding – Octet 2**

		Bits						
8	7	6	5	4	3	2	1	
x	x	x	x	x	x	x	x	G.992.5 Annex I downstream PTM TPS-TC #3 NPar(3)s – Octet 2
								Net_min (minimum net data rate, bits 6 to 1)

**Table 11.48.53.2 – Standard information field – G.992.5 Annex I  
downstream PTM TPS-TC #3 NPar(3) coding – Octet 3**

		Bits						
8	7	6	5	4	3	2	1	
x	x	x	x	x	x	x	x	G.992.5 Annex I downstream PTM TPS-TC #3 NPar(3)s – Octet 3
								Net_max (maximum net data rate, bits 12 to 7)

**Table 11.48.53.3 – Standard information field – G.992.5 Annex I  
downstream PTM TPS-TC #3 NPar(3) coding – Octet 4**

		Bits						
8	7	6	5	4	3	2	1	
x	x	x	x	x	x	x	x	G.992.5 Annex I downstream PTM TPS-TC #3 NPar(3)s – Octet 4
								Net_max (maximum net data rate, bits 6 to 1)

**Table 11.48.53.4 – Standard information field – G.992.5 Annex I downstream PTM TPS-TC #3 NPar(3) coding – Octet 5**

		Bits						
8	7	6	5	4	3	2	1	
x	x	x	x	x	x	x	x	Net_reserve (minimum reserved net data rate, bits 12 to 7)

**Table 11.48.53.5 – Standard information field – G.992.5 Annex I downstream PTM TPS-TC #3 NPar(3) coding – Octet 6**

		Bits						
8	7	6	5	4	3	2	1	
x	x	x	x	x	x	x	x	Net_reserve (minimum reserved net data rate, bits 6 to 1)

**Table 11.48.53.6 – Standard information field – G.992.5 Annex I downstream PTM TPS-TC #3 NPar(3) coding – Octet 7**

		Bits						
8	7	6	5	4	3	2	1	
x	x	x	x	x	x	x	x	Delay_max (maximum delay) (n milliseconds, n = 0 to 63)

**Table 11.48.53.7 – Standard information field – G.992.5 Annex I downstream PTM TPS-TC #3 NPar(3) coding – Octet 8**

		Bits						
8	7	6	5	4	3	2	1	
x	x					x	x	Error_max (maximum bit error ratio)
x	x			x	x			INP_min (minimum impulse noise protection) (bits 2 and 1)
x	x		x					Reserved for allocation by ITU-T
x	x	x						Reserved for allocation by ITU-T

**Table 11.48.53.8 – Standard information field – G.992.5 Annex I downstream PTM TPS-TC #3 NPar(3) coding – Octet 9**

		Bits						
8	7	6	5	4	3	2	1	
x	x	x	x	x	x	x	x	INP_min (minimum impulse noise protection) (bits 8 to 3)

**Table 11.48.53.9 – Standard information field – G.992.5 Annex I downstream PTM TPS-TC #3 NPar(3) coding – Octet 10**

		Bits						
8	7	6	5	4	3	2	1	
x	x	x	x	x	x	x	1	HDLC encapsulation
x	x	x	x	x	x	1	x	Reserved by ITU-T
x	x	x	x	x	1	x	x	Reserved by ITU-T
x	x	x	x	1	x	x	x	64/65-octet encapsulation with short packets
x	x	x	1	x	x	x	x	64/65-octet encapsulation with pre-emption
x	x	1	x	x	x	x	x	64/65-octet encapsulation supported

**Table 11.48.53.10 – Standard information field – G.992.5 Annex I  
downstream PTM TPS-TC #3 NPar(3) coding – Octet 11**

		Bits						
8	7	6	5	4	3	2	1	
x	x	x	x	x	x	x	1	CIpolicy ZERO
x	x	x	x	x	x	1	x	CIpolicy ONE
x	x	x	x	x	1	x	x	Reserved for allocation by ITU-T
x	x	x	x	1	x	x	x	Reserved for allocation by ITU-T
x	x	x	1	x	x	x	x	Reserved for allocation by ITU-T
x	x	1	x	x	x	x	x	Reserved for allocation by ITU-T
x	x	0	0	0	0	0	0	No parameters in this octet

**Table 11.48.54 – Standard information field – G.992.5 Annex I  
upstream PTM TPS-TC #3 NPar(3) coding – Octet 1**

		Bits						
8	7	6	5	4	3	2	1	
x	x	x	x	x	x	x	x	Net_min (minimum net data rate, bits 12 to 7)

**Table 11.48.54.1 – Standard information field – G.992.5 Annex I  
upstream PTM TPS-TC #3 NPar(3) coding – Octet 2**

		Bits						
8	7	6	5	4	3	2	1	
x	x	x	x	x	x	x	x	Net_min (minimum net data rate, bits 6 to 1)

**Table 11.48.54.2 – Standard information field – G.992.5 Annex I  
upstream PTM TPS-TC #3 NPar(3) coding – Octet 3**

		Bits						
8	7	6	5	4	3	2	1	
x	x	x	x	x	x	x	x	Net_max (maximum net data rate, bits 12 to 7)

**Table 11.48.54.3 – Standard information field – G.992.5 Annex I  
upstream PTM TPS-TC #3 NPar(3) coding – Octet 4**

		Bits						
8	7	6	5	4	3	2	1	
x	x	x	x	x	x	x	x	Net_max (maximum net data rate, bits 6 to 1)

**Table 11.48.54.4 – Standard information field – G.992.5 Annex I  
upstream PTM TPS-TC #3 NPar(3) coding – Octet 5**

		Bits						
8	7	6	5	4	3	2	1	
x	x	x	x	x	x	x	x	Net_reserve (minimum reserved net data rate, bits 12 to 7)

**Table 11.48.54.5 – Standard information field – G.992.5 Annex I upstream PTM TPS-TC #3 NPar(3) coding – Octet 6**

		Bits						
8	7	6	5	4	3	2	1	
x	x	x	x	x	x	x	x	Net_reserve (minimum reserved net data rate, bits 6 to 1)

**Table 11.48.54.6 – Standard information field – G.992.5 Annex I upstream PTM TPS-TC #3 NPar(3) coding – Octet 7**

		Bits						
8	7	6	5	4	3	2	1	
x	x	x	x	x	x	x	x	Delay_max (maximum delay) (n milliseconds, n = 0 to 63)

**Table 11.48.54.7 – Standard information field – G.992.5 Annex I upstream PTM TPS-TC #3 NPar(3) coding – Octet 8**

		Bits						
8	7	6	5	4	3	2	1	
x	x					x	x	Error_max (maximum bit error ratio)
x	x			x	x			INP_min (minimum impulse noise protection) (bits 2 and 1)
x	x		x					Reserved for allocation by ITU-T
x	x	x						Reserved for allocation by ITU-T

**Table 11.48.54.8 – Standard information field – G.992.5 Annex I upstream PTM TPS-TC #3 NPar(3) coding – Octet 9**

		Bits						
8	7	6	5	4	3	2	1	
x	x	x	x	x	x	x	x	INP_min (minimum impulse noise protection) (bits 8 to 3)

**Table 11.48.54.9 – Standard information field – G.992.5 Annex I upstream PTM TPS-TC #3 NPar(3) coding – Octet 10**

		Bits						
8	7	6	5	4	3	2	1	
x	x	x	x	x	x	x	1	HDLC encapsulation
x	x	x	x	x	x	1	x	Reserved by ITU-T
x	x	x	x	x	1	x	x	Reserved by ITU-T
x	x	x	x	1	x	x	x	64/65-octet encapsulation with short packets
x	x	x	1	x	x	x	x	64/65-octet encapsulation with pre-emption
x	x	1	x	x	x	x	x	64/65-octet encapsulation supported

**Table 11.48.54.10 – Standard information field – G.992.5 Annex I  
upstream PTM TPS-TC #3 NPar(3) coding – Octet 11**

		Bits						
8	7	6	5	4	3	2	1	
x	x	x	x	x	x	x	1	CIpolicy ZERO
x	x	x	x	x	x	1	x	CIpolicy ONE
x	x	x	x	x	1	x	x	Reserved for allocation by ITU-T
x	x	x	x	1	x	x	x	Reserved for allocation by ITU-T
x	x	x	1	x	x	x	x	Reserved for allocation by ITU-T
x	x	1	x	x	x	x	x	Reserved for allocation by ITU-T
x	x	0	0	0	0	0	0	No parameters in this octet

**Table 11.48.55 – Standard information field – G.992.5 Annex I  
downstream PMS-TC latency path #3 NPar(3) coding – Octet 1**

		Bits						
8	7	6	5	4	3	2	1	
x	x	x	x	x	x	x	x	Net_max (maximum net data rate, bits 12 to 7)

**Table 11.48.55.1 – Standard information field – G.992.5 Annex I  
downstream PMS-TC latency path #3 NPar(3) coding – Octet 2**

		Bits						
8	7	6	5	4	3	2	1	
x	x	x	x	x	x	x	x	Net_max (maximum net data rate, bits 6 to 1)

**Table 11.48.55.2 – Standard information field – G.992.5 Annex I  
downstream PMS-TC latency path #3 NPar(3) coding – Octet 3**

		Bits						
8	7	6	5	4	3	2	1	
x	x			x	x	x	x	$R_{3\max}$ value ( $2^n$ , $n = 0$ to $15$ )
x	x	x	x					Reserved for allocation by ITU-T

**Table 11.48.55.3 – Standard information field – G.992.5 Annex I  
downstream PMS-TC latency path #3 NPar(3) coding – Octet 4**

		Bits						
8	7	6	5	4	3	2	1	
x	x				x	x	x	$D_{3\max}$ value ( $2^n$ , $n = 0$ to $7$ )
x	x	x	x	x				Reserved for allocation by ITU-T

**Table 11.48.56 – Standard information field – G.992.5 Annex I  
upstream PMS-TC latency path #3 NPar(3) coding – Octet 1**

		Bits						
8	7	6	5	4	3	2	1	
x	x	x	x	x	x	x	x	Net_max (maximum net data rate, bits 12 to 7)

**Table 11.48.56.1 – Standard information field – G.992.5 Annex I upstream PMS-TC latency path #3 NPar(3) coding – Octet 2**

		Bits						
8	7	6	5	4	3	2	1	
x	x	x	x	x	x	x	x	G.992.5 Annex I upstream PMS-TC latency path #3 NPar(3)s – Octet 2
x	x							Net_max (maximum net data rate, bits 6 to 1)

**Table 11.48.56.2 – Standard information field – G.992.5 Annex I upstream PMS-TC latency path #3 NPar(3) coding – Octet 3**

		Bits						
8	7	6	5	4	3	2	1	
x	x			x	x	x	x	G.992.5 Annex I upstream PMS-TC latency path #3 NPar(3)s – Octet 3
x	x	x	x					$R_{3\max}$ value ( $2 * n$ , $n = 0$ to $15$ )
								Reserved for allocation by ITU-T

**Table 11.48.56.3 – Standard information field – G.992.5 Annex I upstream PMS-TC latency path #3 NPar(3) coding – Octet 4**

		Bits						
8	7	6	5	4	3	2	1	
x	x				x	x	x	G.992.5 Annex I upstream PMS-TC latency path #3 NPar(3)s – Octet 4
x	x	x	x	x				$D_{3\max}$ value ( $2^n$ , $n = 0$ to $7$ )
								Reserved for allocation by ITU-T

#### 9.4.25 G.992.3 Annex M Par(2)/Par(3) parameters

**Table 11.49 – Standard information field – G.992.3 Annex M NPar(2) coding**

		Bits						
8	7	6	5	4	3	2	1	
x	x	x	x	x	x	x	1	G.992.3 Annex M NPar(2)s
x	x	x	x	x	x	1	x	NTR
x	x	x	x	x	x	1	x	Short initialization
x	x	x	x	1	x	x	x	Diagnostics mode
x	x	x	x	1	x	x	x	PSD shape support
x	x	x	1	x	x	x	x	Reserved for allocation by ITU-T
x	x	1	x	x	x	x	x	Reserved for allocation by ITU-T
x	x	0	0	0	0	0	0	No parameters in this octet

**Table 11.50 – Standard information field – G.992.3 Annex M SPar(2) coding – Octet 1**

		Bits						
8	7	6	5	4	3	2	1	
x	x	x	x	x	x	x	1	G.992.3 Annex M SPar(2)s – Octet 1
x	x	x	x	x	x	1	x	Spectrum bounds upstream
x	x	x	x	x	x	1	x	Spectrum shaping upstream
x	x	x	x	x	1	x	x	Spectrum bounds downstream
x	x	x	x	1	x	x	x	Spectrum shaping downstream
x	x	x	1	x	x	x	x	Transmit signal images above the Nyquist frequency
x	x	1	x	x	x	x	x	Submode PSD masks
x	x	0	0	0	0	0	0	No parameters in this octet



**Table 11.50.0.1 – Standard information field – G.992.3 Annex M SPar(2) coding – Octet 2**

		Bits						G.992.3 Annex M SPar(2)s – Octet 2
8	7	6	5	4	3	2	1	
x	x	x	x	x	x	x	1	Downstream overhead data rate
x	x	x	x	x	x	1	x	Upstream overhead data rate
x	x	x	x	x	1	x	x	Maximum number of downstream TPS-TC functions of each type
x	x	x	x	1	x	x	x	Maximum number of upstream TPS-TC functions of each type
x	x	x	1	x	x	x	x	Submode PSD shape
x	x	1	x	x	x	x	x	Reserved for allocation by ITU-T
x	x	0	0	0	0	0	0	No parameters in this octet

**Table 11.50.0.2 – Standard information field – G.992.3 Annex M SPar(2) coding – Octet 3**

		Bits						G.992.3 Annex M SPar(2)s – Octet 3
8	7	6	5	4	3	2	1	
x	x	x	x	x	x	x	1	Downstream STM TPS-TC #0
x	x	x	x	x	x	1	x	Upstream STM TPS-TC #0
x	x	x	x	x	1	x	x	Downstream ATM TPS-TC #0
x	x	x	x	1	x	x	x	Upstream ATM TPS-TC #0
x	x	x	1	x	x	x	x	Downstream PTM TPS-TC #0
x	x	1	x	x	x	x	x	Upstream PTM TPS-TC #0
x	x	0	0	0	0	0	0	No parameters in this octet

**Table 11.50.0.3 – Standard information field – G.992.3 Annex M SPar(2) coding – Octet 4**

		Bits						G.992.3 Annex M SPar(2)s – Octet 4
8	7	6	5	4	3	2	1	
x	x	x	x	x	x	x	1	Downstream PMS-TC latency path #0 supported
x	x	x	x	x	x	1	x	Upstream PMS-TC latency path #0 supported
x	x	x	x	x	1	x	x	Reserved for allocation by ITU-T
x	x	x	x	1	x	x	x	Reserved for allocation by ITU-T
x	x	x	1	x	x	x	x	Reserved for allocation by ITU-T
x	x	1	x	x	x	x	x	Reserved for allocation by ITU-T
x	x	0	0	0	0	0	0	No parameters in this octet

**Table 11.50.0.4 – Standard information field – G.992.3 Annex M SPar(2) coding – Octet 5**

		Bits						G.992.3 Annex M SPar(2)s – Octet 5
8	7	6	5	4	3	2	1	
x	x	x	x	x	x	x	1	Downstream STM TPS-TC #1
x	x	x	x	x	x	1	x	Upstream STM TPS-TC #1
x	x	x	x	x	1	x	x	Downstream ATM TPS-TC #1
x	x	x	x	1	x	x	x	Upstream ATM TPS-TC #1
x	x	x	1	x	x	x	x	Downstream PTM TPS-TC #1
x	x	1	x	x	x	x	x	Upstream PTM TPS-TC #1
x	x	0	0	0	0	0	0	No parameters in this octet

**Table 11.50.0.5 – Standard information field – G.992.3 Annex M SPar(2) coding – Octet 6**

		Bits						G.992.3 Annex M SPar(2)s – Octet 6
8	7	6	5	4	3	2	1	
x	x	x	x	x	x	x	1	Downstream PMS-TC latency path #1 supported
x	x	x	x	x	x	1	x	Upstream PMS-TC latency path #1 supported
x	x	x	x	x	1	x	x	Reserved for allocation by ITU-T
x	x	x	x	1	x	x	x	Reserved for allocation by ITU-T
x	x	x	1	x	x	x	x	Reserved for allocation by ITU-T
x	x	1	x	x	x	x	x	Reserved for allocation by ITU-T
x	x	0	0	0	0	0	0	No parameters in this octet

**Table 11.50.0.6 – Standard information field – G.992.3 Annex M SPar(2) coding – Octet 7**

		Bits						G.992.3 Annex M SPar(2)s – Octet 7
8	7	6	5	4	3	2	1	
x	x	x	x	x	x	x	1	Downstream STM TPS-TC #2
x	x	x	x	x	x	1	x	Upstream STM TPS-TC #2
x	x	x	x	x	1	x	x	Downstream ATM TPS-TC #2
x	x	x	x	1	x	x	x	Upstream ATM TPS-TC #2
x	x	x	1	x	x	x	x	Downstream PTM TPS-TC #2
x	x	1	x	x	x	x	x	Upstream PTM TPS-TC #2
x	x	0	0	0	0	0	0	No parameters in this octet

**Table 11.50.0.7 – Standard information field – G.992.3 Annex M SPar(2) coding – Octet 8**

		Bits						G.992.3 Annex M SPar(2)s – Octet 8
8	7	6	5	4	3	2	1	
x	x	x	x	x	x	x	1	Downstream PMS-TC latency path #2 supported
x	x	x	x	x	x	1	x	Upstream PMS-TC latency path #2 supported
x	x	x	x	x	1	x	x	Reserved for allocation by ITU-T
x	x	x	x	1	x	x	x	Reserved for allocation by ITU-T
x	x	x	1	x	x	x	x	Reserved for allocation by ITU-T
x	x	1	x	x	x	x	x	Reserved for allocation by ITU-T
x	x	0	0	0	0	0	0	No parameters in this octet

**Table 11.50.0.8 – Standard information field – G.992.3 Annex M SPar(2) coding – Octet 9**

		Bits						G.992.3 Annex M SPar(2)s – Octet 9
8	7	6	5	4	3	2	1	
x	x	x	x	x	x	x	1	Downstream STM TPS-TC #3
x	x	x	x	x	x	1	x	Upstream STM TPS-TC #3
x	x	x	x	x	1	x	x	Downstream ATM TPS-TC #3
x	x	x	x	1	x	x	x	Upstream ATM TPS-TC #3
x	x	x	1	x	x	x	x	Downstream PTM TPS-TC #3
x	x	1	x	x	x	x	x	Upstream PTM TPS-TC #3
x	x	0	0	0	0	0	0	No parameters in this octet

**Table 11.50.0.9 – Standard information field – G.992.3 Annex M SPar(2) coding – Octet 10**

		Bits						G.992.3 Annex M SPar(2)s – Octet 10
8	7	6	5	4	3	2	1	
x	x	x	x	x	x	x	1	Downstream PMS-TC latency path #3 supported
x	x	x	x	x	x	1	x	Upstream PMS-TC latency path #3 supported
x	x	x	x	x	1	x	x	Reserved for allocation by ITU-T
x	x	x	x	1	x	x	x	Reserved for allocation by ITU-T
x	x	x	1	x	x	x	x	Reserved for allocation by ITU-T
x	x	1	x	x	x	x	x	Reserved for allocation by ITU-T
x	x	0	0	0	0	0	0	No parameters in this octet

**Table 11.50.1 – Standard information field – G.992.3 Annex M spectrum bounds upstream NPar(3) coding – Octet 1**

		Bits						G.992.3 Annex M spectrum bounds upstream NPar(3)s – Octet 1
8	7	6	5	4	3	2	1	
x	x	0	0	0	x	x	x	NOMPSDus (bits 9 to 7)

**Table 11.50.1.1 – Standard information field – G.992.3 Annex M spectrum bounds upstream NPar(3) coding – Octet 2**

		Bits						G.992.3 Annex M spectrum bounds upstream NPar(3)s – Octet 2
8	7	6	5	4	3	2	1	
x	x	x	x	x	x	x	x	NOMPSDus (bits 6 to 1)

**Table 11.50.1.2 – Standard information field – G.992.3 Annex M spectrum bounds upstream NPar(3) coding – Octet 3**

		Bits						G.992.3 Annex M spectrum bounds upstream NPar(3)s – Octet 3
8	7	6	5	4	3	2	1	
x	x	0	0	0	x	x	x	MAXNOMPSDus (bits 9 to 7)

**Table 11.50.1.3 – Standard information field – G.992.3 Annex M spectrum bounds upstream NPar(3) coding – Octet 4**

		Bits						G.992.3 Annex M spectrum bounds upstream NPar(3)s – Octet 4
8	7	6	5	4	3	2	1	
x	x	x	x	x	x	x	x	MAXNOMPSDus (bits 6 to 1)

**Table 11.50.1.4 – Standard information field – G.992.3 Annex M spectrum bounds upstream NPar(3) coding – Octet 5**

		Bits						G.992.3 Annex M spectrum bounds upstream NPar(3)s – Octet 5
8	7	6	5	4	3	2	1	
x	x	0	0	0	x	x	x	MAXNOMATPus (bits 9 to 7)

**Table 11.50.1.5 – Standard information field – G.992.3 Annex M  
spectrum bounds upstream NPar(3) coding – Octet 6**

		Bits						
8	7	6	5	4	3	2	1	
x	x	x	x	x	x	x	x	G.992.3 Annex M spectrum bounds upstream NPar(3)s – Octet 6
								MAXNOMATPus (bits 6 to 1)

**Table 11.50.2 – Standard information field – G.992.3 Annex M  
spectrum shaping upstream NPar(3) coding – Octet 1**

		Bits						
8	7	6	5	4	3	2	1	
x	x	x	x	x	x	x	x	G.992.3 Annex M spectrum shaping upstream NPar(3)s – Octet 1
								"First" subcarrier index i (bits 12 to 7)

**Table 11.50.2.1 – Standard information field – G.992.3 Annex M  
spectrum shaping upstream NPar(3) coding – Octet 2**

		Bits						
8	7	6	5	4	3	2	1	
x	x	x	x	x	x	x	x	G.992.3 Annex M spectrum shaping upstream NPar(3)s – Octet 2
								"First" subcarrier index i (bits 6 to 1)

**Table 11.50.2.2 – Standard information field – G.992.3 Annex M  
spectrum shaping upstream NPar(3) coding – Octet 3**

		Bits						
8	7	6	5	4	3	2	1	
		x						G.992.3 Annex M spectrum shaping upstream NPar(3)s – Octet 3
x	x		0	0	0	0	x	"First" subcarrier in supported set
								"First" log <sub>2</sub> tss <sub>i</sub> (bit 7)

**Table 11.50.2.3 – Standard information field – G.992.3 Annex M  
spectrum shaping upstream NPar(3) coding – Octet 4**

		Bits						
8	7	6	5	4	3	2	1	
x	x	x	x	x	x	x	x	G.992.3 Annex M spectrum shaping upstream NPar(3)s – Octet 4
								"First" log <sub>2</sub> tss <sub>i</sub> (bits 6 to 1)

**Table 11.50.2.4\*(j-1) – Standard information field – G.992.3 Annex M  
spectrum shaping upstream NPar(3) coding – Octet 4\*(j-1)+1**

		Bits						
8	7	6	5	4	3	2	1	
x	x	x	x	x	x	x	x	G.992.3 Annex M spectrum shaping upstream NPar(3)s – Octet 4*(j-1)+1
								"Last" subcarrier index i (bits 12 to 7)

NOTE – j is the number of subcarrier indices used to specify the spectral shape.

**Table 11.50.2.4\*(j-1)+1 – Standard information field – G.992.3 Annex M  
spectrum shaping upstream NPar(3) coding – Octet 4\*(j-1)+2**

8		7		Bits							G.992.3 Annex M spectrum shaping upstream NPar(3)s – Octet 4*(j-1)+2
x		x		6	5	4	3	2	1		
x		x		x	x	x	x	x	x	x	"Last" subcarrier index i (bits 6 to 1)

NOTE – j is the number of subcarrier indices used to specify the spectral shape.

**Table 11.50.2.4\*(j-1)+2 – Standard information field – G.992.3 Annex M  
spectrum shaping upstream NPar(3) coding – Octet 4\*(j-1)+3**

8		7		Bits							G.992.3 Annex M spectrum shaping upstream NPar(3)s – Octet 4*(j-1)+3
x <th colspan="2">x</th> <th>6</th> <th>5</th> <th>4</th> <th>3</th> <th>2</th> <th>1</th>		x		6	5	4	3	2	1		
x		x		x							"Last" subcarrier in supported set
x		x		0	0	0	0	0	0	x	"Last" log <sub>2</sub> tss <sub>i</sub> (bit 7)

NOTE – j is the number of subcarrier indices used to specify the spectral shape.

**Table 11.50.2.4\*(j-1)+3 – Standard information field – G.992.3 Annex M  
spectrum shaping upstream NPar(3) coding – Octet 4\*(j-1)+4**

8		7		Bits							G.992.3 Annex M spectrum shaping upstream NPar(3)s – Octet 4*(j-1)+4
x <th colspan="2">x</th> <th>6</th> <th>5</th> <th>4</th> <th>3</th> <th>2</th> <th>1</th>		x		6	5	4	3	2	1		
x		x		x	x	x	x	x	x	x	"Last" log <sub>2</sub> tss <sub>i</sub> (bits 6 to 1)

**Table 11.50.3 – Standard information field – G.992.3 Annex M  
spectrum bounds downstream NPar(3) coding – Octet 1**

8		7		Bits							G.992.3 Annex M spectrum bounds downstream NPar(3)s – Octet 1
x <th colspan="2">x</th> <th>6</th> <th>5</th> <th>4</th> <th>3</th> <th>2</th> <th>1</th>		x		6	5	4	3	2	1		
x		x		0	0	0	x	x	x	NOMPSDds (bits 9 to 7)	

**Table 11.50.3.1 – Standard information field – G.992.3 Annex M  
spectrum bounds downstream NPar(3) coding – Octet 2**

8		7		Bits							G.992.3 Annex M spectrum bounds downstream NPar(3)s – Octet 2
x <th colspan="2">x</th> <th>6</th> <th>5</th> <th>4</th> <th>3</th> <th>2</th> <th>1</th>		x		6	5	4	3	2	1		
x		x		x	x	x	x	x	x	NOMPSDds (bits 6 to 1)	

**Table 11.50.3.2 – Standard information field – G.992.3 Annex M  
spectrum bounds downstream NPar(3) coding – Octet 3**

8		7		Bits							G.992.3 Annex M spectrum bounds downstream NPar(3)s – Octet 3
x <th colspan="2">x</th> <th>6</th> <th>5</th> <th>4</th> <th>3</th> <th>2</th> <th>1</th>		x		6	5	4	3	2	1		
x		x		0	0	0	x	x	x	MAXNOMPSDds (bits 9 to 7)	

**Table 11.50.3.3 – Standard information field – G.992.3 Annex M spectrum bounds downstream NPar(3) coding – Octet 4**

		Bits						
8	7	6	5	4	3	2	1	
x	x	x	x	x	x	x	x	G.992.3 Annex M spectrum bounds downstream NPar(3)s – Octet 4 MAXNOMPSDs (bits 6 to 1)

**Table 11.50.3.4 – Standard information field – G.992.3 Annex M spectrum bounds downstream NPar(3) coding – Octet 5**

		Bits						
8	7	6	5	4	3	2	1	
x	x	0	0	0	x	x	x	G.992.3 Annex M spectrum bounds downstream NPar(3)s – Octet 5 MAXNOMATPs (bits 9 to 7)

**Table 11.50.3.5 – Standard information field – G.992.3 Annex M spectrum bounds downstream NPar(3) coding – Octet 6**

		Bits						
8	7	6	5	4	3	2	1	
x	x	x	x	x	x	x	x	G.992.3 Annex M spectrum bounds downstream NPar(3)s – Octet 6 MAXNOMATPs (bits 6 to 1)

**Table 11.50.4 – Standard information field – G.992.3 Annex M spectrum shaping downstream NPar(3) coding – Octet 1**

		Bits						
8	7	6	5	4	3	2	1	
x	x	x	x	x	x	x	x	G.992.3 Annex M spectrum shaping downstream NPar(3)s – Octet 1 "First" subcarrier index i (bits 12 to 7)

**Table 11.50.4.1 – Standard information field – G.992.3 Annex M spectrum shaping downstream NPar(3) coding – Octet 2**

		Bits						
8	7	6	5	4	3	2	1	
x	x	x	x	x	x	x	x	G.992.3 Annex M spectrum shaping downstream NPar(3)s – Octet 2 "First" subcarrier index i (bits 6 to 1)

**Table 11.50.4.2 – Standard information field – G.992.3 Annex M spectrum shaping downstream NPar(3) coding – Octet 3**

		Bits						
8	7	6	5	4	3	2	1	
		x						G.992.3 Annex M spectrum shaping downstream NPar(3)s – Octet 3 "First" subcarrier in supported set
x	x	0	0	0	0	0	x	"First" log <sub>2</sub> tss <sub>i</sub> (bit 7)

**Table 11.50.4.3 – Standard information field – G.992.3 Annex M spectrum shaping downstream NPar(3) coding – Octet 4**

		Bits						
8	7	6	5	4	3	2	1	
x	x	x	x	x	x	x	x	G.992.3 Annex M spectrum shaping downstream NPar(3)s – Octet 4 "First" log <sub>2</sub> tss <sub>i</sub> (bits 6 to 1)

**Table 11.50.4.4\*(j-1) – Standard information field – G.992.3 Annex M spectrum shaping downstream NPar(3) coding – Octet 4\*(j-1)+1**

8		7		Bits					G.992.3 Annex M spectrum shaping downstream NPar(3)s – Octet 4*(j-1)+1	
x		x		6	5	4	3	2		1
x		x		x	x	x	x	x	x	"Last" subcarrier index i (bits 12 to 7)

NOTE – j is the number of subcarrier indices used to specify the spectral shape.

**Table 11.50.4.4\*(j-1)+1 – Standard information field – G.992.3 Annex M spectrum shaping downstream NPar(3) coding – Octet 4\*(j-1)+2**

8		7		Bits					G.992.3 Annex M spectrum shaping downstream NPar(3)s – Octet 4*(j-1)+2	
x		x		6	5	4	3	2		1
x		x		x	x	x	x	x	x	"Last" subcarrier index i (bits 6 to 1)

NOTE – j is the number of subcarrier indices used to specify the spectral shape.

**Table 11.50.4.4\*(j-1)+2 – Standard information field – G.992.3 Annex M spectrum shaping downstream NPar(3) coding – Octet 4\*(j-1)+3**

8		7		Bits					G.992.3 Annex M spectrum shaping downstream NPar(3)s – Octet 4*(j-1)+3	
x		x		6	5	4	3	2		1
x		x		x						"Last" subcarrier in supported set
x		x			0	0	0	0	x	"Last" log <sub>2</sub> tss <sub>i</sub> (bit 7)

NOTE – j is the number of subcarrier indices used to specify the spectral shape.

**Table 11.50.4.4\*(j-1)+3 – Standard information field – G.992.3 Annex M spectrum shaping downstream NPar(3) coding – Octet 4\*(j-1)+4**

8		7		Bits					G.992.3 Annex M spectrum shaping downstream NPar(3)s – Octet 4*(j-1)+4	
x		x		6	5	4	3	2		1
x		x		x	x	x	x	x	x	"Last" log <sub>2</sub> tss <sub>i</sub> (bits 6 to 1)

**Table 11.50.5 – Standard information field – G.992.3 Annex M transmit signal images above the Nyquist frequency NPar(3) coding**

8		7		Bits					G.992.3 Annex M transmit signal images above the Nyquist frequency NPar(3)s	
x		x		6	5	4	3	2		1
x		x		x	x	x	x			IDFT size N
x		x						x	x	IFFT fill

**Table 11.50.6 – Standard information field – G.992.3 Annex M  
submode PSD mask NPar(3) – Octet 1**

		Bits						
8	7	6	5	4	3	2	1	G.992.3 Annex M submode PSD mask NPar(3)s – Octet 1
x	x	x	x	x	x	x	1	EU-32 supported
x	x	x	x	x	x	1	x	EU-36 supported
x	x	x	x	x	1	x	x	EU-40 supported
x	x	x	x	1	x	x	x	EU-44 supported
x	x	x	1	x	x	x	x	EU-48 supported
x	x	1	x	x	x	x	x	EU-52 supported
x	x	0	0	0	0	0	0	No parameters in this octet

**Table 11.50.6.1 – Standard information field – G.992.3 Annex M  
submode PSD mask NPar(3) – Octet 2**

		Bits						
8	7	6	5	4	3	2	1	G.992.3 Annex M submode PSD mask NPar(3)s – Octet 2
x	x	x	x	x	x	x	1	EU-56 supported
x	x	x	x	x	x	1	x	EU-60 supported
x	x	x	x	x	1	x	x	EU-64 supported
x	x	x	x	1	x	x	x	Reserved for allocation by ITU-T
x	x	x	1	x	x	x	x	Reserved for allocation by ITU-T
x	x	1	x	x	x	x	x	Reserved for allocation by ITU-T
x	x	0	0	0	0	0	0	No parameters in this octet

**Table 11.50.7 – Standard information field – G.992.3 Annex M  
downstream overhead data rate NPar(3) coding**

		Bits						
8	7	6	5	4	3	2	1	G.992.3 Annex M downstream overhead data rate NPar(3)s
x	x	x	x	x	x	x	x	Minimum overhead data rate $((n+1) * 1 \text{ kbit/s}, n = 3 \text{ to } 63)$

**Table 11.50.8 – Standard information field – G.992.3 Annex M  
upstream overhead data rate NPar(3) coding**

		Bits						
8	7	6	5	4	3	2	1	G.992.3 Annex M upstream overhead data rate NPar(3)s
x	x	x	x	x	x	x	x	Minimum overhead data rate $((n+1) * 1 \text{ kbit/s}, n = 3 \text{ to } 63)$

**Table 11.50.9 – Standard information field – G.992.3 Annex M maximum number of  
downstream TPS-TC functions of each type NPar(3) coding – Octet 1**

		Bits						
8	7	6	5	4	3	2	1	G.992.3 Annex M maximum number of downstream TPS-TC functions of each type NPar(3)s – Octet 1
x	x				x	x	x	Maximum number of downstream STM TPS-TCs (n = 0 to 4)
x	x	x	x	x				Maximum number of downstream ATM TPS-TCs (n = 0 to 4)



**Table 11.50.9.1 – Standard information field – G.992.3 Annex M maximum number of downstream TPS-TC functions of each type NPar(3) coding – Octet 2**

Bits							G.992.3 Annex M maximum number of downstream TPS-TC functions of each type NPar(3)s – Octet 2	
8	7	6	5	4	3	2	1	
x	x				x	x	x	Maximum number of downstream PTM TPS-TCs (n = 0 to 4)
x	x	x	x	x				Reserved for allocation by ITU-T

**Table 11.50.10 – Standard information field – G.992.3 Annex M maximum number of upstream TPS-TC functions of each type NPar(3) coding – Octet 1**

Bits							G.992.3 Annex M maximum number of upstream TPS-TC functions of each type NPar(3)s – Octet 1	
8	7	6	5	4	3	2	1	
x	x				x	x	x	Maximum number of upstream STM TPS-TCs (n = 0 to 4)
x	x	x	x	x				Maximum number of upstream ATM TPS-TCs (n = 0 to 4)

**Table 11.50.10.1 – Standard information field – G.992.3 Annex M maximum number of upstream TPS-TC functions of each type NPar(3) coding – Octet 2**

Bits							G.992.3 Annex M maximum number of upstream TPS-TC functions of each type NPar(3)s – Octet 2	
8	7	6	5	4	3	2	1	
x	x				x	x	x	Maximum number of upstream PTM TPS-TCs (n = 0 to 4)
x	x	x	x	x				Reserved for allocation by ITU-T

**Table 11.50.11 – Standard information field – G.992.3 Annex M submode PSD shape NPar(3) coding – Octet 1**

Bits							G.992.3 Annex M submode PSD shape NPar(3)s – Octet 1	
8	7	6	5	4	3	2	1	
x	x	x	x	x	x	x	x	Tone index n (bit 6 to 1, coded as n-1)

**Table 11.50.11.1 – Standard information field – G.992.3 Annex M submode PSD shape NPar(3) coding – Octet 2**

Bits							G.992.3 Annex M submode PSD shape NPar(3)s – Octet 2	
8	7	6	5	4	3	2	1	
x	x	x	x	x	x	x	x	PSD at this tone index n (bit 6 to 1, coded as n)

•  
•  
•

**Table 11.50.11.2\*(j-1) – Standard information field – G.992.3 Annex M submode PSD shape NPar(3) coding – Octet 2\*(j-1)+1**

Bits							G.992.3 Annex M submode PSD shape NPar(3)s – Octet 2*(j-1)+1	
8	7	6	5	4	3	2	1	
x	x	x	x	x	x	x	x	Tone index n (bit 6 to 1, coded as n-1)

NOTE – j is the number of subcarrier indices used to specify the spectral shape.

**Table 11.50.11.2\*(j-1)+1 – Standard information field – G.992.3 Annex M  
submode PSD shape NPar(3) coding – Octet 2\*(j-1)+2**

8		7		6		5		4		3		2		1	
G.992.3 Annex M submode PSD shape NPar(3)s – Octet 2*(j-1)+2															
x	x	x	x	x	x	x	x	x	x	x	x	x	x	x	x
PSD at this tone index n (bit 6 to 1, coded as n)															
NOTE – j is the number of subcarrier indices used to specify the spectral shape.															

**Table 11.50.13 – Standard information field – G.992.3 Annex M  
downstream STM TPS-TC #0 NPar(3) coding – Octet 1**

8		7		6		5		4		3		2		1	
G.992.3 Annex M downstream STM TPS-TC #0 NPar(3)s – Octet 1															
x	x	x	x	x	x	x	x	x	x	x	x	x	x	x	x
Net_min (minimum net data rate, bits 12 to 7)															

**Table 11.50.13.1 – Standard information field – G.992.3 Annex M  
downstream STM TPS-TC #0 NPar(3) coding – Octet 2**

8		7		6		5		4		3		2		1	
G.992.3 Annex M downstream STM TPS-TC #0 NPar(3)s – Octet 2															
x	x	x	x	x	x	x	x	x	x	x	x	x	x	x	x
Net_min (minimum net data rate, bits 6 to 1)															

**Table 11.50.13.2 – Standard information field – G.992.3 Annex M  
downstream STM TPS-TC #0 NPar(3) coding – Octet 3**

8		7		6		5		4		3		2		1	
G.992.3 Annex M downstream STM TPS-TC #0 NPar(3)s – Octet 3															
x	x	x	x	x	x	x	x	x	x	x	x	x	x	x	x
Net_max (maximum net data rate, bits 12 to 7)															

**Table 11.50.13.3 – Standard information field – G.992.3 Annex M  
downstream STM TPS-TC #0 NPar(3) coding – Octet 4**

8		7		6		5		4		3		2		1	
G.992.3 Annex M downstream STM TPS-TC #0 NPar(3)s – Octet 4															
x	x	x	x	x	x	x	x	x	x	x	x	x	x	x	x
Net_max (maximum net data rate, bits 6 to 1)															

**Table 11.50.13.4 – Standard information field – G.992.3 Annex M  
downstream STM TPS-TC #0 NPar(3) coding – Octet 5**

8		7		6		5		4		3		2		1	
G.992.3 Annex M downstream STM TPS-TC #0 NPar(3)s – Octet 5															
x	x	x	x	x	x	x	x	x	x	x	x	x	x	x	x
Net_reserve (minimum reserved net data rate, bits 12 to 7)															

**Table 11.50.13.5 – Standard information field – G.992.3 Annex M  
downstream STM TPS-TC #0 NPar(3) coding – Octet 6**

8		7		6		5		4		3		2		1	
G.992.3 Annex M downstream STM TPS-TC #0 NPar(3)s – Octet 6															
x	x	x	x	x	x	x	x	x	x	x	x	x	x	x	x
Net_reserve (minimum reserved net data rate, bits 6 to 1)															

**Table 11.50.13.6 – Standard information field – G.992.3 Annex M downstream STM TPS-TC #0 NPar(3) coding – Octet 7**

8 7		Bits						
		6	5	4	3	2	1	
x	x	x	x	x	x	x	x	G.992.3 Annex M downstream STM TPS-TC #0 NPar(3)s – Octet 7
x	x	x	x	x	x	x	x	Delay_max (maximum delay) (n milliseconds, n = 0 to 63)

**Table 11.50.13.7 – Standard information field – G.992.3 Annex M downstream STM TPS-TC #0 NPar(3) coding – Octet 8**

8 7		Bits						
		6	5	4	3	2	1	
x	x					x	x	G.992.3 Annex M downstream STM TPS-TC #0 NPar(3)s – Octet 8
x	x			x	x			Error_max (maximum bit error ratio)
x	x							INP_min (minimum impulse noise protection) (bits 2 and 1)
x	x		x					Reserved for allocation by ITU-T
x	x	x						Reserved for allocation by ITU-T

**Table 11.50.13.8 – Standard information field – G.992.3 Annex M downstream STM TPS-TC #0 NPar(3) coding – Octet 9**

8 7		Bits						
		6	5	4	3	2	1	
x	x	x	x	x	x	x	x	G.992.3 Annex M downstream STM TPS-TC #0 NPar(3)s – Octet 9
x	x	x	x	x	x	x	x	INP_min (minimum impulse noise protection) (bits 8 to 3)

**Table 11.50.13.9 – Standard information field – G.992.3 Annex M downstream STM TPS-TC #0 NPar(3) coding – Octet 10**

8 7		Bits						
		6	5	4	3	2	1	
x	x	x	x	x	x	x	1	G.992.3 Annex M downstream STM TPS-TC #0 NPar(3)s – Octet 10
x	x	x	x	x	x	1	x	CIpolicy ZERO
x	x	x	x	x	1	x	x	CIpolicy ONE
x	x	x	x	1	x	x	x	Reserved for allocation by ITU-T
x	x	x	x	1	x	x	x	Reserved for allocation by ITU-T
x	x	x	1	x	x	x	x	Reserved for allocation by ITU-T
x	x	1	x	x	x	x	x	Reserved for allocation by ITU-T
x	x	0	0	0	0	0	0	No parameters in this octet

**Table 11.50.14 – Standard information field – G.992.3 Annex M upstream STM TPS-TC #0 NPar(3) coding – Octet 1**

8 7		Bits						
		6	5	4	3	2	1	
x	x	x	x	x	x	x	x	G.992.3 Annex M upstream STM TPS-TC #0 NPar(3)s – Octet 1
x	x	x	x	x	x	x	x	Net_min (minimum net data rate, bits 12 to 7)

**Table 11.50.14.1 – Standard information field – G.992.3 Annex M upstream STM TPS-TC #0 NPar(3) coding – Octet 2**

8 7		Bits						
		6	5	4	3	2	1	
x	x	x	x	x	x	x	x	G.992.3 Annex M upstream STM TPS-TC #0 NPar(3)s – Octet 2
x	x	x	x	x	x	x	x	Net_min (minimum net data rate, bits 6 to 1)

**Table 11.50.14.2 – Standard information field – G.992.3 Annex M  
upstream STM TPS-TC #0 NPar(3) coding – Octet 3**

		Bits						
8	7	6	5	4	3	2	1	
x	x	x	x	x	x	x	x	Net_max (maximum net data rate, bits 12 to 7)

**Table 11.50.14.3 – Standard information field – G.992.3 Annex M  
upstream STM TPS-TC #0 NPar(3) coding – Octet 4**

		Bits						
8	7	6	5	4	3	2	1	
x	x	x	x	x	x	x	x	Net_max (maximum net data rate, bits 6 to 1)

**Table 11.50.14.4 – Standard information field – G.992.3 Annex M  
upstream STM TPS-TC #0 NPar(3) coding – Octet 5**

		Bits						
8	7	6	5	4	3	2	1	
x	x	x	x	x	x	x	x	Net_reserve (minimum reserved net data rate, bits 12 to 7)

**Table 11.50.14.5 – Standard information field – G.992.3 Annex M  
upstream STM TPS-TC #0 NPar(3) coding – Octet 6**

		Bits						
8	7	6	5	4	3	2	1	
x	x	x	x	x	x	x	x	Net_reserve (minimum reserved net data rate, bits 6 to 1)

**Table 11.50.14.6 – Standard information field – G.992.3 Annex M  
upstream STM TPS-TC #0 NPar(3) coding – Octet 7**

		Bits						
8	7	6	5	4	3	2	1	
x	x	x	x	x	x	x	x	Delay_max (maximum delay) (n milliseconds, n = 0 to 63)

**Table 11.50.14.7 – Standard information field – G.992.3 Annex M  
upstream STM TPS-TC #0 NPar(3) coding – Octet 8**

		Bits						
8	7	6	5	4	3	2	1	
x	x					x	x	Error_max (maximum bit error ratio)
x	x			x	x			INP_min (minimum impulse noise protection) (bits 2 and 1)
x	x		x					Reserved for allocation by ITU-T
x	x	x						Reserved for allocation by ITU-T

**Table 11.50.14.8 – Standard information field – G.992.3 Annex M  
upstream STM TPS-TC #0 NPar(3) coding – Octet 9**

		Bits						
8	7	6	5	4	3	2	1	
x	x	x	x	x	x	x	x	INP_min (minimum impulse noise protection) (bits 8 to 3)

**Table 11.50.14.9 – Standard information field – G.992.3 Annex M  
upstream STM TPS-TC #0 NPar(3) coding – Octet 10**

		Bits						
8	7	6	5	4	3	2	1	
x	x	x	x	x	x	x	1	CIpolicy ZERO
x	x	x	x	x	x	1	x	CIpolicy ONE
x	x	x	x	x	1	x	x	Reserved for allocation by ITU-T
x	x	x	x	1	x	x	x	Reserved for allocation by ITU-T
x	x	x	1	x	x	x	x	Reserved for allocation by ITU-T
x	x	1	x	x	x	x	x	Reserved for allocation by ITU-T
x	x	0	0	0	0	0	0	No parameters in this octet

**Table 11.50.15 – Standard information field – G.992.3 Annex M  
downstream ATM TPS-TC #0 NPar(3) coding – Octet 1**

		Bits						
8	7	6	5	4	3	2	1	
x	x	x	x	x	x	x	x	Net_min (minimum net data rate, bits 12 to 7)

**Table 11.50.15.1 – Standard information field – G.992.3 Annex M  
downstream ATM TPS-TC #0 NPar(3) coding – Octet 2**

		Bits						
8	7	6	5	4	3	2	1	
x	x	x	x	x	x	x	x	Net_min (minimum net data rate, bits 6 to 1)

**Table 11.50.15.2 – Standard information field – G.992.3 Annex M  
downstream ATM TPS-TC #0 NPar(3) coding – Octet 3**

		Bits						
8	7	6	5	4	3	2	1	
x	x	x	x	x	x	x	x	Net_max (maximum net data rate, bits 12 to 7)

**Table 11.50.15.3 – Standard information field – G.992.3 Annex M  
downstream ATM TPS-TC #0 NPar(3) coding – Octet 4**

		Bits						
8	7	6	5	4	3	2	1	
x	x	x	x	x	x	x	x	Net_max (maximum net data rate, bits 6 to 1)

**Table 11.50.15.4 – Standard information field – G.992.3 Annex M  
downstream ATM TPS-TC #0 NPar(3) coding – Octet 5**

		Bits						
8	7	6	5	4	3	2	1	
x	x	x	x	x	x	x	x	Net_reserve (minimum reserved net data rate, bits 12 to 7)

**Table 11.50.15.5 – Standard information field – G.992.3 Annex M downstream ATM TPS-TC #0 NPar(3) coding – Octet 6**

		Bits						
8	7	6	5	4	3	2	1	
x	x	x	x	x	x	x	x	G.992.3 Annex M downstream ATM TPS-TC #0 NPar(3)s – Octet 6
								Net_reserve (minimum reserved net data rate, bits 6 to 1)

**Table 11.50.15.6 – Standard information field – G.992.3 Annex M downstream ATM TPS-TC #0 NPar(3) coding – Octet 7**

		Bits						
8	7	6	5	4	3	2	1	
x	x	x	x	x	x	x	x	G.992.3 Annex M downstream ATM TPS-TC #0 NPar(3)s – Octet 7
								Delay_max (maximum delay) (n milliseconds, n = 0 to 63)

**Table 11.50.15.7 – Standard information field – G.992.3 Annex M downstream ATM TPS-TC #0 NPar(3) coding – Octet 8**

		Bits						
8	7	6	5	4	3	2	1	
x	x					x	x	G.992.3 Annex M downstream ATM TPS-TC #0 NPar(3)s – Octet 8
								Error_max (maximum bit error ratio)
x	x			x	x			INP_min (minimum impulse noise protection) (bits 2 and 1)
x	x		x					Reserved for allocation by ITU-T
x	x	x						IMA_flag

**Table 11.50.15.8 – Standard information field – G.992.3 Annex M downstream ATM TPS-TC #0 NPar(3) coding – Octet 9**

		Bits						
8	7	6	5	4	3	2	1	
x	x	x	x	x	x	x	x	G.992.3 Annex M downstream ATM TPS-TC #0 NPar(3)s – Octet 9
								INP_min (minimum impulse noise protection) (bits 8 to 3)

**Table 11.50.15.9 – Standard information field – G.992.3 Annex M downstream ATM TPS-TC #0 NPar(3) coding – Octet 10**

		Bits						
8	7	6	5	4	3	2	1	
x	x	x	x	x	x	x	1	G.992.3 Annex M downstream ATM TPS-TC #0 NPar(3)s – Octet 10
								Cipolicy ZERO
x	x	x	x	x	x	1	x	Cipolicy ONE
x	x	x	x	x	1	x	x	Reserved for allocation by ITU-T
x	x	x	x	1	x	x	x	Reserved for allocation by ITU-T
x	x	x	1	x	x	x	x	Reserved for allocation by ITU-T
x	x	1	x	x	x	x	x	Reserved for allocation by ITU-T
x	x	0	0	0	0	0	0	No parameters in this octet

**Table 11.50.16 – Standard information field – G.992.3 Annex M upstream ATM TPS-TC #0 NPar(3) coding – Octet 1**

		Bits						
8	7	6	5	4	3	2	1	
x	x	x	x	x	x	x	x	G.992.3 Annex M upstream ATM TPS-TC #0 NPar(3)s – Octet 1
								Net_min (minimum net data rate, bits 12 to 7)

**Table 11.50.16.1 – Standard information field – G.992.3 Annex M upstream ATM TPS-TC #0 NPar(3) coding – Octet 2**

8		7		Bits							
				6	5	4	3	2	1		
x	x	x	x	x	x	x	x	x	x	Net_min (minimum net data rate, bits 6 to 1)	

**Table 11.50.16.2 – Standard information field – G.992.3 Annex M upstream ATM TPS-TC #0 NPar(3) coding – Octet 3**

8		7		Bits							
				6	5	4	3	2	1		
x	x	x	x	x	x	x	x	x	x	Net_max (maximum net data rate, bits 12 to 7)	

**Table 11.50.16.3 – Standard information field – G.992.3 Annex M upstream ATM TPS-TC #0 NPar(3) coding – Octet 4**

8		7		Bits							
				6	5	4	3	2	1		
x	x	x	x	x	x	x	x	x	x	Net_max (maximum net data rate, bits 6 to 1)	

**Table 11.50.16.4 – Standard information field – G.992.3 Annex M upstream ATM TPS-TC #0 NPar(3) coding – Octet 5**

8		7		Bits							
				6	5	4	3	2	1		
x	x	x	x	x	x	x	x	x	x	Net_reserve (minimum reserved net data rate, bits 12 to 7)	

**Table 11.50.16.5 – Standard information field – G.992.3 Annex M upstream ATM TPS-TC #0 NPar(3) coding – Octet 6**

8		7		Bits							
				6	5	4	3	2	1		
x	x	x	x	x	x	x	x	x	x	Net_reserve (minimum reserved net data rate, bits 6 to 1)	

**Table 11.50.16.6 – Standard information field – G.992.3 Annex M upstream ATM TPS-TC #0 NPar(3) coding – Octet 7**

8		7		Bits							
				6	5	4	3	2	1		
x	x	x	x	x	x	x	x	x	x	Delay_max (maximum delay) (n milliseconds, n = 0 to 63)	

**Table 11.50.16.7 – Standard information field – G.992.3 Annex M upstream ATM TPS-TC #0 NPar(3) coding – Octet 8**

8		7		Bits							
				6	5	4	3	2	1		
x	x							x	x	Error_max (maximum bit error ratio)	
x	x					x	x			INP_min (minimum impulse noise protection) (bits 2 and 1)	
x	x			x						Reserved for allocation by ITU-T	
x	x	x								IMA_flag	

**Table 11.50.16.8 – Standard information field – G.992.3 Annex M  
upstream ATM TPS-TC #0 NPar(3) coding – Octet 9**

		Bits						
8	7	6	5	4	3	2	1	
x	x	x	x	x	x	x	x	G.992.3 Annex M upstream ATM TPS-TC #0 NPar(3)s – Octet 9
								INP_min (minimum impulse noise protection) (bits 8 to 3)

**Table 11.50.16.9 – Standard information field – G.992.3 Annex M  
upstream ATM TPS-TC #0 NPar(3) coding – Octet 10**

		Bits						
8	7	6	5	4	3	2	1	
x	x	x	x	x	x	x	1	G.992.3 Annex M upstream ATM TPS-TC #0 NPar(3)s – Octet 10
								CIpolicy ZERO
								CIpolicy ONE
								Reserved for allocation by ITU-T
								Reserved for allocation by ITU-T
								Reserved for allocation by ITU-T
								Reserved for allocation by ITU-T
								No parameters in this octet

**Table 11.50.17 – Standard information field – G.992.3 Annex M  
downstream PTM TPS-TC #0 NPar(3) coding – Octet 1**

		Bits						
8	7	6	5	4	3	2	1	
x	x	x	x	x	x	x	x	G.992.3 Annex M downstream PTM TPS-TC #0 NPar(3)s – Octet 1
								Net_min (minimum net data rate, bits 12 to 7)

**Table 11.50.17.1 – Standard information field – G.992.3 Annex M  
downstream PTM TPS-TC #0 NPar(3) coding – Octet 2**

		Bits						
8	7	6	5	4	3	2	1	
x	x	x	x	x	x	x	x	G.992.3 Annex M downstream PTM TPS-TC #0 NPar(3)s – Octet 2
								Net_min (minimum net data rate, bits 6 to 1)

**Table 11.50.17.2 – Standard information field – G.992.3 Annex M  
downstream PTM TPS-TC #0 NPar(3) coding – Octet 3**

		Bits						
8	7	6	5	4	3	2	1	
x	x	x	x	x	x	x	x	G.992.3 Annex M downstream PTM TPS-TC #0 NPar(3)s – Octet 3
								Net_max (maximum net data rate, bits 12 to 7)

**Table 11.50.17.3 – Standard information field – G.992.3 Annex M  
downstream PTM TPS-TC #0 NPar(3) coding – Octet 4**

		Bits						
8	7	6	5	4	3	2	1	
x	x	x	x	x	x	x	x	G.992.3 Annex M downstream PTM TPS-TC #0 NPar(3)s – Octet 4
								Net_max (maximum net data rate, bits 6 to 1)



**Table 11.50.17.4 – Standard information field – G.992.3 Annex M downstream PTM TPS-TC #0 NPar(3) coding – Octet 5**

		Bits						
8	7	6	5	4	3	2	1	
x	x	x	x	x	x	x	x	Net_reserve (minimum reserved net data rate, bits 12 to 7)

**Table 11.50.17.5 – Standard information field – G.992.3 Annex M downstream PTM TPS-TC #0 NPar(3) coding – Octet 6**

		Bits						
8	7	6	5	4	3	2	1	
x	x	x	x	x	x	x	x	Net_reserve (minimum reserved net data rate, bits 6 to 1)

**Table 11.50.17.6 – Standard information field – G.992.3 Annex M downstream PTM TPS-TC #0 NPar(3) coding – Octet 7**

		Bits						
8	7	6	5	4	3	2	1	
x	x	x	x	x	x	x	x	Delay_max (maximum delay) (n milliseconds, n = 0 to 63)

**Table 11.50.17.7 – Standard information field – G.992.3 Annex M downstream PTM TPS-TC #0 NPar(3) coding – Octet 8**

		Bits						
8	7	6	5	4	3	2	1	
x	x					x	x	Error_max (maximum bit error ratio)
x	x			x	x			INP_min (minimum impulse noise protection) (bits 2 and 1)
x	x		x					Reserved for allocation by ITU-T
x	x	x						Reserved for allocation by ITU-T

**Table 11.50.17.8 – Standard information field – G.992.3 Annex M downstream PTM TPS-TC #0 NPar(3) coding – Octet 9**

		Bits						
8	7	6	5	4	3	2	1	
x	x	x	x	x	x	x	x	INP_min (minimum impulse noise protection) (bits 8 to 3)

**Table 11.50.17.9 – Standard information field – G.992.3 Annex M downstream PTM TPS-TC #0 NPar(3) coding – Octet 10**

		Bits						
8	7	6	5	4	3	2	1	
x	x	x	x	x	x	x	1	HDLC encapsulation
x	x	x	x	x	x	1	x	Reserved by ITU-T
x	x	x	x	x	1	x	x	Reserved by ITU-T
x	x	x	x	1	x	x	x	64/65-octet encapsulation with short packets
x	x	x	1	x	x	x	x	64/65-octet encapsulation with pre-emption
x	x	1	x	x	x	x	x	64/65-octet encapsulation supported

**Table 11.50.17.10 – Standard information field – G.992.3 Annex M  
downstream PTM TPS-TC #0 NPar(3) coding – Octet 11**

		Bits						
8	7	6	5	4	3	2	1	
x	x	x	x	x	x	x	1	CIpolicy ZERO
x	x	x	x	x	x	1	x	CIpolicy ONE
x	x	x	x	x	1	x	x	Reserved for allocation by ITU-T
x	x	x	x	1	x	x	x	Reserved for allocation by ITU-T
x	x	x	1	x	x	x	x	Reserved for allocation by ITU-T
x	x	1	x	x	x	x	x	Reserved for allocation by ITU-T
x	x	0	0	0	0	0	0	No parameters in this octet

**Table 11.50.18 – Standard information field – G.992.3 Annex M  
upstream PTM TPS-TC #0 NPar(3) coding – Octet 1**

		Bits						
8	7	6	5	4	3	2	1	
x	x	x	x	x	x	x	x	Net_min (minimum net data rate, bits 12 to 7)

**Table 11.50.18.1 – Standard information field – G.992.3 Annex M  
upstream PTM TPS-TC #0 NPar(3) coding – Octet 2**

		Bits						
8	7	6	5	4	3	2	1	
x	x	x	x	x	x	x	x	Net_min (minimum net data rate, bits 6 to 1)

**Table 11.50.18.2 – Standard information field – G.992.3 Annex M  
upstream PTM TPS-TC #0 NPar(3) coding – Octet 3**

		Bits						
8	7	6	5	4	3	2	1	
x	x	x	x	x	x	x	x	Net_max (maximum net data rate, bits 12 to 7)

**Table 11.50.18.3 – Standard information field – G.992.3 Annex M  
upstream PTM TPS-TC #0 NPar(3) coding – Octet 4**

		Bits						
8	7	6	5	4	3	2	1	
x	x	x	x	x	x	x	x	Net_max (maximum net data rate, bits 6 to 1)

**Table 11.50.18.4 – Standard information field – G.992.3 Annex M  
upstream PTM TPS-TC #0 NPar(3) coding – Octet 5**

		Bits						
8	7	6	5	4	3	2	1	
x	x	x	x	x	x	x	x	Net_reserve (minimum reserved net data rate, bits 12 to 7)

**Table 11.50.18.5 – Standard information field – G.992.3 Annex M upstream PTM TPS-TC #0 NPar(3) coding – Octet 6**

		Bits						
8	7	6	5	4	3	2	1	
x	x	x	x	x	x	x	x	Net_reserve (minimum reserved net data rate, bits 6 to 1)

**Table 11.50.18.6 – Standard information field – G.992.3 Annex M upstream PTM TPS-TC #0 NPar(3) coding – Octet 7**

		Bits						
8	7	6	5	4	3	2	1	
x	x	x	x	x	x	x	x	Delay_max (maximum delay) (n milliseconds, n = 0 to 63)

**Table 11.50.18.7 – Standard information field – G.992.3 Annex M upstream PTM TPS-TC #0 NPar(3) coding – Octet 8**

		Bits						
8	7	6	5	4	3	2	1	
x	x					x	x	Error_max (maximum bit error ratio)
x	x			x	x			INP_min (minimum impulse noise protection) (bits 2 and 1)
x	x		x					Reserved for allocation by ITU-T
x	x	x						Reserved for allocation by ITU-T

**Table 11.50.18.8 – Standard information field – G.992.3 Annex M upstream PTM TPS-TC #0 NPar(3) coding – Octet 9**

		Bits						
8	7	6	5	4	3	2	1	
x	x	x	x	x	x	x	x	INP_min (minimum impulse noise protection) (bits 8 to 3)

**Table 11.50.18.9 – Standard information field – G.992.3 Annex M upstream PTM TPS-TC #0 NPar(3) coding – Octet 10**

		Bits						
8	7	6	5	4	3	2	1	
x	x	x	x	x	x	x	1	HDLC encapsulation
x	x	x	x	x	x	1	x	Reserved by ITU-T
x	x	x	x	x	1	x	x	Reserved by ITU-T
x	x	x	x	1	x	x	x	64/65-octet encapsulation with short packets
x	x	x	1	x	x	x	x	64/65-octet encapsulation with pre-emption
x	x	1	x	x	x	x	x	64/65-octet encapsulation supported

**Table 11.50.18.10 – Standard information field – G.992.3 Annex M  
upstream PTM TPS-TC #0 NPar(3) coding – Octet 11**

		Bits						
8	7	6	5	4	3	2	1	
x	x	x	x	x	x	x	1	CIpolicy ZERO
x	x	x	x	x	x	1	x	CIpolicy ONE
x	x	x	x	x	1	x	x	Reserved for allocation by ITU-T
x	x	x	x	1	x	x	x	Reserved for allocation by ITU-T
x	x	x	1	x	x	x	x	Reserved for allocation by ITU-T
x	x	1	x	x	x	x	x	Reserved for allocation by ITU-T
x	x	0	0	0	0	0	0	No parameters in this octet

**Table 11.50.19 – Standard information field – G.992.3 Annex M  
downstream PMS-TC latency path #0 NPar(3) coding – Octet 1**

		Bits						
8	7	6	5	4	3	2	1	
x	x	x	x	x	x	x	x	Net_max (maximum net data rate, bits 12 to 7)

**Table 11.50.19.1 – Standard information field – G.992.3 Annex M  
downstream PMS-TC latency path #0 NPar(3) coding – Octet 2**

		Bits						
8	7	6	5	4	3	2	1	
x	x	x	x	x	x	x	x	Net_max (maximum net data rate, bits 6 to 1)

**Table 11.50.19.2 – Standard information field – G.992.3 Annex M  
downstream PMS-TC latency path #0 NPar(3) coding – Octet 3**

		Bits						
8	7	6	5	4	3	2	1	
x	x			x	x	x	x	$S_{0\ min}$ value
x	x	x	x					Reserved for allocation by ITU-T

**Table 11.50.19.3 – Standard information field – G.992.3 Annex M  
downstream PMS-TC latency path #0 NPar(3) coding – Octet 4**

		Bits						
8	7	6	5	4	3	2	1	
x	x	x	x	x	x	x	1	$D_0$ value of 96 is supported
x	x	x	x	x	x	1	x	$D_0$ value of 128 is supported
x	x	x	x	x	1	x	x	$D_0$ value of 160 is supported
x	x	x	x	1	x	x	x	$D_0$ value of 192 is supported
x	x	x	1	x	x	x	x	$D_0$ value of 224 is supported
x	x	1	x	x	x	x	x	$D_0$ value of 256 is supported
x	x	0	0	0	0	0	0	No parameters in this octet

**Table 11.50.19.4 – Standard information field – G.992.3 Annex M downstream PMS-TC latency path #0 NPar(3) coding – Octet 5**

		Bits						
8	7	6	5	4	3	2	1	
x	x	x	x	x	x	x	1	D <sub>0</sub> value of 288 is supported
x	x	x	x	x	x	1	x	D <sub>0</sub> value of 320 is supported
x	x	x	x	x	1	x	x	D <sub>0</sub> value of 352 is supported
x	x	x	x	1	x	x	x	D <sub>0</sub> value of 384 is supported
x	x	x	1	x	x	x	x	D <sub>0</sub> value of 416 is supported
x	x	1	x	x	x	x	x	D <sub>0</sub> value of 448 is supported
x	x	0	0	0	0	0	0	No parameters in this octet

**Table 11.50.19.5 – Standard information field – G.992.3 Annex M downstream PMS-TC latency path #0 NPar(3) coding – Octet 6**

		Bits						
8	7	6	5	4	3	2	1	
x	x	x	x	x	x	x	1	D <sub>0</sub> value of 480 is supported
x	x	x	x	x	x	1	x	D <sub>0</sub> value of 511 is supported
x	x	x	x	x	1	x	x	Reserved for allocation by ITU-T
x	x	x	x	1	x	x	x	Reserved for allocation by ITU-T
x	x	x	1	x	x	x	x	Reserved for allocation by ITU-T
x	x	1	x	x	x	x	x	Reserved for allocation by ITU-T
x	x	0	0	0	0	0	0	No parameters in this octet

**Table 11.50.20 – Standard information field – G.992.3 Annex M upstream PMS-TC latency path #0 NPar(3) coding – Octet 1**

		Bits						
8	7	6	5	4	3	2	1	
x	x	x	x	x	x	x	x	Net_max (maximum net data rate, bits 12 to 7)

**Table 11.50.20.1 – Standard information field – G.992.3 Annex M upstream PMS-TC latency path #0 NPar(3) coding – Octet 2**

		Bits						
8	7	6	5	4	3	2	1	
x	x	x	x	x	x	x	x	Net_max (maximum net data rate, bits 6 to 1)

**Table 11.50.25 – Standard information field – G.992.3 Annex M downstream STM TPS-TC #1 NPar(3) coding – Octet 1**

		Bits						
8	7	6	5	4	3	2	1	
x	x	x	x	x	x	x	x	Net_min (minimum net data rate, bits 12 to 7)

**Table 11.50.25.1 – Standard information field – G.992.3 Annex M  
downstream STM TPS-TC #1 NPar(3) coding – Octet 2**

		Bits						
8	7	6	5	4	3	2	1	
x	x	x	x	x	x	x	x	G.992.3 Annex M downstream STM TPS-TC #1 NPar(3)s – Octet 2
								Net_min (minimum net data rate, bits 6 to 1)

**Table 11.50.25.2 – Standard information field – G.992.3 Annex M  
downstream STM TPS-TC #1 NPar(3) coding – Octet 3**

		Bits						
8	7	6	5	4	3	2	1	
x	x	x	x	x	x	x	x	G.992.3 Annex M downstream STM TPS-TC #1 NPar(3)s – Octet 3
								Net_max (maximum net data rate, bits 12 to 7)

**Table 11.50.25.3 – Standard information field – G.992.3 Annex M  
downstream STM TPS-TC #1 NPar(3) coding – Octet 4**

		Bits						
8	7	6	5	4	3	2	1	
x	x	x	x	x	x	x	x	G.992.3 Annex M downstream STM TPS-TC #1 NPar(3)s – Octet 4
								Net_max (maximum net data rate, bits 6 to 1)

**Table 11.50.25.4 – Standard information field – G.992.3 Annex M  
downstream STM TPS-TC #1 NPar(3) coding – Octet 5**

		Bits						
8	7	6	5	4	3	2	1	
x	x	x	x	x	x	x	x	G.992.3 Annex M downstream STM TPS-TC #1 NPar(3)s – Octet 5
								Net_reserve (minimum reserved net data rate, bits 12 to 7)

**Table 11.50.25.5 – Standard information field – G.992.3 Annex M  
downstream STM TPS-TC #1 NPar(3) coding – Octet 6**

		Bits						
8	7	6	5	4	3	2	1	
x	x	x	x	x	x	x	x	G.992.3 Annex M downstream STM TPS-TC #1 NPar(3)s – Octet 6
								Net_reserve (minimum reserved net data rate, bits 6 to 1)

**Table 11.50.25.6 – Standard information field – G.992.3 Annex M  
downstream STM TPS-TC #1 NPar(3) coding – Octet 7**

		Bits						
8	7	6	5	4	3	2	1	
x	x	x	x	x	x	x	x	G.992.3 Annex M downstream STM TPS-TC #1 NPar(3)s – Octet 7
								Delay_max (maximum delay) (n milliseconds, n = 0 to 63)

**Table 11.50.25.7 – Standard information field – G.992.3 Annex M  
downstream STM TPS-TC #1 NPar(3) coding – Octet 8**

		Bits						
8	7	6	5	4	3	2	1	
x	x					x	x	G.992.3 Annex M downstream STM TPS-TC #1 NPar(3)s – Octet 8
								Error_max (maximum bit error ratio)
x	x			x	x			INP_min (minimum impulse noise protection) (bits 2 and 1)
x	x		x					Reserved for allocation by ITU-T
x	x	x						Reserved for allocation by ITU-T

**Table 11.50.25.8 – Standard information field – G.992.3 Annex M  
downstream STM TPS-TC #1 NPar(3) coding – Octet 9**

8 7		Bits					G.992.3 Annex M downstream STM TPS-TC #1 NPar(3)s – Octet 9	
8	7	6	5	4	3	2		1
x	x	x	x	x	x	x	x	INP_min (minimum impulse noise protection) (bits 8 to 3)

**Table 11.50.25.9 – Standard information field – G.992.3 Annex M  
downstream STM TPS-TC #1 NPar(3) coding – Octet 10**

8 7		Bits					G.992.3 Annex M downstream STM TPS-TC #1 NPar(3)s – Octet 10	
8	7	6	5	4	3	2		1
x	x	x	x	x	x	x	1	CIpolicy ZERO
x	x	x	x	x	x	1	x	CIpolicy ONE
x	x	x	x	x	1	x	x	Reserved for allocation by ITU-T
x	x	x	x	1	x	x	x	Reserved for allocation by ITU-T
x	x	x	1	x	x	x	x	Reserved for allocation by ITU-T
x	x	1	x	x	x	x	x	Reserved for allocation by ITU-T
x	x	0	0	0	0	0	0	No parameters in this octet

**Table 11.50.26 – Standard information field – G.992.3 Annex M  
upstream STM TPS-TC #1 NPar(3) coding – Octet 1**

8 7		Bits					G.992.3 Annex M upstream STM TPS-TC #1 NPar(3)s – Octet 1	
8	7	6	5	4	3	2		1
x	x	x	x	x	x	x	x	Net_min (minimum net data rate, bits 12 to 7)

**Table 11.50.26.1 – Standard information field – G.992.3 Annex M  
upstream STM TPS-TC #1 NPar(3) coding – Octet 2**

8 7		Bits					G.992.3 Annex M upstream STM TPS-TC #1 NPar(3)s – Octet 2	
8	7	6	5	4	3	2		1
x	x	x	x	x	x	x	x	Net_min (minimum net data rate, bits 6 to 1)

**Table 11.50.26.2 – Standard information field – G.992.3 Annex M  
upstream STM TPS-TC #1 NPar(3) coding – Octet 3**

8 7		Bits					G.992.3 Annex M upstream STM TPS-TC #1 NPar(3)s – Octet 3	
8	7	6	5	4	3	2		1
x	x	x	x	x	x	x	x	Net_max (maximum net data rate, bits 12 to 7)

**Table 11.50.26.3 – Standard information field – G.992.3 Annex M  
upstream STM TPS-TC #1 NPar(3) coding – Octet 4**

8 7		Bits					G.992.3 Annex M upstream STM TPS-TC #1 NPar(3)s – Octet 4	
8	7	6	5	4	3	2		1
x	x	x	x	x	x	x	x	Net_max (maximum net data rate, bits 6 to 1)

**Table 11.50.26.4 – Standard information field – G.992.3 Annex M  
upstream STM TPS-TC #1 NPar(3) coding – Octet 5**

		Bits						
8	7	6	5	4	3	2	1	
x	x	x	x	x	x	x	x	Net_reserve (minimum reserved net data rate, bits 12 to 7)

**Table 11.50.26.5 – Standard information field – G.992.3 Annex M  
upstream STM TPS-TC #1 NPar(3) coding – Octet 6**

		Bits						
8	7	6	5	4	3	2	1	
x	x	x	x	x	x	x	x	Net_reserve (minimum reserved net data rate, bits 6 to 1)

**Table 11.50.26.6 – Standard information field – G.992.3 Annex M  
upstream STM TPS-TC #1 NPar(3) coding – Octet 7**

		Bits						
8	7	6	5	4	3	2	1	
x	x	x	x	x	x	x	x	Delay_max (maximum delay) (n milliseconds, n = 0 to 63)

**Table 11.50.26.7 – Standard information field – G.992.3 Annex M  
upstream STM TPS-TC #1 NPar(3) coding – Octet 8**

		Bits						
8	7	6	5	4	3	2	1	
x	x					x	x	Error_max (maximum bit error ratio)
x	x			x	x			INP_min (minimum impulse noise protection) (bits 2 and 1)
x	x		x					Reserved for allocation by ITU-T
x	x	x						Reserved for allocation by ITU-T

**Table 11.50.26.8 – Standard information field – G.992.3 Annex M  
upstream STM TPS-TC #1 NPar(3) coding – Octet 9**

		Bits						
8	7	6	5	4	3	2	1	
x	x	x	x	x	x	x	x	INP_min (minimum impulse noise protection) (bits 8 to 3)

**Table 11.50.26.9 – Standard information field – G.992.3 Annex M  
upstream STM TPS-TC #1 NPar(3) coding – Octet 10**

		Bits						
8	7	6	5	4	3	2	1	
x	x	x	x	x	x	x	1	CIpolicy ZERO
x	x	x	x	x	x	1	x	CIpolicy ONE
x	x	x	x	x	1	x	x	Reserved for allocation by ITU-T
x	x	x	x	1	x	x	x	Reserved for allocation by ITU-T
x	x	x	1	x	x	x	x	Reserved for allocation by ITU-T
x	x	1	x	x	x	x	x	Reserved for allocation by ITU-T
x	x	0	0	0	0	0	0	No parameters in this octet



**Table 11.50.27 – Standard information field – G.992.3 Annex M  
downstream ATM TPS-TC #1 NPar(3) coding – Octet 1**

8		7		Bits							
				6	5	4	3	2	1		
x	x	x	x	x	x	x	x	x	x	G.992.3 Annex M downstream ATM TPS-TC #1 NPar(3)s – Octet 1	
Net_min (minimum net data rate, bits 12 to 7)											

**Table 11.50.27.1 – Standard information field – G.992.3 Annex M  
downstream ATM TPS-TC #1 NPar(3) coding – Octet 2**

8		7		Bits							
				6	5	4	3	2	1		
x	x	x	x	x	x	x	x	x	x	G.992.3 Annex M downstream ATM TPS-TC #1 NPar(3)s – Octet 2	
Net_min (minimum net data rate, bits 6 to 1)											

**Table 11.50.27.2 – Standard information field – G.992.3 Annex M  
downstream ATM TPS-TC #1 NPar(3) coding – Octet 3**

8		7		Bits							
				6	5	4	3	2	1		
x	x	x	x	x	x	x	x	x	x	G.992.3 Annex M downstream ATM TPS-TC #1 NPar(3)s – Octet 3	
Net_max (maximum net data rate, bits 12 to 7)											

**Table 11.50.27.3 – Standard information field – G.992.3 Annex M  
downstream ATM TPS-TC #1 NPar(3) coding – Octet 4**

8		7		Bits							
				6	5	4	3	2	1		
x	x	x	x	x	x	x	x	x	x	G.992.3 Annex M downstream ATM TPS-TC #1 NPar(3)s – Octet 4	
Net_max (maximum net data rate, bits 6 to 1)											

**Table 11.50.27.4 – Standard information field – G.992.3 Annex M  
downstream ATM TPS-TC #1 NPar(3) coding – Octet 5**

8		7		Bits							
				6	5	4	3	2	1		
x	x	x	x	x	x	x	x	x	x	G.992.3 Annex M downstream ATM TPS-TC #1 NPar(3)s – Octet 5	
Net_reserve (minimum reserved net data rate, bits 12 to 7)											

**Table 11.50.27.5 – Standard information field – G.992.3 Annex M  
downstream ATM TPS-TC #1 NPar(3) coding – Octet 6**

8		7		Bits							
				6	5	4	3	2	1		
x	x	x	x	x	x	x	x	x	x	G.992.3 Annex M downstream ATM TPS-TC #1 NPar(3)s – Octet 6	
Net_reserve (minimum reserved net data rate, bits 6 to 1)											

**Table 11.50.27.6 – Standard information field – G.992.3 Annex M  
downstream ATM TPS-TC #1 NPar(3) coding – Octet 7**

8		7		Bits							
				6	5	4	3	2	1		
x	x	x	x	x	x	x	x	x	x	G.992.3 Annex M downstream ATM TPS-TC #1 NPar(3)s – Octet 7	
Delay_max (maximum delay) (n milliseconds, n = 0 to 63)											

**Table 11.50.27.7 – Standard information field – G.992.3 Annex M downstream ATM TPS-TC #1 NPar(3) coding – Octet 8**

		Bits						
8	7	6	5	4	3	2	1	
x	x					x	x	Error_max (maximum bit error ratio)
x	x			x	x			INP_min (minimum impulse noise protection) (bits 2 and 1)
x	x		x					Reserved for allocation by ITU-T
x	x	x						IMA_flag

**Table 11.50.27.8 – Standard information field – G.992.3 Annex M downstream ATM TPS-TC #1 NPar(3) coding – Octet 9**

		Bits						
8	7	6	5	4	3	2	1	
x	x	x	x	x	x	x	x	INP_min (minimum impulse noise protection) (bits 8 to 3)

**Table 11.50.27.9 – Standard information field – G.992.3 Annex M downstream ATM TPS-TC #1 NPar(3) coding – Octet 10**

		Bits						
8	7	6	5	4	3	2	1	
x	x	x	x	x	x	x	1	CIpolicy ZERO
x	x	x	x	x	x	1	x	CIpolicy ONE
x	x	x	x	x	1	x	x	Reserved for allocation by ITU-T
x	x	x	x	1	x	x	x	Reserved for allocation by ITU-T
x	x	x	1	x	x	x	x	Reserved for allocation by ITU-T
x	x	1	x	x	x	x	x	Reserved for allocation by ITU-T
x	x	0	0	0	0	0	0	No parameters in this octet

**Table 11.50.28 – Standard information field – G.992.3 Annex M upstream ATM TPS-TC #1 NPar(3) coding – Octet 1**

		Bits						
8	7	6	5	4	3	2	1	
x	x	x	x	x	x	x	x	Net_min (minimum net data rate, bits 12 to 7)

**Table 11.50.28.1 – Standard information field – G.992.3 Annex M upstream ATM TPS-TC #1 NPar(3) coding – Octet 2**

		Bits						
8	7	6	5	4	3	2	1	
x	x	x	x	x	x	x	x	Net_min (minimum net data rate, bits 6 to 1)

**Table 11.50.28.2 – Standard information field – G.992.3 Annex M upstream ATM TPS-TC #1 NPar(3) coding – Octet 3**

		Bits						
8	7	6	5	4	3	2	1	
x	x	x	x	x	x	x	x	Net_max (maximum net data rate, bits 12 to 7)

**Table 11.50.28.3 – Standard information field – G.992.3 Annex M  
upstream ATM TPS-TC #1 NPar(3) coding – Octet 4**

		Bits						
8	7	6	5	4	3	2	1	
x	x	x	x	x	x	x	x	Net_max (maximum net data rate, bits 6 to 1)

**Table 11.50.28.4 – Standard information field – G.992.3 Annex M  
upstream ATM TPS-TC #1 NPar(3) coding – Octet 5**

		Bits						
8	7	6	5	4	3	2	1	
x	x	x	x	x	x	x	x	Net_reserve (minimum reserved net data rate, bits 12 to 7)

**Table 11.50.28.5 – Standard information field – G.992.3 Annex M  
upstream ATM TPS-TC #1 NPar(3) coding – Octet 6**

		Bits						
8	7	6	5	4	3	2	1	
x	x	x	x	x	x	x	x	Net_reserve (minimum reserved net data rate, bits 6 to 1)

**Table 11.50.28.6 – Standard information field – G.992.3 Annex M  
upstream ATM TPS-TC #1 NPar(3) coding – Octet 7**

		Bits						
8	7	6	5	4	3	2	1	
x	x	x	x	x	x	x	x	Delay_max (maximum delay) (n milliseconds, n = 0 to 63)

**Table 11.50.28.7 – Standard information field – G.992.3 Annex M  
upstream ATM TPS-TC #1 NPar(3) coding – Octet 8**

		Bits						
8	7	6	5	4	3	2	1	
x	x					x	x	Error_max (maximum bit error ratio)
x	x			x	x			INP_min (minimum impulse noise protection) (bits 2 and 1)
x	x		x					Reserved for allocation by ITU-T
x	x	x						IMA_flag

**Table 11.50.28.8 – Standard information field – G.992.3 Annex M  
upstream ATM TPS-TC #1 NPar(3) coding – Octet 9**

		Bits						
8	7	6	5	4	3	2	1	
x	x	x	x	x	x	x	x	INP_min (minimum impulse noise protection) (bits 8 to 3)

**Table 11.50.28.9 – Standard information field – G.992.3 Annex M  
upstream ATM TPS-TC #1 NPar(3) coding – Octet 10**

		Bits						
8	7	6	5	4	3	2	1	
x	x	x	x	x	x	x	1	CIpolicy ZERO
x	x	x	x	x	x	1	x	CIpolicy ONE
x	x	x	x	x	1	x	x	Reserved for allocation by ITU-T
x	x	x	x	1	x	x	x	Reserved for allocation by ITU-T
x	x	x	1	x	x	x	x	Reserved for allocation by ITU-T
x	x	1	x	x	x	x	x	Reserved for allocation by ITU-T
x	x	0	0	0	0	0	0	No parameters in this octet

**Table 11.50.29 – Standard information field – G.992.3 Annex M  
downstream PTM TPS-TC #1 NPar(3) coding – Octet 1**

		Bits						
8	7	6	5	4	3	2	1	
x	x	x	x	x	x	x	x	Net_min (minimum net data rate, bits 12 to 7)

**Table 11.50.29.1 – Standard information field – G.992.3 Annex M  
downstream PTM TPS-TC #1 NPar(3) coding – Octet 2**

		Bits						
8	7	6	5	4	3	2	1	
x	x	x	x	x	x	x	x	Net_min (minimum net data rate, bits 6 to 1)

**Table 11.50.29.2 – Standard information field – G.992.3 Annex M  
downstream PTM TPS-TC #1 NPar(3) coding – Octet 3**

		Bits						
8	7	6	5	4	3	2	1	
x	x	x	x	x	x	x	x	Net_max (maximum net data rate, bits 12 to 7)

**Table 11.50.29.3 – Standard information field – G.992.3 Annex M  
downstream PTM TPS-TC #1 NPar(3) coding – Octet 4**

		Bits						
8	7	6	5	4	3	2	1	
x	x	x	x	x	x	x	x	Net_max (maximum net data rate, bits 6 to 1)

**Table 11.50.29.4 – Standard information field – G.992.3 Annex M  
downstream PTM TPS-TC #1 NPar(3) coding – Octet 5**

		Bits						
8	7	6	5	4	3	2	1	
x	x	x	x	x	x	x	x	Net_reserve (minimum reserved net data rate, bits 12 to 7)

**Table 11.50.29.5 – Standard information field – G.992.3 Annex M downstream PTM TPS-TC #1 NPar(3) coding – Octet 6**

		Bits						
8	7	6	5	4	3	2	1	
x	x	x	x	x	x	x	x	Net_reserve (minimum reserved net data rate, bits 6 to 1)

**Table 11.50.29.6 – Standard information field – G.992.3 Annex M downstream PTM TPS-TC #1 NPar(3) coding – Octet 7**

		Bits						
8	7	6	5	4	3	2	1	
x	x	x	x	x	x	x	x	Delay_max (maximum delay) (n milliseconds, n = 0 to 63)

**Table 11.50.29.7 – Standard information field – G.992.3 Annex M downstream PTM TPS-TC #1 NPar(3) coding – Octet 8**

		Bits						
8	7	6	5	4	3	2	1	
x	x					x	x	Error_max (maximum bit error ratio)
x	x			x	x			INP_min (minimum impulse noise protection) (bits 2 and 1)
x	x		x					Reserved for allocation by ITU-T
x	x	x						Reserved for allocation by ITU-T

**Table 11.50.29.8 – Standard information field – G.992.3 Annex M downstream PTM TPS-TC #1 NPar(3) coding – Octet 9**

		Bits						
8	7	6	5	4	3	2	1	
x	x	x	x	x	x	x	x	INP_min (minimum impulse noise protection) (bits 8 to 3)

**Table 11.50.29.9 – Standard information field – G.992.3 Annex M downstream PTM TPS-TC #1 NPar(3) coding – Octet 10**

		Bits						
8	7	6	5	4	3	2	1	
x	x	x	x	x	x	x	1	HDLC encapsulation
x	x	x	x	x	x	1	x	Reserved by ITU-T
x	x	x	x	x	1	x	x	Reserved by ITU-T
x	x	x	x	1	x	x	x	64/65-octet encapsulation with short packets
x	x	x	1	x	x	x	x	64/65-octet encapsulation with pre-emption
x	x	1	x	x	x	x	x	64/65-octet encapsulation supported

**Table 11.50.29.10 – Standard information field – G.992.3 Annex M  
downstream PTM TPS-TC #1 NPar(3) coding – Octet 11**

8 7		Bits					G.992.3 Annex M downstream PTM TPS-TC #1 NPar(3)s – Octet 11
6	5	4	3	2	1		
x	x	x	x	x	x	1	CIpolicy ZERO
x	x	x	x	x	1	x	CIpolicy ONE
x	x	x	x	1	x	x	Reserved for allocation by ITU-T
x	x	x	1	x	x	x	Reserved for allocation by ITU-T
x	x	x	1	x	x	x	Reserved for allocation by ITU-T
x	x	1	x	x	x	x	Reserved for allocation by ITU-T
x	x	0	0	0	0	0	No parameters in this octet

**Table 11.50.30 – Standard information field – G.992.3 Annex M  
upstream PTM TPS-TC #1 NPar(3) coding – Octet 1**

8 7		Bits					G.992.3 Annex M upstream PTM TPS-TC #1 NPar(3)s – Octet 1
6	5	4	3	2	1		
x	x	x	x	x	x	x	Net_min (minimum net data rate, bits 12 to 7)

**Table 11.50.30.1 – Standard information field – G.992.3 Annex M  
upstream PTM TPS-TC #1 NPar(3) coding – Octet 2**

8 7		Bits					G.992.3 Annex M upstream PTM TPS-TC #1 NPar(3)s – Octet 2
6	5	4	3	2	1		
x	x	x	x	x	x	x	Net_min (minimum net data rate, bits 6 to 1)

**Table 11.50.30.2 – Standard information field – G.992.3 Annex M  
upstream PTM TPS-TC #1 NPar(3) coding – Octet 3**

8 7		Bits					G.992.3 Annex M upstream PTM TPS-TC #1 NPar(3)s – Octet 3
6	5	4	3	2	1		
x	x	x	x	x	x	x	Net_max (maximum net data rate, bits 12 to 7)

**Table 11.50.30.3 – Standard information field – G.992.3 Annex M  
upstream PTM TPS-TC #1 NPar(3) coding – Octet 4**

8 7		Bits					G.992.3 Annex M upstream PTM TPS-TC #1 NPar(3)s – Octet 4
6	5	4	3	2	1		
x	x	x	x	x	x	x	Net_max (maximum net data rate, bits 6 to 1)

**Table 11.50.30.4 – Standard information field – G.992.3 Annex M  
upstream PTM TPS-TC #1 NPar(3) coding – Octet 5**

8 7		Bits					G.992.3 Annex M upstream PTM TPS-TC #1 NPar(3)s – Octet 5
6	5	4	3	2	1		
x	x	x	x	x	x	x	Net_reserve (minimum reserved net data rate, bits 12 to 7)

**Table 11.50.30.5 – Standard information field – G.992.3 Annex M  
upstream PTM TPS-TC #1 NPar(3) coding – Octet 6**

		Bits						
8	7	6	5	4	3	2	1	
x	x	x	x	x	x	x	x	Net_reserve (minimum reserved net data rate, bits 6 to 1)

**Table 11.50.30.6 – Standard information field – G.992.3 Annex M  
upstream PTM TPS-TC #1 NPar(3) coding – Octet 7**

		Bits						
8	7	6	5	4	3	2	1	
x	x	x	x	x	x	x	x	Delay_max (maximum delay) (n milliseconds, n = 0 to 63)

**Table 11.50.30.7 – Standard information field – G.992.3 Annex M  
upstream PTM TPS-TC #1 NPar(3) coding – Octet 8**

		Bits						
8	7	6	5	4	3	2	1	
x	x					x	x	Error_max (maximum bit error ratio)
x	x			x	x			INP_min (minimum impulse noise protection) (bits 2 and 1)
x	x		x					Reserved for allocation by ITU-T
x	x	x						Reserved for allocation by ITU-T

**Table 11.50.30.8 – Standard information field – G.992.3 Annex M  
upstream PTM TPS-TC #1 NPar(3) coding – Octet 9**

		Bits						
8	7	6	5	4	3	2	1	
x	x	x	x	x	x	x	x	INP_min (minimum impulse noise protection) (bits 8 to 3)

**Table 11.50.30.9 – Standard information field – G.992.3 Annex M  
upstream PTM TPS-TC #1 NPar(3) coding – Octet 10**

		Bits						
8	7	6	5	4	3	2	1	
x	x	x	x	x	x	x	1	HDLC encapsulation
x	x	x	x	x	x	1	x	Reserved by ITU-T
x	x	x	x	x	1	x	x	Reserved by ITU-T
x	x	x	x	1	x	x	x	64/65-octet encapsulation with short packets
x	x	x	1	x	x	x	x	64/65-octet encapsulation with pre-emption
x	x	1	x	x	x	x	x	64/65-octet encapsulation supported

**Table 11.50.30.10 – Standard information field – G.992.3 Annex M  
upstream PTM TPS-TC #1 NPar(3) coding – Octet 11**

		Bits						
8	7	6	5	4	3	2	1	
x	x	x	x	x	x	x	1	CIpolicy ZERO
x	x	x	x	x	x	1	x	CIpolicy ONE
x	x	x	x	x	1	x	x	Reserved for allocation by ITU-T
x	x	x	x	1	x	x	x	Reserved for allocation by ITU-T
x	x	x	1	x	x	x	x	Reserved for allocation by ITU-T
x	x	1	x	x	x	x	x	Reserved for allocation by ITU-T
x	x	0	0	0	0	0	0	No parameters in this octet

**Table 11.50.31 – Standard information field – G.992.3 Annex M  
downstream PMS-TC latency path #1 NPar(3) coding – Octet 1**

		Bits						
8	7	6	5	4	3	2	1	
x	x	x	x	x	x	x	x	Net_max (maximum net data rate, bits 12 to 7)

**Table 11.50.31.1 – Standard information field – G.992.3 Annex M  
downstream PMS-TC latency path #1 NPar(3) coding – Octet 2**

		Bits						
8	7	6	5	4	3	2	1	
x	x	x	x	x	x	x	x	Net_max (maximum net data rate, bits 6 to 1)

**Table 11.50.31.2 – Standard information field – G.992.3 Annex M  
downstream PMS-TC latency path #1 NPar(3) coding – Octet 3**

		Bits						
8	7	6	5	4	3	2	1	
x	x			x	x	x	x	$R_{1\max}$ value ( $2^n$ , $n = 0$ to $15$ )
x	x	x	x					Reserved for allocation by ITU-T

**Table 11.50.31.3 – Standard information field – G.992.3 Annex M  
downstream PMS-TC latency path #1 NPar(3) coding – Octet 4**

		Bits						
8	7	6	5	4	3	2	1	
x	x				x	x	x	$D_{1\max}$ value ( $2^n$ , $n = 0$ to $7$ )
x	x	x	x	x				Reserved for allocation by ITU-T

**Table 11.50.32 – Standard information field – G.992.3 Annex M  
upstream PMS-TC latency path #1 NPar(3) coding – Octet 1**

		Bits						
8	7	6	5	4	3	2	1	
x	x	x	x	x	x	x	x	Net_max (maximum net data rate, bits 12 to 7)



**Table 11.50.32.1 – Standard information field – G.992.3 Annex M upstream PMS-TC latency path #1 NPar(3) coding – Octet 2**

8		7		Bits						
				6	5	4	3	2	1	
x	x	x	x	x	x	x	x	x	x	G.992.3 Annex M upstream PMS-TC latency path #1 NPar(3)s – Octet 2
x	x	x	x							Net_max (maximum net data rate, bits 6 to 1)

**Table 11.50.32.2 – Standard information field – G.992.3 Annex M upstream PMS-TC latency path #1 NPar(3) coding – Octet 3**

8		7		Bits						
				6	5	4	3	2	1	
x	x					x	x	x	x	G.992.3 Annex M upstream PMS-TC latency path #1 NPar(3)s – Octet 3
x	x	x	x							$R_{1\max}$ value ( $2^n$ , $n = 0$ to $15$ )
				x	x					Reserved for allocation by ITU-T

**Table 11.50.32.3 – Standard information field – G.992.3 Annex M upstream PMS-TC latency path #1 NPar(3) coding – Octet 4**

8		7		Bits						
				6	5	4	3	2	1	
x	x						x	x	x	G.992.3 Annex M upstream PMS-TC latency path #1 NPar(3)s – Octet 4
x	x	x	x							$D_{1\max}$ value ( $2^n$ , $n = 0$ to $7$ )
				x	x	x				Reserved for allocation by ITU-T

**Table 11.50.37 – Standard information field – G.992.3 Annex M downstream STM TPS-TC #2 NPar(3) coding – Octet 1**

8		7		Bits						
				6	5	4	3	2	1	
x	x	x	x	x	x	x	x	x	x	G.992.3 Annex M downstream STM TPS-TC #2 NPar(3)s – Octet 1
										Net_min (minimum net data rate, bits 12 to 7)

**Table 11.50.37.1 – Standard information field – G.992.3 Annex M downstream STM TPS-TC #2 NPar(3) coding – Octet 2**

8		7		Bits						
				6	5	4	3	2	1	
x	x	x	x	x	x	x	x	x	x	G.992.3 Annex M downstream STM TPS-TC #2 NPar(3)s – Octet 2
										Net_min (minimum net data rate, bits 6 to 1)

**Table 11.50.37.2 – Standard information field – G.992.3 Annex M downstream STM TPS-TC #2 NPar(3) coding – Octet 3**

8		7		Bits						
				6	5	4	3	2	1	
x	x	x	x	x	x	x	x	x	x	G.992.3 Annex M downstream STM TPS-TC #2 NPar(3)s – Octet 3
										Net_max (maximum net data rate, bits 12 to 7)

**Table 11.50.37.3 – Standard information field – G.992.3 Annex M downstream STM TPS-TC #2 NPar(3) coding – Octet 4**

8		7		Bits						
				6	5	4	3	2	1	
x	x	x	x	x	x	x	x	x	x	G.992.3 Annex M downstream STM TPS-TC #2 NPar(3)s – Octet 4
										Net_max (maximum net data rate, bits 6 to 1)

**Table 11.50.37.4 – Standard information field – G.992.3 Annex M downstream STM TPS-TC #2 NPar(3) coding – Octet 5**

		Bits						
8	7	6	5	4	3	2	1	
x	x	x	x	x	x	x	x	Net_reserve (minimum reserved net data rate, bits 12 to 7)

**Table 11.50.37.5 – Standard information field – G.992.3 Annex M downstream STM TPS-TC #2 NPar(3) coding – Octet 6**

		Bits						
8	7	6	5	4	3	2	1	
x	x	x	x	x	x	x	x	Net_reserve (minimum reserved net data rate, bits 6 to 1)

**Table 11.50.37.6 – Standard information field – G.992.3 Annex M downstream STM TPS-TC #2 NPar(3) coding – Octet 7**

		Bits						
8	7	6	5	4	3	2	1	
x	x	x	x	x	x	x	x	Delay_max (maximum delay) (n milliseconds, n = 0 to 63)

**Table 11.50.37.7 – Standard information field – G.992.3 Annex M downstream STM TPS-TC #2 NPar(3) coding – Octet 8**

		Bits						
8	7	6	5	4	3	2	1	
x	x					x	x	Error_max (maximum bit error ratio)
x	x			x	x			INP_min (minimum impulse noise protection) (bits 2 and 1)
x	x		x					Reserved for allocation by ITU-T
x	x	x						Reserved for allocation by ITU-T

**Table 11.50.37.8 – Standard information field – G.992.3 Annex M downstream STM TPS-TC #2 NPar(3) coding – Octet 9**

		Bits						
8	7	6	5	4	3	2	1	
x	x	x	x	x	x	x	x	INP_min (minimum impulse noise protection) (bits 8 to 3)

**Table 11.50.37.9 – Standard information field – G.992.3 Annex M downstream STM TPS-TC #2 NPar(3) coding – Octet 10**

		Bits						
8	7	6	5	4	3	2	1	
x	x	x	x	x	x	x	1	CIpolicy ZERO
x	x	x	x	x	x	1	x	CIpolicy ONE
x	x	x	x	x	1	x	x	Reserved for allocation by ITU-T
x	x	x	x	1	x	x	x	Reserved for allocation by ITU-T
x	x	x	1	x	x	x	x	Reserved for allocation by ITU-T
x	x	1	x	x	x	x	x	Reserved for allocation by ITU-T
x	x	0	0	0	0	0	0	No parameters in this octet

**Table 11.50.38 – Standard information field – G.992.3 Annex M  
upstream STM TPS-TC #2 NPar(3) coding – Octet 1**

8		7		Bits						G.992.3 Annex M upstream STM TPS-TC #2 NPar(3)s – Octet 1
8	7	6	5	4	3	2	1			
x	x	x	x	x	x	x	x	x	Net_min (minimum net data rate, bits 12 to 7)	

**Table 11.50.38.1 – Standard information field – G.992.3 Annex M  
upstream STM TPS-TC #2 NPar(3) coding – Octet 2**

8		7		Bits						G.992.3 Annex M upstream STM TPS-TC #2 NPar(3)s – Octet 2
8	7	6	5	4	3	2	1			
x	x	x	x	x	x	x	x	Net_min (minimum net data rate, bits 6 to 1)		

**Table 11.50.38.2 – Standard information field – G.992.3 Annex M  
upstream STM TPS-TC #2 NPar(3) coding – Octet 3**

8		7		Bits						G.992.3 Annex M upstream STM TPS-TC #2 NPar(3)s – Octet 3
8	7	6	5	4	3	2	1			
x	x	x	x	x	x	x	x	Net_max (maximum net data rate, bits 12 to 7)		

**Table 11.50.38.3 – Standard information field – G.992.3 Annex M  
upstream STM TPS-TC #2 NPar(3) coding – Octet 4**

8		7		Bits						G.992.3 Annex M upstream STM TPS-TC #2 NPar(3)s – Octet 4
8	7	6	5	4	3	2	1			
x	x	x	x	x	x	x	x	Net_max (maximum net data rate, bits 6 to 1)		

**Table 11.50.38.4 – Standard information field – G.992.3 Annex M  
upstream STM TPS-TC #2 NPar(3) coding – Octet 5**

8		7		Bits						G.992.3 Annex M upstream STM TPS-TC #2 NPar(3)s – Octet 5
8	7	6	5	4	3	2	1			
x	x	x	x	x	x	x	x	Net_reserve (minimum reserved net data rate, bits 12 to 7)		

**Table 11.50.38.5 – Standard information field – G.992.3 Annex M  
upstream STM TPS-TC #2 NPar(3) coding – Octet 6**

8		7		Bits						G.992.3 Annex M upstream STM TPS-TC #2 NPar(3)s – Octet 6
8	7	6	5	4	3	2	1			
x	x	x	x	x	x	x	x	Net_reserve (minimum reserved net data rate, bits 6 to 1)		

**Table 11.50.38.6 – Standard information field – G.992.3 Annex M  
upstream STM TPS-TC #2 NPar(3) coding – Octet 7**

8		7		Bits						G.992.3 Annex M upstream STM TPS-TC #2 NPar(3)s – Octet 7
8	7	6	5	4	3	2	1			
x	x	x	x	x	x	x	x	Delay_max (maximum delay) (n milliseconds, n = 0 to 63)		

**Table 11.50.38.7 – Standard information field – G.992.3 Annex M  
upstream STM TPS-TC #2 NPar(3) coding – Octet 8**

		Bits						
8	7	6	5	4	3	2	1	
x	x					x	x	Error_max (maximum bit error ratio)
x	x			x	x			INP_min (minimum impulse noise protection) (bits 2 and 1)
x	x		x					Reserved for allocation by ITU-T
x	x	x						Reserved for allocation by ITU-T

**Table 11.50.38.8 – Standard information field – G.992.3 Annex M  
upstream STM TPS-TC #2 NPar(3) coding – Octet 9**

		Bits						
8	7	6	5	4	3	2	1	
x	x	x	x	x	x	x	x	INP_min (minimum impulse noise protection) (bits 8 to 3)

**Table 11.50.38.9 – Standard information field – G.992.3 Annex M  
upstream STM TPS-TC #2 NPar(3) coding – Octet 10**

		Bits						
8	7	6	5	4	3	2	1	
x	x	x	x	x	x	x	1	CIpolicy ZERO
x	x	x	x	x	x	1	x	CIpolicy ONE
x	x	x	x	x	1	x	x	Reserved for allocation by ITU-T
x	x	x	x	1	x	x	x	Reserved for allocation by ITU-T
x	x	x	1	x	x	x	x	Reserved for allocation by ITU-T
x	x	1	x	x	x	x	x	Reserved for allocation by ITU-T
x	x	0	0	0	0	0	0	No parameters in this octet

**Table 11.50.39 – Standard information field – G.992.3 Annex M  
downstream ATM TPS-TC #2 NPar(3) coding – Octet 1**

		Bits						
8	7	6	5	4	3	2	1	
x	x	x	x	x	x	x	x	Net_min (minimum net data rate, bits 12 to 7)

**Table 11.50.39.1 – Standard information field – G.992.3 Annex M  
downstream ATM TPS-TC #2 NPar(3) coding – Octet 2**

		Bits						
8	7	6	5	4	3	2	1	
x	x	x	x	x	x	x	x	Net_min (minimum net data rate, bits 6 to 1)

**Table 11.50.39.2 – Standard information field – G.992.3 Annex M  
downstream ATM TPS-TC #2 NPar(3) coding – Octet 3**

		Bits						
8	7	6	5	4	3	2	1	
x	x	x	x	x	x	x	x	Net_max (maximum net data rate, bits 12 to 7)

**Table 11.50.39.3 – Standard information field – G.992.3 Annex M downstream ATM TPS-TC #2 NPar(3) coding – Octet 4**

8		7		Bits						
				6	5	4	3	2	1	
x	x	x	x	x	x	x	x	x	x	Net_max (maximum net data rate, bits 6 to 1)

**Table 11.50.39.4 – Standard information field – G.992.3 Annex M downstream ATM TPS-TC #2 NPar(3) coding – Octet 5**

8		7		Bits						
				6	5	4	3	2	1	
x	x	x	x	x	x	x	x	x	x	Net_reserve (minimum reserved net data rate, bits 12 to 7)

**Table 11.50.39.5 – Standard information field – G.992.3 Annex M downstream ATM TPS-TC #2 NPar(3) coding – Octet 6**

8		7		Bits						
				6	5	4	3	2	1	
x	x	x	x	x	x	x	x	x	x	Net_reserve (minimum reserved net data rate, bits 6 to 1)

**Table 11.50.39.6 – Standard information field – G.992.3 Annex M downstream ATM TPS-TC #2 NPar(3) coding – Octet 7**

8		7		Bits						
				6	5	4	3	2	1	
x	x	x	x	x	x	x	x	x	x	Delay_max (maximum delay) (n milliseconds, n = 0 to 63)

**Table 11.50.39.7 – Standard information field – G.992.3 Annex M downstream ATM TPS-TC #2 NPar(3) coding – Octet 8**

8		7		Bits						
				6	5	4	3	2	1	
x	x							x	x	Error_max (maximum bit error ratio)
x	x					x	x			INP_min (minimum impulse noise protection) (bits 2 and 1)
x	x			x						Reserved for allocation by ITU-T
x	x	x								IMA_flag

**Table 11.50.39.8 – Standard information field – G.992.3 Annex M downstream ATM TPS-TC #2 NPar(3) coding – Octet 9**

8		7		Bits						
				6	5	4	3	2	1	
x	x	x	x	x	x	x	x	x	x	INP_min (minimum impulse noise protection) (bits 8 to 3)

**Table 11.50.39.9 – Standard information field – G.992.3 Annex M  
downstream ATM TPS-TC #2 NPar(3) coding – Octet 10**

8 7		Bits					G.992.3 Annex M downstream ATM TPS-TC #2 NPar(3)s – Octet 10
6	5	4	3	2	1		
x	x	x	x	x	x	1	CIpolicy ZERO
x	x	x	x	x	1	x	CIpolicy ONE
x	x	x	x	1	x	x	Reserved for allocation by ITU-T
x	x	x	x	1	x	x	Reserved for allocation by ITU-T
x	x	x	1	x	x	x	Reserved for allocation by ITU-T
x	x	1	x	x	x	x	Reserved for allocation by ITU-T
x	x	0	0	0	0	0	No parameters in this octet

**Table 11.50.40 – Standard information field – G.992.3 Annex M  
upstream ATM TPS-TC #2 NPar(3) coding – Octet 1**

8 7		Bits					G.992.3 Annex M upstream ATM TPS-TC #2 NPar(3)s – Octet 1
6	5	4	3	2	1		
x	x	x	x	x	x	x	Net_min (minimum net data rate, bits 12 to 7)

**Table 11.50.40.1 – Standard information field – G.992.3 Annex M  
upstream ATM TPS-TC #2 NPar(3) coding – Octet 2**

8 7		Bits					G.992.3 Annex M upstream ATM TPS-TC #2 NPar(3)s – Octet 2
6	5	4	3	2	1		
x	x	x	x	x	x	x	Net_min (minimum net data rate, bits 6 to 1)

**Table 11.50.40.2 – Standard information field – G.992.3 Annex M  
upstream ATM TPS-TC #2 NPar(3) coding – Octet 3**

8 7		Bits					G.992.3 Annex M upstream ATM TPS-TC #2 NPar(3)s – Octet 3
6	5	4	3	2	1		
x	x	x	x	x	x	x	Net_max (maximum net data rate, bits 12 to 7)

**Table 11.50.40.3 – Standard information field – G.992.3 Annex M  
upstream ATM TPS-TC #2 NPar(3) coding – Octet 4**

8 7		Bits					G.992.3 Annex M upstream ATM TPS-TC #2 NPar(3)s – Octet 4
6	5	4	3	2	1		
x	x	x	x	x	x	x	Net_max (maximum net data rate, bits 6 to 1)

**Table 11.50.40.4 – Standard information field – G.992.3 Annex M  
upstream ATM TPS-TC #2 NPar(3) coding – Octet 5**

8 7		Bits					G.992.3 Annex M upstream ATM TPS-TC #2 NPar(3)s – Octet 5
6	5	4	3	2	1		
x	x	x	x	x	x	x	Net_reserve (minimum reserved net data rate, bits 12 to 7)

**Table 11.50.40.5 – Standard information field – G.992.3 Annex M upstream ATM TPS-TC #2 NPar(3) coding – Octet 6**

		Bits						
8	7	6	5	4	3	2	1	
x	x	x	x	x	x	x	x	Net_reserve (minimum reserved net data rate, bits 6 to 1)

**Table 11.50.40.6 – Standard information field – G.992.3 Annex M upstream ATM TPS-TC #2 NPar(3) coding – Octet 7**

		Bits						
8	7	6	5	4	3	2	1	
x	x	x	x	x	x	x	x	Delay_max (maximum delay) (n milliseconds, n = 0 to 63)

**Table 11.50.40.7 – Standard information field – G.992.3 Annex M upstream ATM TPS-TC #2 NPar(3) coding – Octet 8**

		Bits						
8	7	6	5	4	3	2	1	
x	x					x	x	Error_max (maximum bit error ratio)
x	x			x	x			INP_min (minimum impulse noise protection) (bits 2 and 1)
x	x		x					Reserved for allocation by ITU-T
x	x	x						IMA_flag

**Table 11.50.40.8 – Standard information field – G.992.3 Annex M upstream ATM TPS-TC #2 NPar(3) coding – Octet 9**

		Bits						
8	7	6	5	4	3	2	1	
x	x	x	x	x	x	x	x	INP_min (minimum impulse noise protection) (bits 8 to 3)

**Table 11.50.40.9 – Standard information field – G.992.3 Annex M upstream ATM TPS-TC #2 NPar(3) coding – Octet 10**

		Bits						
8	7	6	5	4	3	2	1	
x	x	x	x	x	x	x	1	Cipolicy ZERO
x	x	x	x	x	x	1	x	Cipolicy ONE
x	x	x	x	x	1	x	x	Reserved for allocation by ITU-T
x	x	x	x	1	x	x	x	Reserved for allocation by ITU-T
x	x	x	1	x	x	x	x	Reserved for allocation by ITU-T
x	x	1	x	x	x	x	x	Reserved for allocation by ITU-T
x	x	0	0	0	0	0	0	No parameters in this octet

**Table 11.50.41 – Standard information field – G.992.3 Annex M downstream PTM TPS-TC #2 NPar(3) coding – Octet 1**

		Bits						
8	7	6	5	4	3	2	1	
x	x	x	x	x	x	x	x	Net_min (minimum net data rate, bits 12 to 7)

**Table 11.50.41.1 – Standard information field – G.992.3 Annex M  
downstream PTM TPS-TC #2 NPar(3) coding – Octet 2**

		Bits						
8	7	6	5	4	3	2	1	
x	x	x	x	x	x	x	x	G.992.3 Annex M downstream PTM TPS-TC #2 NPar(3)s – Octet 2
								Net_min (minimum net data rate, bits 6 to 1)

**Table 11.50.41.2 – Standard information field – G.992.3 Annex M  
downstream PTM TPS-TC #2 NPar(3) coding – Octet 3**

		Bits						
8	7	6	5	4	3	2	1	
x	x	x	x	x	x	x	x	G.992.3 Annex M downstream PTM TPS-TC #2 NPar(3)s – Octet 3
								Net_max (maximum net data rate, bits 12 to 7)

**Table 11.50.41.3 – Standard information field – G.992.3 Annex M  
downstream PTM TPS-TC #2 NPar(3) coding – Octet 4**

		Bits						
8	7	6	5	4	3	2	1	
x	x	x	x	x	x	x	x	G.992.3 Annex M downstream PTM TPS-TC #2 NPar(3)s – Octet 4
								Net_max (maximum net data rate, bits 6 to 1)

**Table 11.50.41.4 – Standard information field – G.992.3 Annex M  
downstream PTM TPS-TC #2 NPar(3) coding – Octet 5**

		Bits						
8	7	6	5	4	3	2	1	
x	x	x	x	x	x	x	x	G.992.3 Annex M downstream PTM TPS-TC #2 NPar(3)s – Octet 5
								Net_reserve (minimum reserved net data rate, bits 12 to 7)

**Table 11.50.41.5 – Standard information field – G.992.3 Annex M  
downstream PTM TPS-TC #2 NPar(3) coding – Octet 6**

		Bits						
8	7	6	5	4	3	2	1	
x	x	x	x	x	x	x	x	G.992.3 Annex M downstream PTM TPS-TC #2 NPar(3)s – Octet 6
								Net_reserve (minimum reserved net data rate, bits 6 to 1)

**Table 11.50.41.6 – Standard information field – G.992.3 Annex M  
downstream PTM TPS-TC #2 NPar(3) coding – Octet 7**

		Bits						
8	7	6	5	4	3	2	1	
x	x	x	x	x	x	x	x	G.992.3 Annex M downstream PTM TPS-TC #2 NPar(3)s – Octet 7
								Delay_max (maximum delay) (n milliseconds, n = 0 to 63)

**Table 11.50.41.7 – Standard information field – G.992.3 Annex M  
downstream PTM TPS-TC #2 NPar(3) coding – Octet 8**

		Bits						
8	7	6	5	4	3	2	1	
x	x					x	x	G.992.3 Annex M downstream PTM TPS-TC #2 NPar(3)s – Octet 8
								Error_max (maximum bit error ratio)
x	x			x	x			INP_min (minimum impulse noise protection) (bits 2 and 1)
x	x		x					Reserved for allocation by ITU-T
x	x	x						Reserved for allocation by ITU-T



**Table 11.50.41.8 – Standard information field – G.992.3 Annex M  
downstream PTM TPS-TC #2 NPar(3) coding – Octet 9**

8 7		Bits					G.992.3 Annex M downstream PTM TPS-TC #2 NPar(3)s – Octet 9	
8	7	6	5	4	3	2		1
x	x	x	x	x	x	x	x	INP_min (minimum impulse noise protection) (bits 8 to 3)

**Table 11.50.41.9 – Standard information field – G.992.3 Annex M  
downstream PTM TPS-TC #2 NPar(3) coding – Octet 10**

8 7		Bits					G.992.3 Annex M downstream PTM TPS-TC #2 NPar(3)s – Octet 10	
8	7	6	5	4	3	2		1
x	x	x	x	x	x	x	1	HDLC encapsulation
x	x	x	x	x	x	1	x	Reserved by ITU-T
x	x	x	x	x	1	x	x	Reserved by ITU-T
x	x	x	x	1	x	x	x	64/65-octet encapsulation with short packets
x	x	x	1	x	x	x	x	64/65-octet encapsulation with pre-emption
x	x	1	x	x	x	x	x	64/65-octet encapsulation supported

**Table 11.50.41.10 – Standard information field – G.992.3 Annex M  
downstream PTM TPS-TC #2 NPar(3) coding – Octet 11**

8 7		Bits					G.992.3 Annex M downstream PTM TPS-TC #2 NPar(3)s – Octet 11	
8	7	6	5	4	3	2		1
x	x	x	x	x	x	x	1	CIpolicy ZERO
x	x	x	x	x	x	1	x	CIpolicy ONE
x	x	x	x	x	1	x	x	Reserved for allocation by ITU-T
x	x	x	x	1	x	x	x	Reserved for allocation by ITU-T
x	x	x	1	x	x	x	x	Reserved for allocation by ITU-T
x	x	1	x	x	x	x	x	Reserved for allocation by ITU-T
x	x	0	0	0	0	0	0	No parameters in this octet

**Table 11.50.42 – Standard information field – G.992.3 Annex M  
upstream PTM TPS-TC #2 NPar(3) coding – Octet 1**

8 7		Bits					G.992.3 Annex M upstream PTM TPS-TC #2 NPar(3)s – Octet 1	
8	7	6	5	4	3	2		1
x	x	x	x	x	x	x	x	Net_min (minimum net data rate, bits 12 to 7)

**Table 11.50.42.1 – Standard information field – G.992.3 Annex M  
upstream PTM TPS-TC #2 NPar(3) coding – Octet 2**

8 7		Bits					G.992.3 Annex M upstream PTM TPS-TC #2 NPar(3)s – Octet 2	
8	7	6	5	4	3	2		1
x	x	x	x	x	x	x	x	Net_min (minimum net data rate, bits 6 to 1)

**Table 11.50.42.2 – Standard information field – G.992.3 Annex M  
upstream PTM TPS-TC #2 NPar(3) coding – Octet 3**

		Bits						
8	7	6	5	4	3	2	1	
x	x	x	x	x	x	x	x	Net_max (maximum net data rate, bits 12 to 7)

**Table 11.50.42.3 – Standard information field – G.992.3 Annex M  
upstream PTM TPS-TC #2 NPar(3) coding – Octet 4**

		Bits						
8	7	6	5	4	3	2	1	
x	x	x	x	x	x	x	x	Net_max (maximum net data rate, bits 6 to 1)

**Table 11.50.42.4 – Standard information field – G.992.3 Annex M  
upstream PTM TPS-TC #2 NPar(3) coding – Octet 5**

		Bits						
8	7	6	5	4	3	2	1	
x	x	x	x	x	x	x	x	Net_reserve (minimum reserved net data rate, bits 12 to 7)

**Table 11.50.42.5 – Standard information field – G.992.3 Annex M  
upstream PTM TPS-TC #2 NPar(3) coding – Octet 6**

		Bits						
8	7	6	5	4	3	2	1	
x	x	x	x	x	x	x	x	Net_reserve (minimum reserved net data rate, bits 6 to 1)

**Table 11.50.42.6 – Standard information field – G.992.3 Annex M  
upstream PTM TPS-TC #2 NPar(3) coding – Octet 7**

		Bits						
8	7	6	5	4	3	2	1	
x	x	x	x	x	x	x	x	Delay_max (maximum delay) (n milliseconds, n = 0 to 63)

**Table 11.50.42.7 – Standard information field – G.992.3 Annex M  
upstream PTM TPS-TC #2 NPar(3) coding – Octet 8**

		Bits						
8	7	6	5	4	3	2	1	
x	x					x	x	Error_max (maximum bit error ratio)
x	x			x	x			INP_min (minimum impulse noise protection) (bits 2 and 1)
x	x		x					Reserved for allocation by ITU-T
x	x	x						Reserved for allocation by ITU-T

**Table 11.50.42.8 – Standard information field – G.992.3 Annex M  
upstream PTM TPS-TC #2 NPar(3) coding – Octet 9**

		Bits						
8	7	6	5	4	3	2	1	
x	x	x	x	x	x	x	x	INP_min (minimum impulse noise protection) (bits 8 to 3)

**Table 11.50.42.9 – Standard information field – G.992.3 Annex M  
upstream PTM TPS-TC #2 NPar(3) coding – Octet 10**

		Bits						
8	7	6	5	4	3	2	1	
x	x	x	x	x	x	x	1	HDLC encapsulation
x	x	x	x	x	x	1	x	Reserved by ITU-T
x	x	x	x	x	1	x	x	Reserved by ITU-T
x	x	x	x	1	x	x	x	64/65-octet encapsulation with short packets
x	x	x	1	x	x	x	x	64/65-octet encapsulation with pre-emption
x	x	1	x	x	x	x	x	64/65-octet encapsulation supported

**Table 11.50.42.10 – Standard information field – G.992.3 Annex M  
upstream PTM TPS-TC #2 NPar(3) coding – Octet 11**

		Bits						
8	7	6	5	4	3	2	1	
x	x	x	x	x	x	x	1	CIpolicy ZERO
x	x	x	x	x	x	1	x	CIpolicy ONE
x	x	x	x	x	1	x	x	Reserved for allocation by ITU-T
x	x	x	x	1	x	x	x	Reserved for allocation by ITU-T
x	x	x	1	x	x	x	x	Reserved for allocation by ITU-T
x	x	1	x	x	x	x	x	Reserved for allocation by ITU-T
x	x	0	0	0	0	0	0	No parameters in this octet

**Table 11.50.43 – Standard information field – G.992.3 Annex M  
downstream PMS-TC latency path #2 NPar(3) coding – Octet 1**

		Bits						
8	7	6	5	4	3	2	1	
x	x	x	x	x	x	x	x	Net_max (maximum net data rate, bits 12 to 7)

**Table 11.50.43.1 – Standard information field – G.992.3 Annex M  
downstream PMS-TC latency path #2 NPar(3) coding – Octet 2**

		Bits						
8	7	6	5	4	3	2	1	
x	x	x	x	x	x	x	x	Net_max (maximum net data rate, bits 6 to 1)

**Table 11.50.43.2 – Standard information field – G.992.3 Annex M  
downstream PMS-TC latency path #2 NPar(3) coding – Octet 3**

		Bits						
8	7	6	5	4	3	2	1	
x	x			x	x	x	x	R <sub>2max</sub> value (2 * n, n = 0 to 15)
x	x	x	x					Reserved for allocation by ITU-T

**Table 11.50.43.3 – Standard information field – G.992.3 Annex M downstream PMS-TC latency path #2 NPar(3) coding – Octet 4**

		Bits						
8	7	6	5	4	3	2	1	
x	x				x	x	x	G.992.3 Annex M downstream PMS-TC latency path #2 NPar(3)s – Octet 4
x	x	x	x	x				D <sub>2</sub> <sub>max</sub> value (2 <sup>n</sup> , n = 0 to 7)
								Reserved for allocation by ITU-T

**Table 11.50.44 – Standard information field – G.992.3 Annex M upstream PMS-TC latency path #2 NPar(3) coding – Octet 1**

		Bits						
8	7	6	5	4	3	2	1	
x	x	x	x	x	x	x	x	G.992.3 Annex M upstream PMS-TC latency path #2 NPar(3)s – Octet 1
								Net_max (maximum net data rate, bits 12 to 7)

**Table 11.50.44.1 – Standard information field – G.992.3 Annex M upstream PMS-TC latency path #2 NPar(3) coding – Octet 2**

		Bits						
8	7	6	5	4	3	2	1	
x	x	x	x	x	x	x	x	G.992.3 Annex M upstream PMS-TC latency path #2 NPar(3)s – Octet 2
								Net_max (maximum net data rate, bits 6 to 1)

**Table 11.50.44.2 – Standard information field – G.992.3 Annex M upstream PMS-TC latency path #2 NPar(3) coding – Octet 3**

		Bits						
8	7	6	5	4	3	2	1	
x	x			x	x	x	x	G.992.3 Annex M upstream PMS-TC latency path #2 NPar(3)s – Octet 3
x	x	x	x					R <sub>2</sub> <sub>max</sub> value (2 * n, n = 0 to 15)
								Reserved for allocation by ITU-T

**Table 11.50.44.3 – Standard information field – G.992.3 Annex M upstream PMS-TC latency path #2 NPar(3) coding – Octet 4**

		Bits						
8	7	6	5	4	3	2	1	
x	x				x	x	x	G.992.3 Annex M upstream PMS-TC latency path #2 NPar(3)s – Octet 4
x	x	x	x	x				D <sub>2</sub> <sub>max</sub> value (2 <sup>n</sup> , n = 0 to 7)
								Reserved for allocation by ITU-T

**Table 11.50.49 – Standard information field – G.992.3 Annex M downstream STM TPS-TC #3 NPar(3) coding – Octet 1**

		Bits						
8	7	6	5	4	3	2	1	
x	x	x	x	x	x	x	x	G.992.3 Annex M downstream STM TPS-TC #3 NPar(3)s – Octet 1
								Net_min (minimum net data rate, bits 12 to 7)

**Table 11.50.49.1 – Standard information field – G.992.3 Annex M downstream STM TPS-TC #3 NPar(3) coding – Octet 2**

		Bits						
8	7	6	5	4	3	2	1	
x	x	x	x	x	x	x	x	G.992.3 Annex M downstream STM TPS-TC #3 NPar(3)s – Octet 2
								Net_min (minimum net data rate, bits 6 to 1)

**Table 11.50.49.2 – Standard information field – G.992.3 Annex M downstream STM TPS-TC #3 NPar(3) coding – Octet 3**

8		7		Bits						
				6	5	4	3	2	1	
x	x	x	x	x	x	x	x	x	x	Net_max (maximum net data rate, bits 12 to 7)

**Table 11.50.49.3 – Standard information field – G.992.3 Annex M downstream STM TPS-TC #3 NPar(3) coding – Octet 4**

8		7		Bits						
				6	5	4	3	2	1	
x	x	x	x	x	x	x	x	x	x	Net_max (maximum net data rate, bits 6 to 1)

**Table 11.50.49.4 – Standard information field – G.992.3 Annex M downstream STM TPS-TC #3 NPar(3) coding – Octet 5**

8		7		Bits						
				6	5	4	3	2	1	
x	x	x	x	x	x	x	x	x	x	Net_reserve (minimum reserved net data rate, bits 12 to 7)

**Table 11.50.49.5 – Standard information field – G.992.3 Annex M downstream STM TPS-TC #3 NPar(3) coding – Octet 6**

8		7		Bits						
				6	5	4	3	2	1	
x	x	x	x	x	x	x	x	x	x	Net_reserve (minimum reserved net data rate, bits 6 to 1)

**Table 11.50.49.6 – Standard information field – G.992.3 Annex M downstream STM TPS-TC #3 NPar(3) coding – Octet 7**

8		7		Bits						
				6	5	4	3	2	1	
x	x	x	x	x	x	x	x	x	x	Delay_max (maximum delay) (n milliseconds, n = 0 to 63)

**Table 11.50.49.7 – Standard information field – G.992.3 Annex M downstream STM TPS-TC #3 NPar(3) coding – Octet 8**

8		7		Bits						
				6	5	4	3	2	1	
x	x							x	x	Error_max (maximum bit error ratio)
x	x				x	x				INP_min (minimum impulse noise protection) (bits 2 and 1)
x	x			x						Reserved for allocation by ITU-T
x	x	x								Reserved for allocation by ITU-T

**Table 11.50.49.8 – Standard information field – G.992.3 Annex M downstream STM TPS-TC #3 NPar(3) coding – Octet 9**

8		7		Bits						
				6	5	4	3	2	1	
x	x	x	x	x	x	x	x	x	x	INP_min (minimum impulse noise protection) (bits 8 to 3)

**Table 11.50.49.9 – Standard information field – G.992.3 Annex M  
downstream STM TPS-TC #3 NPar(3) coding – Octet 10**

		Bits						
8	7	6	5	4	3	2	1	
x	x	x	x	x	x	x	1	CIpolicy ZERO
x	x	x	x	x	x	1	x	CIpolicy ONE
x	x	x	x	x	1	x	x	Reserved for allocation by ITU-T
x	x	x	x	1	x	x	x	Reserved for allocation by ITU-T
x	x	x	1	x	x	x	x	Reserved for allocation by ITU-T
x	x	1	x	x	x	x	x	Reserved for allocation by ITU-T
x	x	0	0	0	0	0	0	No parameters in this octet

**Table 11.50.50 – Standard information field – G.992.3 Annex M  
upstream STM TPS-TC #3 NPar(3) coding – Octet 1**

		Bits						
8	7	6	5	4	3	2	1	
x	x	x	x	x	x	x	x	Net_min (minimum net data rate, bits 12 to 7)

**Table 11.50.50.1 – Standard information field – G.992.3 Annex M  
upstream STM TPS-TC #3 NPar(3) coding – Octet 2**

		Bits						
8	7	6	5	4	3	2	1	
x	x	x	x	x	x	x	x	Net_min (minimum net data rate, bits 6 to 1)

**Table 11.50.50.2 – Standard information field – G.992.3 Annex M  
upstream STM TPS-TC #3 NPar(3) coding – Octet 3**

		Bits						
8	7	6	5	4	3	2	1	
x	x	x	x	x	x	x	x	Net_max (maximum net data rate, bits 12 to 7)

**Table 11.50.50.3 – Standard information field – G.992.3 Annex M  
upstream STM TPS-TC #3 NPar(3) coding – Octet 4**

		Bits						
8	7	6	5	4	3	2	1	
x	x	x	x	x	x	x	x	Net_max (maximum net data rate, bits 6 to 1)

**Table 11.50.50.4 – Standard information field – G.992.3 Annex M  
upstream STM TPS-TC #3 NPar(3) coding – Octet 5**

		Bits						
8	7	6	5	4	3	2	1	
x	x	x	x	x	x	x	x	Net_reserve (minimum reserved net data rate, bits 12 to 7)

**Table 11.50.50.5 – Standard information field – G.992.3 Annex M upstream STM TPS-TC #3 NPar(3) coding – Octet 6**

		Bits						
8	7	6	5	4	3	2	1	
x	x	x	x	x	x	x	x	Net_reserve (minimum reserved net data rate, bits 6 to 1)

**Table 11.50.50.6 – Standard information field – G.992.3 Annex M upstream STM TPS-TC #3 NPar(3) coding – Octet 7**

		Bits						
8	7	6	5	4	3	2	1	
x	x	x	x	x	x	x	x	Delay_max (maximum delay) (n milliseconds, n = 0 to 63)

**Table 11.50.50.7 – Standard information field – G.992.3 Annex M upstream STM TPS-TC #3 NPar(3) coding – Octet 8**

		Bits						
8	7	6	5	4	3	2	1	
x	x					x	x	Error_max (maximum bit error ratio)
x	x			x	x			INP_min (minimum impulse noise protection) (bits 2 and 1)
x	x		x					Reserved for allocation by ITU-T
x	x	x						Reserved for allocation by ITU-T

**Table 11.50.50.8 – Standard information field – G.992.3 Annex M upstream STM TPS-TC #3 NPar(3) coding – Octet 9**

		Bits						
8	7	6	5	4	3	2	1	
x	x	x	x	x	x	x	x	INP_min (minimum impulse noise protection) (bits 8 to 3)

**Table 11.50.50.9 – Standard information field – G.992.3 Annex M upstream STM TPS-TC #3 NPar(3) coding – Octet 10**

		Bits						
8	7	6	5	4	3	2	1	
x	x	x	x	x	x	x	1	CIpolicy ZERO
x	x	x	x	x	x	1	x	CIpolicy ONE
x	x	x	x	x	1	x	x	Reserved for allocation by ITU-T
x	x	x	x	1	x	x	x	Reserved for allocation by ITU-T
x	x	x	1	x	x	x	x	Reserved for allocation by ITU-T
x	x	1	x	x	x	x	x	Reserved for allocation by ITU-T
x	x	0	0	0	0	0	0	No parameters in this octet

**Table 11.50.51 – Standard information field – G.992.3 Annex M downstream ATM TPS-TC #3 NPar(3) coding – Octet 1**

		Bits						
8	7	6	5	4	3	2	1	
x	x	x	x	x	x	x	x	Net_min (minimum net data rate, bits 12 to 7)

**Table 11.50.51.1 – Standard information field – G.992.3 Annex M  
downstream ATM TPS-TC #3 NPar(3) coding – Octet 2**

		Bits						
8	7	6	5	4	3	2	1	
x	x	x	x	x	x	x	x	Net_min (minimum net data rate, bits 6 to 1)

**Table 11.50.51.2 – Standard information field – G.992.3 Annex M  
downstream ATM TPS-TC #3 NPar(3) coding – Octet 3**

		Bits						
8	7	6	5	4	3	2	1	
x	x	x	x	x	x	x	x	Net_max (maximum net data rate, bits 12 to 7)

**Table 11.50.51.3 – Standard information field – G.992.3 Annex M  
downstream ATM TPS-TC #3 NPar(3) coding – Octet 4**

		Bits						
8	7	6	5	4	3	2	1	
x	x	x	x	x	x	x	x	Net_max (maximum net data rate, bits 6 to 1)

**Table 11.50.51.4 – Standard information field – G.992.3 Annex M  
downstream ATM TPS-TC #3 NPar(3) coding – Octet 5**

		Bits						
8	7	6	5	4	3	2	1	
x	x	x	x	x	x	x	x	Net_reserve (minimum reserved net data rate, bits 12 to 7)

**Table 11.50.51.5 – Standard information field – G.992.3 Annex M  
downstream ATM TPS-TC #3 NPar(3) coding – Octet 6**

		Bits						
8	7	6	5	4	3	2	1	
x	x	x	x	x	x	x	x	Net_reserve (minimum reserved net data rate, bits 6 to 1)

**Table 11.50.51.6 – Standard information field – G.992.3 Annex M  
downstream ATM TPS-TC #3 NPar(3) coding – Octet 7**

		Bits						
8	7	6	5	4	3	2	1	
x	x	x	x	x	x	x	x	Delay_max (maximum delay) (n milliseconds, n = 0 to 63)

**Table 11.50.51.7 – Standard information field – G.992.3 Annex M  
downstream ATM TPS-TC #3 NPar(3) coding – Octet 8**

		Bits						
8	7	6	5	4	3	2	1	
x	x					x	x	Error_max (maximum bit error ratio)
x	x			x	x			INP_min (minimum impulse noise protection) (bits 2 and 1)
x	x		x					Reserved for allocation by ITU-T
x	x	x						IMA_flag



**Table 11.50.51.8 – Standard information field – G.992.3 Annex M  
downstream ATM TPS-TC #3 NPar(3) coding – Octet 9**

		Bits						
8	7	6	5	4	3	2	1	
x	x	x	x	x	x	x	x	G.992.3 Annex M downstream ATM TPS-TC #3 NPar(3)s – Octet 9
								INP_min (minimum impulse noise protection) (bits 8 to 3)

**Table 11.50.51.9 – Standard information field – G.992.3 Annex M  
downstream ATM TPS-TC #3 NPar(3) coding – Octet 10**

		Bits						
8	7	6	5	4	3	2	1	
x	x	x	x	x	x	x	1	G.992.3 Annex M downstream ATM TPS-TC #3 NPar(3)s – Octet 10
								CIpolicy ZERO
								CIpolicy ONE
								Reserved for allocation by ITU-T
								Reserved for allocation by ITU-T
								Reserved for allocation by ITU-T
								Reserved for allocation by ITU-T
								No parameters in this octet

**Table 11.50.52 – Standard information field – G.992.3 Annex M  
upstream ATM TPS-TC #3 NPar(3) coding – Octet 1**

		Bits						
8	7	6	5	4	3	2	1	
x	x	x	x	x	x	x	x	G.992.3 Annex M upstream ATM TPS-TC #3 NPar(3)s – Octet 1
								Net_min (minimum net data rate, bits 12 to 7)

**Table 11.50.52.1 – Standard information field – G.992.3 Annex M  
upstream ATM TPS-TC #3 NPar(3) coding – Octet 2**

		Bits						
8	7	6	5	4	3	2	1	
x	x	x	x	x	x	x	x	G.992.3 Annex M upstream ATM TPS-TC #3 NPar(3)s – Octet 2
								Net_min (minimum net data rate, bits 6 to 1)

**Table 11.50.52.2 – Standard information field – G.992.3 Annex M  
upstream ATM TPS-TC #3 NPar(3) coding – Octet 3**

		Bits						
8	7	6	5	4	3	2	1	
x	x	x	x	x	x	x	x	G.992.3 Annex M upstream ATM TPS-TC #3 NPar(3)s – Octet 3
								Net_max (maximum net data rate, bits 12 to 7)

**Table 11.50.52.3 – Standard information field – G.992.3 Annex M  
upstream ATM TPS-TC #3 NPar(3) coding – Octet 4**

		Bits						
8	7	6	5	4	3	2	1	
x	x	x	x	x	x	x	x	G.992.3 Annex M upstream ATM TPS-TC #3 NPar(3)s – Octet 4
								Net_max (maximum net data rate, bits 6 to 1)

**Table 11.50.52.4 – Standard information field – G.992.3 Annex M upstream ATM TPS-TC #3 NPar(3) coding – Octet 5**

		Bits						
8	7	6	5	4	3	2	1	
x	x	x	x	x	x	x	x	Net_reserve (minimum reserved net data rate, bits 12 to 7)

**Table 11.50.52.5 – Standard information field – G.992.3 Annex M upstream ATM TPS-TC #3 NPar(3) coding – Octet 6**

		Bits						
8	7	6	5	4	3	2	1	
x	x	x	x	x	x	x	x	Net_reserve (minimum reserved net data rate, bits 6 to 1)

**Table 11.50.52.6 – Standard information field – G.992.3 Annex M upstream ATM TPS-TC #3 NPar(3) coding – Octet 7**

		Bits						
8	7	6	5	4	3	2	1	
x	x	x	x	x	x	x	x	Delay_max (maximum delay) (n milliseconds, n = 0 to 63)

**Table 11.50.52.7 – Standard information field – G.992.3 Annex M upstream ATM TPS-TC #3 NPar(3) coding – Octet 8**

		Bits						
8	7	6	5	4	3	2	1	
x	x					x	x	Error_max (maximum bit error ratio)
x	x			x	x			INP_min (minimum impulse noise protection) (bits 2 and 1)
x	x		x					Reserved for allocation by ITU-T
x	x	x						IMA_flag

**Table 11.50.52.8 – Standard information field – G.992.3 Annex M upstream ATM TPS-TC #3 NPar(3) coding – Octet 9**

		Bits						
8	7	6	5	4	3	2	1	
x	x	x	x	x	x	x	x	INP_min (minimum impulse noise protection) (bits 8 to 3)

**Table 11.50.52.9 – Standard information field – G.992.3 Annex M upstream ATM TPS-TC #3 NPar(3) coding – Octet 10**

		Bits						
8	7	6	5	4	3	2	1	
x	x	x	x	x	x	x	1	CIpolicy ZERO
x	x	x	x	x	x	1	x	CIpolicy ONE
x	x	x	x	x	1	x	x	Reserved for allocation by ITU-T
x	x	x	x	1	x	x	x	Reserved for allocation by ITU-T
x	x	x	1	x	x	x	x	Reserved for allocation by ITU-T
x	x	1	x	x	x	x	x	Reserved for allocation by ITU-T
x	x	0	0	0	0	0	0	No parameters in this octet

**Table 11.50.53 – Standard information field – G.992.3 Annex M  
downstream PTM TPS-TC #3 NPar(3) coding – Octet 1**

8		7		6		5		4		3		2		1	
G.992.3 Annex M downstream PTM TPS-TC #3 NPar(3)s – Octet 1															
x	x	x	x	x	x	x	x	x	x	x	x	x	x	x	x
Net_min (minimum net data rate, bits 12 to 7)															

**Table 11.50.53.1 – Standard information field – G.992.3 Annex M  
downstream PTM TPS-TC #3 NPar(3) coding – Octet 2**

8		7		6		5		4		3		2		1	
G.992.3 Annex M downstream PTM TPS-TC #3 NPar(3)s – Octet 2															
x	x	x	x	x	x	x	x	x	x	x	x	x	x	x	x
Net_min (minimum net data rate, bits 6 to 1)															

**Table 11.50.53.2 – Standard information field – G.992.3 Annex M  
downstream PTM TPS-TC #3 NPar(3) coding – Octet 3**

8		7		6		5		4		3		2		1	
G.992.3 Annex M downstream PTM TPS-TC #3 NPar(3)s – Octet 3															
x	x	x	x	x	x	x	x	x	x	x	x	x	x	x	x
Net_max (maximum net data rate, bits 12 to 7)															

**Table 11.50.53.3 – Standard information field – G.992.3 Annex M  
downstream PTM TPS-TC #3 NPar(3) coding – Octet 4**

8		7		6		5		4		3		2		1	
G.992.3 Annex M downstream PTM TPS-TC #3 NPar(3)s – Octet 4															
x	x	x	x	x	x	x	x	x	x	x	x	x	x	x	x
Net_max (maximum net data rate, bits 6 to 1)															

**Table 11.50.53.4 – Standard information field – G.992.3 Annex M  
downstream PTM TPS-TC #3 NPar(3) coding – Octet 5**

8		7		6		5		4		3		2		1	
G.992.3 Annex M downstream PTM TPS-TC #3 NPar(3)s – Octet 5															
x	x	x	x	x	x	x	x	x	x	x	x	x	x	x	x
Net_reserve (minimum reserved net data rate, bits 12 to 7)															

**Table 11.50.53.5 – Standard information field – G.992.3 Annex M  
downstream PTM TPS-TC #3 NPar(3) coding – Octet 6**

8		7		6		5		4		3		2		1	
G.992.3 Annex M downstream PTM TPS-TC #3 NPar(3)s – Octet 6															
x	x	x	x	x	x	x	x	x	x	x	x	x	x	x	x
Net_reserve (minimum reserved net data rate, bits 6 to 1)															

**Table 11.50.53.6 – Standard information field – G.992.3 Annex M  
downstream PTM TPS-TC #3 NPar(3) coding – Octet 7**

8		7		6		5		4		3		2		1	
G.992.3 Annex M downstream PTM TPS-TC #3 NPar(3)s – Octet 7															
x	x	x	x	x	x	x	x	x	x	x	x	x	x	x	x
Delay_max (maximum delay) (n milliseconds, n = 0 to 63)															

**Table 11.50.53.7 – Standard information field – G.992.3 Annex M  
downstream PTM TPS-TC #3 NPar(3) coding – Octet 8**

		Bits						
8	7	6	5	4	3	2	1	
x	x					x	x	G.992.3 Annex M downstream PTM TPS-TC #3 NPar(3)s – Octet 8
x	x			x	x			Error_max (maximum bit error ratio)
x	x							INP_min (minimum impulse noise protection) (bits 2 and 1)
x	x			x				Reserved for allocation by ITU-T
x	x	x						Reserved for allocation by ITU-T

**Table 11.50.53.8 – Standard information field – G.992.3 Annex M  
downstream PTM TPS-TC #3 NPar(3) coding – Octet 9**

		Bits						
8	7	6	5	4	3	2	1	
x	x	x	x	x	x	x	x	G.992.3 Annex M downstream PTM TPS-TC #3 NPar(3)s – Octet 9
								INP_min (minimum impulse noise protection) (bits 8 to 3)

**Table 11.50.53.9 – Standard information field – G.992.3 Annex M  
downstream PTM TPS-TC #3 NPar(3) coding – Octet 10**

		Bits						
8	7	6	5	4	3	2	1	
x	x	x	x	x	x	x	1	G.992.3 Annex M downstream PTM TPS-TC #3 NPar(3)s – Octet 10
x	x	x	x	x	x	1	x	HDLC encapsulation
x	x	x	x	x	1	x	x	Reserved by ITU-T
x	x	x	x	1	x	x	x	Reserved by ITU-T
x	x	x	x	1	x	x	x	64/65-octet encapsulation with short packets
x	x	x	1	x	x	x	x	64/65-octet encapsulation with pre-emption
x	x	1	x	x	x	x	x	64/65-octet encapsulation supported

**Table 11.50.53.10 – Standard information field – G.992.3 Annex M  
downstream PTM TPS-TC #3 NPar(3) coding – Octet 11**

		Bits						
8	7	6	5	4	3	2	1	
x	x	x	x	x	x	x	1	G.992.3 Annex M downstream PTM TPS-TC #3 NPar(3)s – Octet 11
x	x	x	x	x	x	1	x	CIpolicy ZERO
x	x	x	x	x	1	x	x	CIpolicy ONE
x	x	x	x	1	x	x	x	Reserved for allocation by ITU-T
x	x	x	x	1	x	x	x	Reserved for allocation by ITU-T
x	x	x	1	x	x	x	x	Reserved for allocation by ITU-T
x	x	1	x	x	x	x	x	Reserved for allocation by ITU-T
x	x	0	0	0	0	0	0	No parameters in this octet

**Table 11.50.54 – Standard information field – G.992.3 Annex M  
upstream PTM TPS-TC #3 NPar(3) coding – Octet 1**

		Bits						
8	7	6	5	4	3	2	1	
x	x	x	x	x	x	x	x	G.992.3 Annex M upstream PTM TPS-TC #3 NPar(3)s – Octet 1
								Net_min (minimum net data rate, bits 12 to 7)

**Table 11.50.54.1 – Standard information field – G.992.3 Annex M  
upstream PTM TPS-TC #3 NPar(3) coding – Octet 2**

		Bits						
8	7	6	5	4	3	2	1	
x	x	x	x	x	x	x	x	Net_min (minimum net data rate, bits 6 to 1)

**Table 11.50.54.2 – Standard information field – G.992.3 Annex M  
upstream PTM TPS-TC #3 NPar(3) coding – Octet 3**

		Bits						
8	7	6	5	4	3	2	1	
x	x	x	x	x	x	x	x	Net_max (maximum net data rate, bits 12 to 7)

**Table 11.50.54.3 – Standard information field – G.992.3 Annex M  
upstream PTM TPS-TC #3 NPar(3) coding – Octet 4**

		Bits						
8	7	6	5	4	3	2	1	
x	x	x	x	x	x	x	x	Net_max (maximum net data rate, bits 6 to 1)

**Table 11.50.54.4 – Standard information field – G.992.3 Annex M  
upstream PTM TPS-TC #3 NPar(3) coding – Octet 5**

		Bits						
8	7	6	5	4	3	2	1	
x	x	x	x	x	x	x	x	Net_reserve (minimum reserved net data rate, bits 12 to 7)

**Table 11.50.54.5 – Standard information field – G.992.3 Annex M  
upstream PTM TPS-TC #3 NPar(3) coding – Octet 6**

		Bits						
8	7	6	5	4	3	2	1	
x	x	x	x	x	x	x	x	Net_reserve (minimum reserved net data rate, bits 6 to 1)

**Table 11.50.54.6 – Standard information field – G.992.3 Annex M  
upstream PTM TPS-TC #3 NPar(3) coding – Octet 7**

		Bits						
8	7	6	5	4	3	2	1	
x	x	x	x	x	x	x	x	Delay_max (maximum delay) (n milliseconds, n = 0 to 63)

**Table 11.50.54.7 – Standard information field – G.992.3 Annex M  
upstream PTM TPS-TC #3 NPar(3) coding – Octet 8**

		Bits						
8	7	6	5	4	3	2	1	
x	x					x	x	Error_max (maximum bit error ratio)
x	x			x	x			INP_min (minimum impulse noise protection) (bits 2 and 1)
x	x		x					Reserved for allocation by ITU-T
x	x	x						Reserved for allocation by ITU-T

**Table 11.50.54.8 – Standard information field – G.992.3 Annex M  
upstream PTM TPS-TC #3 NPar(3) coding – Octet 9**

		Bits						
8	7	6	5	4	3	2	1	
x	x	x	x	x	x	x	x	G.992.3 Annex M upstream PTM TPS-TC #3 NPar(3)s – Octet 9
								INP_min (minimum impulse noise protection) (bits 8 to 3)

**Table 11.50.54.9 – Standard information field – G.992.3 Annex M  
upstream PTM TPS-TC #3 NPar(3) coding – Octet 10**

		Bits						
8	7	6	5	4	3	2	1	
x	x	x	x	x	x	x	1	G.992.3 Annex M upstream PTM TPS-TC #3 NPar(3)s – Octet 10
								HDLC encapsulation
x	x	x	x	x	x	1	x	Reserved by ITU-T
x	x	x	x	x	1	x	x	Reserved by ITU-T
x	x	x	x	1	x	x	x	64/65-octet encapsulation with short packets
x	x	x	1	x	x	x	x	64/65-octet encapsulation with pre-emption
x	x	1	x	x	x	x	x	64/65-octet encapsulation supported

**Table 11.50.54.10 – Standard information field – G.992.3 Annex M  
upstream PTM TPS-TC #3 NPar(3) coding – Octet 11**

		Bits						
8	7	6	5	4	3	2	1	
x	x	x	x	x	x	x	1	G.992.3 Annex M upstream PTM TPS-TC #3 NPar(3)s – Octet 11
								Cipolicy ZERO
x	x	x	x	x	x	1	x	Cipolicy ONE
x	x	x	x	x	1	x	x	Reserved for allocation by ITU-T
x	x	x	x	1	x	x	x	Reserved for allocation by ITU-T
x	x	x	1	x	x	x	x	Reserved for allocation by ITU-T
x	x	1	x	x	x	x	x	Reserved for allocation by ITU-T
x	x	0	0	0	0	0	0	No parameters in this octet

**Table 11.50.55 – Standard information field – G.992.3 Annex M  
downstream PMS-TC latency path #3 NPar(3) coding – Octet 1**

		Bits						
8	7	6	5	4	3	2	1	
x	x	x	x	x	x	x	x	G.992.3 Annex M downstream PMS-TC latency path #3 NPar(3)s – Octet 1
								Net_max (maximum net data rate, bits 12 to 7)

**Table 11.50.55.1 – Standard information field – G.992.3 Annex M  
downstream PMS-TC latency path #3 NPar(3) coding – Octet 2**

		Bits						
8	7	6	5	4	3	2	1	
x	x	x	x	x	x	x	x	G.992.3 Annex M downstream PMS-TC latency path #3 NPar(3)s – Octet 2
								Net_max (maximum net data rate, bits 6 to 1)

**Table 11.50.55.2 – Standard information field – G.992.3 Annex M downstream PMS-TC latency path #3 NPar(3) coding – Octet 3**

		Bits						
8	7	6	5	4	3	2	1	
x	x			x	x	x	x	$R_{3\max}$ value ( $2^n$ , $n = 0$ to $15$ )
x	x	x	x					Reserved for allocation by ITU-T

**Table 11.50.55.3 – Standard information field – G.992.3 Annex M downstream PMS-TC latency path #3 NPar(3) coding – Octet 4**

		Bits						
8	7	6	5	4	3	2	1	
x	x				x	x	x	$D_{3\max}$ value ( $2^n$ , $n = 0$ to $7$ )
x	x	x	x	x				Reserved for allocation by ITU-T

**Table 11.50.56 – Standard information field – G.992.3 Annex M upstream PMS-TC latency path #3 NPar(3) coding – Octet 1**

		Bits						
8	7	6	5	4	3	2	1	
x	x	x	x	x	x	x	x	$Net_{\max}$ (maximum net data rate, bits 12 to 7)

**Table 11.50.56.1 – Standard information field – G.992.3 Annex M upstream PMS-TC latency path #3 NPar(3) coding – Octet 2**

		Bits						
8	7	6	5	4	3	2	1	
x	x	x	x	x	x	x	x	$Net_{\max}$ (maximum net data rate, bits 6 to 1)

**Table 11.50.56.2 – Standard information field – G.992.3 Annex M upstream PMS-TC latency path #3 NPar(3) coding – Octet 3**

		Bits						
8	7	6	5	4	3	2	1	
x	x			x	x	x	x	$R_{3\max}$ value ( $2^n$ , $n = 0$ to $15$ )
x	x	x	x					Reserved for allocation by ITU-T

**Table 11.50.56.3 – Standard information field – G.992.3 Annex M upstream PMS-TC latency path #3 NPar(3) coding – Octet 4**

		Bits						
8	7	6	5	4	3	2	1	
x	x				x	x	x	$D_{3\max}$ value ( $2^n$ , $n = 0$ to $7$ )
x	x	x	x	x				Reserved for allocation by ITU-T

## 9.4.26 G.992.5 Annex J Par(2)/Par(3) parameters

**Table 11.51 – Standard information field – G.992.5 Annex J NPar(2) coding**

		Bits						
8	7	6	5	4	3	2	1	G.992.5 Annex J NPar(2)s
x	x	x	x	x	x	x	1	NTR
x	x	x	x	x	x	1	x	Short initialization
x	x	x	x	x	1	x	x	Diagnostics mode
x	x	x	x	1	x	x	x	Reserved for allocation by ITU-T
x	x	x	1	x	x	x	x	Reserved for allocation by ITU-T
x	x	1	x	x	x	x	x	Reserved for allocation by ITU-T
x	x	0	0	0	0	0	0	No parameters in this octet

**Table 11.52 – Standard information field – G.992.5 Annex J SPar(2) coding – Octet 1**

		Bits						
8	7	6	5	4	3	2	1	G.992.5 Annex J SPar(2)s – Octet 1
x	x	x	x	x	x	x	1	Spectrum bounds upstream
x	x	x	x	x	x	1	x	Spectrum shaping upstream
x	x	x	x	x	1	x	x	Spectrum bounds downstream
x	x	x	x	1	x	x	x	Spectrum shaping downstream
x	x	x	1	x	x	x	x	Transmit signal images above the Nyquist frequency
x	x	1	x	x	x	x	x	Submode PSD masks
x	x	0	0	0	0	0	0	No parameters in this octet

**Table 11.52.0.1 – Standard information field – G.992.5 Annex J SPar(2) coding – Octet 2**

		Bits						
8	7	6	5	4	3	2	1	G.992.5 Annex J SPar(2)s – Octet 2
x	x	x	x	x	x	x	1	Downstream overhead data rate
x	x	x	x	x	x	1	x	Upstream overhead data rate
x	x	x	x	x	1	x	x	Maximum number of downstream TPS-TC functions of each type
x	x	x	x	1	x	x	x	Maximum number of upstream TPS-TC functions of each type
x	x	x	1	x	x	x	x	Submode PSD shape
x	x	1	x	x	x	x	x	Reserved for allocation by ITU-T
x	x	0	0	0	0	0	0	No parameters in this octet



**Table 11.52.0.2 – Standard information field – G.992.5 Annex J SPar(2) coding – Octet 3**

		Bits					G.992.5 Annex J SPar(2)s – Octet 3	
8	7	6	5	4	3	2	1	
x	x	x	x	x	x	x	1	Downstream STM TPS-TC #0
x	x	x	x	x	x	1	x	Upstream STM TPS-TC #0
x	x	x	x	x	1	x	x	Downstream ATM TPS-TC #0
x	x	x	x	1	x	x	x	Upstream ATM TPS-TC #0
x	x	x	1	x	x	x	x	Downstream PTM TPS-TC #0
x	x	1	x	x	x	x	x	Upstream PTM TPS-TC #0
x	x	0	0	0	0	0	0	No parameters in this octet

**Table 11.52.0.3 – Standard information field – G.992.5 Annex J SPar(2) coding – Octet 4**

		Bits					G.992.5 Annex J SPar(2)s – Octet 4	
8	7	6	5	4	3	2	1	
x	x	x	x	x	x	x	1	Downstream PMS-TC latency path #0 supported
x	x	x	x	x	x	1	x	Upstream PMS-TC latency path #0 supported
x	x	x	x	x	1	x	x	Reserved for allocation by ITU-T
x	x	x	x	1	x	x	x	Reserved for allocation by ITU-T
x	x	x	1	x	x	x	x	Reserved for allocation by ITU-T
x	x	1	x	x	x	x	x	Reserved for allocation by ITU-T
x	x	0	0	0	0	0	0	No parameters in this octet

**Table 11.52.0.4 – Standard information field – G.992.5 Annex J SPar(2) coding – Octet 5**

		Bits					G.992.5 Annex J SPar(2)s – Octet 5	
8	7	6	5	4	3	2	1	
x	x	x	x	x	x	x	1	Downstream STM TPS-TC #1
x	x	x	x	x	x	1	x	Upstream STM TPS-TC #1
x	x	x	x	x	1	x	x	Downstream ATM TPS-TC #1
x	x	x	x	1	x	x	x	Upstream ATM TPS-TC #1
x	x	x	1	x	x	x	x	Downstream PTM TPS-TC #1
x	x	1	x	x	x	x	x	Upstream PTM TPS-TC #1
x	x	0	0	0	0	0	0	No parameters in this octet

**Table 11.52.0.5 – Standard information field – G.992.5 Annex J SPar(2) coding – Octet 6**

		Bits					G.992.5 Annex J SPar(2)s – Octet 6	
8	7	6	5	4	3	2	1	
x	x	x	x	x	x	x	1	Downstream PMS-TC latency path #1 supported
x	x	x	x	x	x	1	x	Upstream PMS-TC latency path #1 supported
x	x	x	x	x	1	x	x	Reserved for allocation by ITU-T
x	x	x	x	1	x	x	x	Reserved for allocation by ITU-T
x	x	x	1	x	x	x	x	Reserved for allocation by ITU-T
x	x	1	x	x	x	x	x	Reserved for allocation by ITU-T
x	x	0	0	0	0	0	0	No parameters in this octet

**Table 11.52.0.6 – Standard information field – G.992.5 Annex J SPar(2) coding – Octet 7**

		Bits						G.992.5 Annex J SPar(2)s – Octet 7
8	7	6	5	4	3	2	1	
x	x	x	x	x	x	x	1	Downstream STM TPS-TC #2
x	x	x	x	x	x	1	x	Upstream STM TPS-TC #2
x	x	x	x	x	1	x	x	Downstream ATM TPS-TC #2
x	x	x	x	1	x	x	x	Upstream ATM TPS-TC #2
x	x	x	1	x	x	x	x	Downstream PTM TPS-TC #2
x	x	1	x	x	x	x	x	Upstream PTM TPS-TC #2
x	x	0	0	0	0	0	0	No parameters in this octet

**Table 11.52.0.7 – Standard information field – G.992.5 Annex J SPar(2) coding – Octet 8**

		Bits						G.992.5 Annex J SPar(2)s – Octet 8
8	7	6	5	4	3	2	1	
x	x	x	x	x	x	x	1	Downstream PMS-TC latency path #2 supported
x	x	x	x	x	x	1	x	Upstream PMS-TC latency path #2 supported
x	x	x	x	x	1	x	x	Reserved for allocation by ITU-T
x	x	x	x	1	x	x	x	Reserved for allocation by ITU-T
x	x	x	1	x	x	x	x	Reserved for allocation by ITU-T
x	x	1	x	x	x	x	x	Reserved for allocation by ITU-T
x	x	0	0	0	0	0	0	No parameters in this octet

**Table 11.52.0.8 – Standard information field – G.992.5 Annex J SPar(2) coding – Octet 9**

		Bits						G.992.5 Annex J SPar(2)s – Octet 9
8	7	6	5	4	3	2	1	
x	x	x	x	x	x	x	1	Downstream STM TPS-TC #3
x	x	x	x	x	x	1	x	Upstream STM TPS-TC #3
x	x	x	x	x	1	x	x	Downstream ATM TPS-TC #3
x	x	x	x	1	x	x	x	Upstream ATM TPS-TC #3
x	x	x	1	x	x	x	x	Downstream PTM TPS-TC #3
x	x	1	x	x	x	x	x	Upstream PTM TPS-TC #3
x	x	0	0	0	0	0	0	No parameters in this octet

**Table 11.52.0.9 – Standard information field – G.992.5 Annex J SPar(2) coding – Octet 10**

		Bits						G.992.5 Annex J SPar(2)s – Octet 10
8	7	6	5	4	3	2	1	
x	x	x	x	x	x	x	1	Downstream PMS-TC latency path #3 supported
x	x	x	x	x	x	1	x	Upstream PMS-TC latency path #3 supported
x	x	x	x	x	1	x	x	Reserved for allocation by ITU-T
x	x	x	x	1	x	x	x	Reserved for allocation by ITU-T
x	x	x	1	x	x	x	x	Reserved for allocation by ITU-T
x	x	1	x	x	x	x	x	Reserved for allocation by ITU-T
x	x	0	0	0	0	0	0	No parameters in this octet

**Table 11.52.1 – Standard information field – G.992.5 Annex J  
spectrum bounds upstream NPar(3) coding – Octet 1**

		Bits						
8	7	6	5	4	3	2	1	
x	x	0	0	0	x	x	x	NOMPSDus (bits 9 to 7)

**Table 11.52.1.1 – Standard information field – G.992.5 Annex J  
spectrum bounds upstream NPar(3) coding – Octet 2**

		Bits						
8	7	6	5	4	3	2	1	
x	x	x	x	x	x	x	x	NOMPSDus (bits 6 to 1)

**Table 11.52.1.2 – Standard information field – G.992.5 Annex J  
spectrum bounds upstream NPar(3) coding – Octet 3**

		Bits						
8	7	6	5	4	3	2	1	
x	x	0	0	0	x	x	x	MAXNOMPSDus (bits 9 to 7)

**Table 11.52.1.3 – Standard information field – G.992.5 Annex J  
spectrum bounds upstream NPar(3) coding – Octet 4**

		Bits						
8	7	6	5	4	3	2	1	
x	x	x	x	x	x	x	x	MAXNOMPSDus (bits 6 to 1)

**Table 11.52.1.4 – Standard information field – G.992.5 Annex J  
spectrum bounds upstream NPar(3) coding – Octet 5**

		Bits						
8	7	6	5	4	3	2	1	
x	x	0	0	0	x	x	x	MAXNOMATPus (bits 9 to 7)

**Table 11.52.1.5 – Standard information field – G.992.5 Annex J  
spectrum bounds upstream NPar(3) coding – Octet 6**

		Bits						
8	7	6	5	4	3	2	1	
x	x	x	x	x	x	x	x	MAXNOMATPus (bits 6 to 1)

**Table 11.52.2 – Standard information field – G.992.5 Annex J  
spectrum shaping upstream NPar(3) coding – Octet 1**

		Bits						
8	7	6	5	4	3	2	1	
x	x	x	x	x	x	x	x	"First" subcarrier index i (bits 12 to 7)

**Table 11.52.2.1 – Standard information field – G.992.5 Annex J  
spectrum shaping upstream NPar(3) coding – Octet 2**

		Bits						
8	7	6	5	4	3	2	1	
x	x	x	x	x	x	x	x	G.992.5 Annex J spectrum shaping upstream NPar(3)s – Octet 2
								"First" subcarrier index i (bits 6 to 1)

**Table 11.52.2.2 – Standard information field – G.992.5 Annex J  
spectrum shaping upstream NPar(3) coding – Octet 3**

		Bits						
8	7	6	5	4	3	2	1	
		x						G.992.5 Annex J spectrum shaping upstream NPar(3)s – Octet 3
								"First" subcarrier in supported set
x	x		0	0	0	0	x	"First" log <sub>2</sub> tss <sub>i</sub> (bit 7)

**Table 11.52.2.3 – Standard information field – G.992.5 Annex J  
spectrum shaping upstream NPar(3) coding – Octet 4**

		Bits						
8	7	6	5	4	3	2	1	
x	x	x	x	x	x	x	x	G.992.5 Annex J spectrum shaping upstream NPar(3)s – Octet 4
								"First" log <sub>2</sub> tss <sub>i</sub> (bits 6 to 1)

**Table 11.52.2.4\*(j-1) – Standard information field – G.992.5 Annex J  
spectrum shaping upstream NPar(3) coding – Octet 4\*(j-1)+1**

		Bits						
8	7	6	5	4	3	2	1	
x	x	x	x	x	x	x	x	G.992.5 Annex J spectrum shaping upstream NPar(3)s – Octet 4*(j-1)+1
								"Last" subcarrier index i (bits 12 to 7)
NOTE – j is the number of subcarrier indices used to specify the spectral shape.								

**Table 11.52.2.4\*(j-1)+1 – Standard information field – G.992.5 Annex J  
spectrum shaping upstream NPar(3) coding – Octet 4\*(j-1)+2**

		Bits						
8	7	6	5	4	3	2	1	
x	x	x	x	x	x	x	x	G.992.5 Annex J spectrum shaping upstream NPar(3)s – Octet 4*(j-1)+2
								"Last" subcarrier index i (bits 6 to 1)
NOTE – j is the number of subcarrier indices used to specify the spectral shape.								

**Table 11.52.2.4\*(j-1)+2 – Standard information field – G.992.5 Annex J  
spectrum shaping upstream NPar(3) coding – Octet 4\*(j-1)+3**

		Bits						
8	7	6	5	4	3	2	1	
		x						G.992.5 Annex J spectrum shaping upstream NPar(3)s – Octet 4*(j-1)+3
								"Last" subcarrier in supported set
x	x		0	0	0	0	x	"Last" log <sub>2</sub> tss <sub>i</sub> (bit 7)
NOTE – j is the number of subcarrier indices used to specify the spectral shape.								

**Table 11.52.2.4\*(j-1)+3 – Standard information field – G.992.5 Annex J spectrum shaping upstream NPar(3) coding – Octet 4\*(j-1)+4**

		Bits						
8	7	6	5	4	3	2	1	
x	x	x	x	x	x	x	x	G.992.5 Annex J spectrum shaping upstream NPar(3)s – Octet 4*(j-1)+4
								"Last" log <sub>2</sub> tss <sub>i</sub> (bits 6 to 1)

**Table 11.52.3 – Standard information field – G.992.5 Annex J spectrum bounds downstream NPar(3) coding – Octet 1**

		Bits						
8	7	6	5	4	3	2	1	
x	x	0	0	0	x	x	x	G.992.5 Annex J spectrum bounds downstream NPar(3)s – Octet 1
								NOMPSDds (bits 9 to 7)

**Table 11.52.3.1 – Standard information field – G.992.5 Annex J spectrum bounds downstream NPar(3) coding – Octet 2**

		Bits						
8	7	6	5	4	3	2	1	
x	x	x	x	x	x	x	x	G.992.5 Annex J spectrum bounds downstream NPar(3)s – Octet 2
								NOMPSDds (bits 6 to 1)

**Table 11.52.3.2 – Standard information field – G.992.5 Annex J spectrum bounds downstream NPar(3) coding – Octet 3**

		Bits						
8	7	6	5	4	3	2	1	
x	x	0	0	0	x	x	x	G.992.5 Annex J spectrum bounds downstream NPar(3)s – Octet 3
								MAXNOMPSDds (bits 9 to 7)

**Table 11.52.3.3 – Standard information field – G.992.5 Annex J spectrum bounds downstream NPar(3) coding – Octet 4**

		Bits						
8	7	6	5	4	3	2	1	
x	x	x	x	x	x	x	x	G.992.5 Annex J spectrum bounds downstream NPar(3)s – Octet 4
								MAXNOMPSDds (bits 6 to 1)

**Table 11.52.3.4 – Standard information field – G.992.5 Annex J spectrum bounds downstream NPar(3) coding – Octet 5**

		Bits						
8	7	6	5	4	3	2	1	
x	x	0	0	0	x	x	x	G.992.5 Annex J spectrum bounds downstream NPar(3)s – Octet 5
								MAXNOMATPDs (bits 9 to 7)

**Table 11.52.3.5 – Standard information field – G.992.5 Annex J spectrum bounds downstream NPar(3) coding – Octet 6**

		Bits						
8	7	6	5	4	3	2	1	
x	x	x	x	x	x	x	x	G.992.5 Annex J spectrum bounds downstream NPar(3)s – Octet 6
								MAXNOMATPDs (bits 6 to 1)

**Table 11.52.4 – Standard information field – G.992.5 Annex J  
spectrum shaping downstream NPar(3) coding – Octet 1**

		Bits						
8	7	6	5	4	3	2	1	
x	x	x	x	x	x	x	x	G.992.5 Annex J spectrum shaping downstream NPar(3)s – Octet 1
								"First" subcarrier index i (bits 12 to 7)

**Table 11.52.4.1 – Standard information field – G.992.5 Annex J  
spectrum shaping downstream NPar(3) coding – Octet 2**

		Bits						
8	7	6	5	4	3	2	1	
x	x	x	x	x	x	x	x	G.992.5 Annex J spectrum shaping downstream NPar(3)s – Octet 2
								"First" subcarrier index i (bits 6 to 1)

**Table 11.52.4.2 – Standard information field – G.992.5 Annex J  
spectrum shaping downstream NPar(3) coding – Octet 3**

		Bits						
8	7	6	5	4	3	2	1	
		x						G.992.5 Annex J spectrum shaping downstream NPar(3)s – Octet 3
x	x	0	0	0	0	0	x	"First" subcarrier in supported set
								"First" log <sub>2</sub> tss <sub>i</sub> (bit 7)

**Table 11.52.4.3 – Standard information field – G.992.5 Annex J  
spectrum shaping downstream NPar(3) coding – Octet 4**

		Bits						
8	7	6	5	4	3	2	1	
x	x	x	x	x	x	x	x	G.992.5 Annex J spectrum shaping downstream NPar(3)s – Octet 4
								"First" log <sub>2</sub> tss <sub>i</sub> (bits 6 to 1)

**Table 11.52.4.4\*(j-1) – Standard information field – G.992.5 Annex J  
spectrum shaping downstream NPar(3) coding – Octet 4\*(j-1)+1**

		Bits						
8	7	6	5	4	3	2	1	
x	x	x	x	x	x	x	x	G.992.5 Annex J spectrum shaping downstream NPar(3)s – Octet 4*(j-1)+1
								"Last" subcarrier index i (bits 12 to 7)

NOTE – j is the number of subcarrier indices used to specify the spectral shape.

**Table 11.52.4.4\*(j-1)+1 – Standard information field – G.992.5 Annex J  
spectrum shaping downstream NPar(3) coding – Octet 4\*(j-1)+2**

		Bits						
8	7	6	5	4	3	2	1	
x	x	x	x	x	x	x	x	G.992.5 Annex J spectrum shaping downstream NPar(3)s – Octet 4*(j-1)+2
								"Last" subcarrier index i (bits 6 to 1)

NOTE – j is the number of subcarrier indices used to specify the spectral shape.

**Table 11.52.4.4\*(j-1)+2 – Standard information field – G.992.5 Annex J spectrum shaping downstream NPar(3) coding – Octet 4\*(j-1)+3**

		Bits						
8	7	6	5	4	3	2	1	
		x						G.992.5 Annex J spectrum shaping downstream NPar(3)s – Octet 4*(j-1)+3
x	x		0	0	0	0	x	"Last" subcarrier in supported set "Last" log_tss <sub>i</sub> (bit 7)

NOTE – j is the number of subcarrier indices used to specify the spectral shape.

**Table 11.52.4.4\*(j-1)+3 – Standard information field – G.992.5 Annex J spectrum shaping downstream NPar(3) coding – Octet 4\*(j-1)+4**

		Bits						
8	7	6	5	4	3	2	1	
x	x	x	x	x	x	x	x	G.992.5 Annex J spectrum shaping downstream NPar(3)s – Octet 4*(j-1)+4
								"Last" log_tss <sub>i</sub> (bits 6 to 1)

**Table 11.52.5 – Standard information field – G.992.5 Annex J transmit signal images above the Nyquist frequency NPar(3) coding**

		Bits						
8	7	6	5	4	3	2	1	
x	x	x	x	x	x			G.992.5 Annex J transmit signal images above the Nyquist frequency NPar(3)s
x	x					x	x	IDFT size N IFFT fill

**Table 11.52.6 – Standard information field – G.992.5 Annex J submode PSD masks NPar(3) coding – Octet 1**

		Bits						
8	7	6	5	4	3	2	1	
x	x	x	x	x	x	x	1	G.992.5 Annex J submode PSD masks NPar(3)s – Octet 1
x	x	x	x	x	x	1	x	ADLU-32 supported
x	x	x	x	x	1	x	x	ADLU-36 supported
x	x	x	x	1	x	x	x	ADLU-40 supported
x	x	x	1	x	x	x	x	ADLU-44 supported
x	x	x	1	x	x	x	x	ADLU-48 supported
x	x	1	x	x	x	x	x	ADLU-52 supported
x	x	0	0	0	0	0	0	No parameters in this octet

**Table 11.52.6.1 – Standard information field – G.992.5 Annex J  
submode PSD masks NPar(3) coding – Octet 2**

8		7		Bits						G.992.5 Annex J submode PSD masks NPar(3)s – Octet 2
8	7	6	5	4	3	2	1			
x	x	x	x	x	x	x	x	1	ADLU-56 supported	
x	x	x	x	x	x	1	x		ADLU-60 supported	
x	x	x	x	x	1	x	x		ADLU-64 supported	
x	x	x	x	1	x	x	x		Reserved for allocation by ITU-T	
x	x	x	1	x	x	x	x		Reserved for allocation by ITU-T	
x	x	1	x	x	x	x	x		Reserved for allocation by ITU-T	
x	x	0	0	0	0	0	0		No parameters in this octet	

**Table 11.52.7 – Standard information field – G.992.5 Annex J  
downstream overhead data rate NPar(3) coding**

8		7		Bits						G.992.5 Annex J downstream overhead data rate NPar(3)s
8	7	6	5	4	3	2	1			
x	x	x	x	x	x	x	x		Minimum overhead data rate ((n+1) * 1 kbit/s, n = 3 to 63)	

**Table 11.52.8 – Standard information field – G.992.5 Annex J  
upstream overhead data rate NPar(3) coding**

8		7		Bits						G.992.5 Annex J upstream overhead data rate NPar(3)s
8	7	6	5	4	3	2	1			
x	x	x	x	x	x	x	x		Minimum overhead data rate ((n+1) * 1 kbit/s, n = 3 to 63)	

**Table 11.52.9 – Standard information field – G.992.5 Annex J  
maximum number of downstream TPS-TC functions of each type NPar(3) coding – Octet 1**

8		7		Bits						G.992.5 Annex J maximum number of downstream TPS-TC functions of each type NPar(3)s – Octet 1
8	7	6	5	4	3	2	1			
x	x				x	x	x		Maximum number of downstream STM TPS-TCs (n = 0 to 4)	
x	x	x	x	x					Maximum number of downstream ATM TPS-TCs (n = 0 to 4)	

**Table 11.52.9.1 – Standard information field – G.992.5 Annex J  
maximum number of downstream TPS-TC functions of each type NPar(3) coding – Octet 2**

8		7		Bits						G.992.5 Annex J maximum number of downstream TPS-TC functions of each type NPar(3)s – Octet 2
8	7	6	5	4	3	2	1			
x	x				x	x	x		Maximum number of downstream PTM TPS-TCs (n = 0 to 4)	
x	x	x	x	x					Reserved for allocation by ITU-T	



**Table 11.52.10 – Standard information field – G.992.5 Annex J  
maximum number of upstream TPS-TC functions of each type NPar(3) coding – Octet 1**

Bits							G.992.5 Annex J maximum number of upstream TPS-TC functions of each type NPar(3)s – Octet 1	
8	7	6	5	4	3	2		1
x	x				x	x	x	Maximum number of upstream STM TPS-TCs (n = 0 to 4)
x	x	x	x	x				Maximum number of upstream ATM TPS-TCs (n = 0 to 4)

**Table 11.52.10.1 – Standard information field – G.992.5 Annex J  
maximum number of upstream TPS-TC functions of each type NPar(3) coding – Octet 2**

Bits							G.992.5 Annex J maximum number of upstream TPS-TC functions of each type NPar(3)s – Octet 2	
8	7	6	5	4	3	2		1
x	x				x	x	x	Maximum number of upstream PTM TPS-TCs (n = 0 to 4)
x	x	x	x	x				Reserved for allocation by ITU-T

**Table 11.52.11 – Standard information field – G.992.5 Annex J  
submode PSD shape NPar(3) coding – Octet 1**

Bits							G.992.5 Annex J submode PSD shape NPar(3)s – Octet 1	
8	7	6	5	4	3	2		1
x	x	x	x	x	x	x	x	Tone index n (bit 6 to 1, coded as n-1)

**Table 11.52.11.1 – Standard information field – G.992.5 Annex J  
submode PSD shape NPar(3) coding – Octet 2**

Bits							G.992.5 Annex J submode PSD shape NPar(3)s – Octet 2	
8	7	6	5	4	3	2		1
x	x	x	x	x	x	x	x	PSD at this tone index n (bit 6 to 1, coded as n)

.

.

.

**Table 11.52.11.2\*(j-1) – Standard information field – G.992.5 Annex J  
submode PSD shape NPar(3) coding – Octet 2\*(j-1)+1**

Bits							G.992.5 Annex J submode PSD shape NPar(3)s – Octet 2*(j-1)+1	
8	7	6	5	4	3	2		1
x	x	x	x	x	x	x	x	Tone index n (bit 6 to 1, coded as n-1)

NOTE – j is the number of subcarrier indices used to specify the spectral shape.

**Table 11.52.11.2\*(j-1)+1 – Standard information field – G.992.5 Annex J  
submode PSD shape NPar(3) coding – Octet 2\*(j-1)+2**

Bits							G.992.5 Annex J submode PSD shape NPar(3)s – Octet 2*(j-1)+2	
8	7	6	5	4	3	2		1
x	x	x	x	x	x	x	x	PSD at this tone index n (bit 6 to 1, coded as n)

NOTE – j is the number of subcarrier indices used to specify the spectral shape.

**Table 11.52.13 – Standard information field – G.992.5 Annex J  
downstream STM TPS-TC #0 NPar(3) coding – Octet 1**

8		7		6		5		4		3		2		1	
G.992.5 Annex J downstream STM TPS-TC #0 NPar(3)s – Octet 1															
x	x	x	x	x	x	x	x	x	x	x	x	x	x	x	x
Net_min (minimum net data rate, bits 12 to 7)															

**Table 11.52.13.1 – Standard information field – G.992.5 Annex J  
downstream STM TPS-TC #0 NPar(3) coding – Octet 2**

8		7		6		5		4		3		2		1	
G.992.5 Annex J downstream STM TPS-TC #0 NPar(3)s – Octet 2															
x	x	x	x	x	x	x	x	x	x	x	x	x	x	x	x
Net_min (minimum net data rate, bits 6 to 1)															

**Table 11.52.13.2 – Standard information field – G.992.5 Annex J  
downstream STM TPS-TC #0 NPar(3) coding – Octet 3**

8		7		6		5		4		3		2		1	
G.992.5 Annex J downstream STM TPS-TC #0 NPar(3)s – Octet 3															
x	x	x	x	x	x	x	x	x	x	x	x	x	x	x	x
Net_max (maximum net data rate, bits 12 to 7)															

**Table 11.52.13.3 – Standard information field – G.992.5 Annex J  
downstream STM TPS-TC #0 NPar(3) coding – Octet 4**

8		7		6		5		4		3		2		1	
G.992.5 Annex J downstream STM TPS-TC #0 NPar(3)s – Octet 4															
x	x	x	x	x	x	x	x	x	x	x	x	x	x	x	x
Net_max (maximum net data rate, bits 6 to 1)															

**Table 11.52.13.4 – Standard information field – G.992.5 Annex J  
downstream STM TPS-TC #0 NPar(3) coding – Octet 5**

8		7		6		5		4		3		2		1	
G.992.5 Annex J downstream STM TPS-TC #0 NPar(3)s – Octet 5															
x	x	x	x	x	x	x	x	x	x	x	x	x	x	x	x
Net_reserve (minimum reserved net data rate, bits 12 to 7)															

**Table 11.52.13.5 – Standard information field – G.992.5 Annex J  
downstream STM TPS-TC #0 NPar(3) coding – Octet 6**

8		7		6		5		4		3		2		1	
G.992.5 Annex J downstream STM TPS-TC #0 NPar(3)s – Octet 6															
x	x	x	x	x	x	x	x	x	x	x	x	x	x	x	x
Net_reserve (minimum reserved net data rate, bits 6 to 1)															

**Table 11.52.13.6 – Standard information field – G.992.5 Annex J  
downstream STM TPS-TC #0 NPar(3) coding – Octet 7**

8		7		6		5		4		3		2		1	
G.992.5 Annex J downstream STM TPS-TC #0 NPar(3)s – Octet 7															
x	x	x	x	x	x	x	x	x	x	x	x	x	x	x	x
Delay_max (maximum delay) (n milliseconds, n = 0 to 63)															

**Table 11.52.13.7 – Standard information field – G.992.5 Annex J  
downstream STM TPS-TC #0 NPar(3) coding – Octet 8**

		Bits						
8	7	6	5	4	3	2	1	
x	x					x	x	Error_max (maximum bit error ratio)
x	x			x	x			INP_min (minimum impulse noise protection) (bits 2 and 1)
x	x		x					Reserved for allocation by ITU-T
x	x	x						Reserved for allocation by ITU-T

**Table 11.52.13.8 – Standard information field – G.992.5 Annex J  
downstream STM TPS-TC #0 NPar(3) coding – Octet 9**

		Bits						
8	7	6	5	4	3	2	1	
x	x	x	x	x	x	x	x	INP_min (minimum impulse noise protection) (bits 8 to 3)

**Table 11.52.13.9 – Standard information field – G.992.5 Annex J  
downstream STM TPS-TC #0 NPar(3) coding – Octet 10**

		Bits						
8	7	6	5	4	3	2	1	
x	x	x	x	x	x	x	1	CIpolicy ZERO
x	x	x	x	x	x	1	x	CIpolicy ONE
x	x	x	x	x	1	x	x	Reserved for allocation by ITU-T
x	x	x	x	1	x	x	x	Reserved for allocation by ITU-T
x	x	x	1	x	x	x	x	Reserved for allocation by ITU-T
x	x	1	x	x	x	x	x	Reserved for allocation by ITU-T
x	x	0	0	0	0	0	0	No parameters in this octet

**Table 11.52.14 – Standard information field – G.992.5 Annex J  
upstream STM TPS-TC #0 NPar(3) coding – Octet 1**

		Bits						
8	7	6	5	4	3	2	1	
x	x	x	x	x	x	x	x	Net_min (minimum net data rate, bits 12 to 7)

**Table 11.52.14.1 – Standard information field – G.992.5 Annex J  
upstream STM TPS-TC #0 NPar(3) coding – Octet 2**

		Bits						
8	7	6	5	4	3	2	1	
x	x	x	x	x	x	x	x	Net_min (minimum net data rate, bits 6 to 1)

**Table 11.52.14.2 – Standard information field – G.992.5 Annex J  
upstream STM TPS-TC #0 NPar(3) coding – Octet 3**

		Bits						
8	7	6	5	4	3	2	1	
x	x	x	x	x	x	x	x	Net_max (maximum net data rate, bits 12 to 7)

**Table 11.52.14.3 – Standard information field – G.992.5 Annex J  
upstream STM TPS-TC #0 NPar(3) coding – Octet 4**

		Bits						
8	7	6	5	4	3	2	1	
x	x	x	x	x	x	x	x	Net_max (maximum net data rate, bits 6 to 1)

**Table 11.52.14.4 – Standard information field – G.992.5 Annex J  
upstream STM TPS-TC #0 NPar(3) coding – Octet 5**

		Bits						
8	7	6	5	4	3	2	1	
x	x	x	x	x	x	x	x	Net_reserve (minimum reserved net data rate, bits 12 to 7)

**Table 11.52.14.5 – Standard information field – G.992.5 Annex J  
upstream STM TPS-TC #0 NPar(3) coding – Octet 6**

		Bits						
8	7	6	5	4	3	2	1	
x	x	x	x	x	x	x	x	Net_reserve (minimum reserved net data rate, bits 6 to 1)

**Table 11.52.14.6 – Standard information field – G.992.5 Annex J  
upstream STM TPS-TC #0 NPar(3) coding – Octet 7**

		Bits						
8	7	6	5	4	3	2	1	
x	x	x	x	x	x	x	x	Delay_max (maximum delay) (n milliseconds, n = 0 to 63)

**Table 11.52.14.7 – Standard information field – G.992.5 Annex J  
upstream STM TPS-TC #0 NPar(3) coding – Octet 8**

		Bits						
8	7	6	5	4	3	2	1	
x	x					x	x	Error_max (maximum bit error ratio)
x	x			x	x			INP_min (minimum impulse noise protection) (bits 2 and 1)
x	x		x					Reserved for allocation by ITU-T
x	x	x						Reserved for allocation by ITU-T

**Table 11.52.14.8 – Standard information field – G.992.5 Annex J  
upstream STM TPS-TC #0 NPar(3) coding – Octet 9**

		Bits						
8	7	6	5	4	3	2	1	
x	x	x	x	x	x	x	x	INP_min (minimum impulse noise protection) (bits 8 to 3)

**Table 11.52.14.9 – Standard information field – G.992.5 Annex J  
upstream STM TPS-TC #0 NPar(3) coding – Octet 10**

8 7		Bits						
		6	5	4	3	2	1	
x	x	x	x	x	x	x	1	CIpolicy ZERO
x	x	x	x	x	x	1	x	CIpolicy ONE
x	x	x	x	x	1	x	x	Reserved for allocation by ITU-T
x	x	x	x	1	x	x	x	Reserved for allocation by ITU-T
x	x	x	1	x	x	x	x	Reserved for allocation by ITU-T
x	x	1	x	x	x	x	x	Reserved for allocation by ITU-T
x	x	0	0	0	0	0	0	No parameters in this octet

**Table 11.52.15 – Standard information field – G.992.5 Annex J  
downstream ATM TPS-TC #0 NPar(3) coding – Octet 1**

8 7		Bits						
		6	5	4	3	2	1	
x	x	x	x	x	x	x	x	Net_min (minimum net data rate, bits 12 to 7)

**Table 11.52.15.1 – Standard information field – G.992.5 Annex J  
downstream ATM TPS-TC #0 NPar(3) coding – Octet 2**

8 7		Bits						
		6	5	4	3	2	1	
x	x	x	x	x	x	x	x	Net_min (minimum net data rate, bits 6 to 1)

**Table 11.52.15.2 – Standard information field – G.992.5 Annex J  
downstream ATM TPS-TC #0 NPar(3) coding – Octet 3**

8 7		Bits						
		6	5	4	3	2	1	
x	x	x	x	x	x	x	x	Net_max (maximum net data rate, bits 12 to 7)

**Table 11.52.15.3 – Standard information field – G.992.5 Annex J  
downstream ATM TPS-TC #0 NPar(3) coding – Octet 4**

8 7		Bits						
		6	5	4	3	2	1	
x	x	x	x	x	x	x	x	Net_max (maximum net data rate, bits 6 to 1)

**Table 11.52.15.4 – Standard information field – G.992.5 Annex J  
downstream ATM TPS-TC #0 NPar(3) coding – Octet 5**

8 7		Bits						
		6	5	4	3	2	1	
x	x	x	x	x	x	x	x	Net_reserve (minimum reserved net data rate, bits 12 to 7)

**Table 11.52.15.5 – Standard information field – G.992.5 Annex J  
downstream ATM TPS-TC #0 NPar(3) coding – Octet 6**

		Bits						
8	7	6	5	4	3	2	1	
x	x	x	x	x	x	x	x	G.992.5 Annex J downstream ATM TPS-TC #0 NPar(3)s – Octet 6
								Net_reserve (minimum reserved net data rate, bits 6 to 1)

**Table 11.52.15.6 – Standard information field – G.992.5 Annex J  
downstream ATM TPS-TC #0 NPar(3) coding – Octet 7**

		Bits						
8	7	6	5	4	3	2	1	
x	x	x	x	x	x	x	x	G.992.5 Annex J downstream ATM TPS-TC #0 NPar(3)s – Octet 7
								Delay_max (maximum delay) (n milliseconds, n = 0 to 63)

**Table 11.52.15.7 – Standard information field – G.992.5 Annex J  
downstream ATM TPS-TC #0 NPar(3) coding – Octet 8**

		Bits						
8	7	6	5	4	3	2	1	
x	x					x	x	G.992.5 Annex J downstream ATM TPS-TC #0 NPar(3)s – Octet 8
								Error_max (maximum bit error ratio)
x	x			x	x			INP_min (minimum impulse noise protection) (bits 2 and 1)
x	x		x					Reserved for allocation by ITU-T
x	x	x						IMA_flag

**Table 11.52.15.8 – Standard information field – G.992.5 Annex J  
downstream ATM TPS-TC #0 NPar(3) coding – Octet 9**

		Bits						
8	7	6	5	4	3	2	1	
x	x	x	x	x	x	x	x	G.992.5 Annex J downstream ATM TPS-TC #0 NPar(3)s – Octet 9
								INP_min (minimum impulse noise protection) (bits 8 to 3)

**Table 11.52.15.9 – Standard information field – G.992.5 Annex J  
downstream ATM TPS-TC #0 NPar(3) coding – Octet 10**

		Bits						
8	7	6	5	4	3	2	1	
x	x	x	x	x	x	x	1	G.992.5 Annex J downstream ATM TPS-TC #0 NPar(3)s – Octet 10
								Cipolicy ZERO
x	x	x	x	x	x	1	x	Cipolicy ONE
x	x	x	x	x	1	x	x	Reserved for allocation by ITU-T
x	x	x	x	1	x	x	x	Reserved for allocation by ITU-T
x	x	x	1	x	x	x	x	Reserved for allocation by ITU-T
x	x	1	x	x	x	x	x	Reserved for allocation by ITU-T
x	x	0	0	0	0	0	0	No parameters in this octet

**Table 11.52.16 – Standard information field – G.992.5 Annex J  
upstream ATM TPS-TC #0 NPar(3) coding – Octet 1**

		Bits						
8	7	6	5	4	3	2	1	
x	x	x	x	x	x	x	x	G.992.5 Annex J upstream ATM TPS-TC #0 NPar(3)s – Octet 1
								Net_min (minimum net data rate, bits 12 to 7)

**Table 11.52.16.1 – Standard information field – G.992.5 Annex J  
upstream ATM TPS-TC #0 NPar(3) coding – Octet 2**

8		7		Bits							G.992.5 Annex J upstream ATM TPS-TC #0 NPar(3)s – Octet 2
8	7	6	5	4	3	2	1				
x	x	x	x	x	x	x	x	x	x	Net_min (minimum net data rate, bits 6 to 1)	

**Table 11.52.16.2 – Standard information field – G.992.5 Annex J  
upstream ATM TPS-TC #0 NPar(3) coding – Octet 3**

8		7		Bits							G.992.5 Annex J upstream ATM TPS-TC #0 NPar(3)s – Octet 3
8	7	6	5	4	3	2	1				
x	x	x	x	x	x	x	x	x	x	Net_max (maximum net data rate, bits 12 to 7)	

**Table 11.52.16.3 – Standard information field – G.992.5 Annex J  
upstream ATM TPS-TC #0 NPar(3) coding – Octet 4**

8		7		Bits							G.992.5 Annex J upstream ATM TPS-TC #0 NPar(3)s – Octet 4
8	7	6	5	4	3	2	1				
x	x	x	x	x	x	x	x	x	x	Net_max (maximum net data rate, bits 6 to 1)	

**Table 11.52.16.4 – Standard information field – G.992.5 Annex J  
upstream ATM TPS-TC #0 NPar(3) coding – Octet 5**

8		7		Bits							G.992.5 Annex J upstream ATM TPS-TC #0 NPar(3)s – Octet 5
8	7	6	5	4	3	2	1				
x	x	x	x	x	x	x	x	x	x	Net_reserve (minimum reserved net data rate, bits 12 to 7)	

**Table 11.52.16.5 – Standard information field – G.992.5 Annex J  
upstream ATM TPS-TC #0 NPar(3) coding – Octet 6**

8		7		Bits							G.992.5 Annex J upstream ATM TPS-TC #0 NPar(3)s – Octet 6
8	7	6	5	4	3	2	1				
x	x	x	x	x	x	x	x	x	x	Net_reserve (minimum reserved net data rate, bits 6 to 1)	

**Table 11.52.16.6 – Standard information field – G.992.5 Annex J  
upstream ATM TPS-TC #0 NPar(3) coding – Octet 7**

8		7		Bits							G.992.5 Annex J upstream ATM TPS-TC #0 NPar(3)s – Octet 7
8	7	6	5	4	3	2	1				
x	x	x	x	x	x	x	x	x	x	Delay_max (maximum delay) (n milliseconds, n = 0 to 63)	

**Table 11.52.16.7 – Standard information field – G.992.5 Annex J  
upstream ATM TPS-TC #0 NPar(3) coding – Octet 8**

8		7		Bits							G.992.5 Annex J upstream ATM TPS-TC #0 NPar(3)s – Octet 8
8	7	6	5	4	3	2	1				
x	x							x	x	Error_max (maximum bit error ratio)	
x	x				x	x				INP_min (minimum impulse noise protection) (bits 2 and 1)	
x	x			x						Reserved for allocation by ITU-T	
x	x	x								IMA_flag	

**Table 11.52.16.8 – Standard information field – G.992.5 Annex J  
upstream ATM TPS-TC #0 NPar(3) coding – Octet 9**

		Bits						
8	7	6	5	4	3	2	1	
x	x	x	x	x	x	x	x	INP_min (minimum impulse noise protection) (bits 8 to 3)

**Table 11.52.16.9 – Standard information field – G.992.5 Annex J  
upstream ATM TPS-TC #0 NPar(3) coding – Octet 10**

		Bits						
8	7	6	5	4	3	2	1	
x	x	x	x	x	x	x	1	CIpolicy ZERO
x	x	x	x	x	x	1	x	CIpolicy ONE
x	x	x	x	x	1	x	x	Reserved for allocation by ITU-T
x	x	x	x	1	x	x	x	Reserved for allocation by ITU-T
x	x	x	1	x	x	x	x	Reserved for allocation by ITU-T
x	x	1	x	x	x	x	x	Reserved for allocation by ITU-T
x	x	0	0	0	0	0	0	No parameters in this octet

**Table 11.52.17 – Standard information field – G.992.5 Annex J  
downstream PTM TPS-TC #0 NPar(3) coding – Octet 1**

		Bits						
8	7	6	5	4	3	2	1	
x	x	x	x	x	x	x	x	Net_min (minimum net data rate, bits 12 to 7)

**Table 11.52.17.1 – Standard information field – G.992.5 Annex J  
downstream PTM TPS-TC #0 NPar(3) coding – Octet 2**

		Bits						
8	7	6	5	4	3	2	1	
x	x	x	x	x	x	x	x	Net_min (minimum net data rate, bits 6 to 1)

**Table 11.52.17.2 – Standard information field – G.992.5 Annex J  
downstream PTM TPS-TC #0 NPar(3) coding – Octet 3**

		Bits						
8	7	6	5	4	3	2	1	
x	x	x	x	x	x	x	x	Net_max (maximum net data rate, bits 12 to 7)

**Table 11.52.17.3 – Standard information field – G.992.5 Annex J  
downstream PTM TPS-TC #0 NPar(3) coding – Octet 4**

		Bits						
8	7	6	5	4	3	2	1	
x	x	x	x	x	x	x	x	Net_max (maximum net data rate, bits 6 to 1)



**Table 11.52.17.4 – Standard information field – G.992.5 Annex J  
downstream PTM TPS-TC #0 NPar(3) coding – Octet 5**

		Bits						
8	7	6	5	4	3	2	1	
x	x	x	x	x	x	x	x	Net_reserve (minimum reserved net data rate, bits 12 to 7)

**Table 11.52.17.5 – Standard information field – G.992.5 Annex J  
downstream PTM TPS-TC #0 NPar(3) coding – Octet 6**

		Bits						
8	7	6	5	4	3	2	1	
x	x	x	x	x	x	x	x	Net_reserve (minimum reserved net data rate, bits 6 to 1)

**Table 11.52.17.6 – Standard information field – G.992.5 Annex J  
downstream PTM TPS-TC #0 NPar(3) coding – Octet 7**

		Bits						
8	7	6	5	4	3	2	1	
x	x	x	x	x	x	x	x	Delay_max (maximum delay) (n milliseconds, n = 0 to 63)

**Table 11.52.17.7 – Standard information field – G.992.5 Annex J  
downstream PTM TPS-TC #0 NPar(3) coding – Octet 8**

		Bits						
8	7	6	5	4	3	2	1	
x	x					x	x	Error_max (maximum bit error ratio)
x	x			x	x			INP_min (minimum impulse noise protection) (bits 2 and 1)
x	x		x					Reserved for allocation by ITU-T
x	x	x						Reserved for allocation by ITU-T

**Table 11.52.17.8 – Standard information field – G.992.5 Annex J  
downstream PTM TPS-TC #0 NPar(3) coding – Octet 9**

		Bits						
8	7	6	5	4	3	2	1	
x	x	x	x	x	x	x	x	INP_min (minimum impulse noise protection) (bits 8 to 3)

**Table 11.52.17.9 – Standard information field – G.992.5 Annex J  
downstream PTM TPS-TC #0 NPar(3) coding – Octet 10**

		Bits						
8	7	6	5	4	3	2	1	
x	x	x	x	x	x	x	1	HDLC encapsulation
x	x	x	x	x	x	1	x	Reserved by ITU-T
x	x	x	x	x	1	x	x	Reserved by ITU-T
x	x	x	x	1	x	x	x	64/65-octet encapsulation with short packets
x	x	x	1	x	x	x	x	64/65-octet encapsulation with pre-emption
x	x	1	x	x	x	x	x	64/65-octet encapsulation supported

**Table 11.52.17.10 – Standard information field – G.992.5 Annex J  
downstream PTM TPS-TC #0 NPar(3) coding – Octet 11**

8 7		Bits					G.992.5 Annex J downstream PTM TPS-TC #0 NPar(3)s – Octet 11
6	5	4	3	2	1		
x	x	x	x	x	x	1	CIpolicy ZERO
x	x	x	x	x	1	x	CIpolicy ONE
x	x	x	x	1	x	x	Reserved for allocation by ITU-T
x	x	x	x	1	x	x	Reserved for allocation by ITU-T
x	x	x	1	x	x	x	Reserved for allocation by ITU-T
x	x	1	x	x	x	x	Reserved for allocation by ITU-T
x	x	0	0	0	0	0	No parameters in this octet

**Table 11.52.18 – Standard information field – G.992.5 Annex J  
upstream PTM TPS-TC #0 NPar(3) coding – Octet 1**

8 7		Bits					G.992.5 Annex J upstream PTM TPS-TC #0 NPar(3)s – Octet 1
6	5	4	3	2	1		
x	x	x	x	x	x	x	Net_min (minimum net data rate, bits 12 to 7)

**Table 11.52.18.1 – Standard information field – G.992.5 Annex J  
upstream PTM TPS-TC #0 NPar(3) coding – Octet 2**

8 7		Bits					G.992.5 Annex J upstream PTM TPS-TC #0 NPar(3)s – Octet 2
6	5	4	3	2	1		
x	x	x	x	x	x	x	Net_min (minimum net data rate, bits 6 to 1)

**Table 11.52.18.2 – Standard information field – G.992.5 Annex J  
upstream PTM TPS-TC #0 NPar(3) coding – Octet 3**

8 7		Bits					G.992.5 Annex J upstream PTM TPS-TC #0 NPar(3)s – Octet 3
6	5	4	3	2	1		
x	x	x	x	x	x	x	Net_max (maximum net data rate, bits 12 to 7)

**Table 11.52.18.3 – Standard information field – G.992.5 Annex J  
upstream PTM TPS-TC #0 NPar(3) coding – Octet 4**

8 7		Bits					G.992.5 Annex J upstream PTM TPS-TC #0 NPar(3)s – Octet 4
6	5	4	3	2	1		
x	x	x	x	x	x	x	Net_max (maximum net data rate, bits 6 to 1)

**Table 11.52.18.4 – Standard information field – G.992.5 Annex J  
upstream PTM TPS-TC #0 NPar(3) coding – Octet 5**

8 7		Bits					G.992.5 Annex J upstream PTM TPS-TC #0 NPar(3)s – Octet 5
6	5	4	3	2	1		
x	x	x	x	x	x	x	Net_reserve (minimum reserved net data rate, bits 12 to 7)

**Table 11.52.18.5 – Standard information field – G.992.5 Annex J  
upstream PTM TPS-TC #0 NPar(3) coding – Octet 6**

		Bits						
8	7	6	5	4	3	2	1	
x	x	x	x	x	x	x	x	Net_reserve (minimum reserved net data rate, bits 6 to 1)

**Table 11.52.18.6 – Standard information field – G.992.5 Annex J  
upstream PTM TPS-TC #0 NPar(3) coding – Octet 7**

		Bits						
8	7	6	5	4	3	2	1	
x	x	x	x	x	x	x	x	Delay_max (maximum delay) (n milliseconds, n = 0 to 63)

**Table 11.52.18.7 – Standard information field – G.992.5 Annex J  
upstream PTM TPS-TC #0 NPar(3) coding – Octet 8**

		Bits						
8	7	6	5	4	3	2	1	
x	x					x	x	Error_max (maximum bit error ratio)
x	x			x	x			INP_min (minimum impulse noise protection) (bits 2 and 1)
x	x		x					Reserved for allocation by ITU-T
x	x	x						Reserved for allocation by ITU-T

**Table 11.52.18.8 – Standard information field – G.992.5 Annex J  
upstream PTM TPS-TC #0 NPar(3) coding – Octet 9**

		Bits						
8	7	6	5	4	3	2	1	
x	x	x	x	x	x	x	x	INP_min (minimum impulse noise protection) (bits 8 to 3)

**Table 11.52.18.9 – Standard information field – G.992.5 Annex J  
upstream PTM TPS-TC #0 NPar(3) coding – Octet 10**

		Bits						
8	7	6	5	4	3	2	1	
x	x	x	x	x	x	x	1	HDLC encapsulation
x	x	x	x	x	x	1	x	Reserved by ITU-T
x	x	x	x	x	1	x	x	Reserved by ITU-T
x	x	x	x	1	x	x	x	64/65-octet encapsulation with short packets
x	x	x	1	x	x	x	x	64/65-octet encapsulation with pre-emption
x	x	1	x	x	x	x	x	64/65-octet encapsulation supported

**Table 11.52.18.10 – Standard information field – G.992.5 Annex J  
upstream PTM TPS-TC #0 NPar(3) coding – Octet 11**

		Bits						
8	7	6	5	4	3	2	1	
x	x	x	x	x	x	x	1	CIpolicy ZERO
x	x	x	x	x	x	1	x	CIpolicy ONE
x	x	x	x	x	1	x	x	Reserved for allocation by ITU-T
x	x	x	x	1	x	x	x	Reserved for allocation by ITU-T
x	x	x	1	x	x	x	x	Reserved for allocation by ITU-T
x	x	1	x	x	x	x	x	Reserved for allocation by ITU-T
x	x	0	0	0	0	0	0	No parameters in this octet

**Table 11.52.19 – Standard information field – G.992.5 Annex J  
downstream PMS-TC latency path #0 NPar(3) coding – Octet 1**

		Bits						
8	7	6	5	4	3	2	1	
x	x	x	x	x	x	x	x	Net_max (maximum net data rate, bits 12 to 7)

**Table 11.52.19.1 – Standard information field – G.992.5 Annex J  
downstream PMS-TC latency path #0 NPar(3) coding – Octet 2**

		Bits						
8	7	6	5	4	3	2	1	
x	x	x	x	x	x	x	x	Net_max (maximum net data rate, bits 6 to 1)

**Table 11.52.19.2 – Standard information field – G.992.5 Annex J  
downstream PMS-TC latency path #0 NPar(3) coding – Octet 3**

		Bits						
8	7	6	5	4	3	2	1	
x	x			x	x	x	x	$S_{0\ min}$ value
x	x	x	x					Reserved for allocation by ITU-T

**Table 11.52.19.3 – Standard information field – G.992.5 Annex J  
downstream PMS-TC latency path #0 NPar(3) coding – Octet 4**

		Bits						
8	7	6	5	4	3	2	1	
x	x	x	x	x	x	x	1	$D_0$ value of 96 is supported
x	x	x	x	x	x	1	x	$D_0$ value of 128 is supported
x	x	x	x	x	1	x	x	$D_0$ value of 160 is supported
x	x	x	x	1	x	x	x	$D_0$ value of 192 is supported
x	x	x	1	x	x	x	x	$D_0$ value of 224 is supported
x	x	1	x	x	x	x	x	$D_0$ value of 256 is supported
x	x	0	0	0	0	0	0	No parameters in this octet

**Table 11.52.19.4 – Standard information field – G.992.5 Annex J downstream PMS-TC latency path #0 NPar(3) coding – Octet 5**

		Bits						
8	7	6	5	4	3	2	1	
x	x	x	x	x	x	x	1	D <sub>0</sub> value of 288 is supported
x	x	x	x	x	x	1	x	D <sub>0</sub> value of 320 is supported
x	x	x	x	x	1	x	x	D <sub>0</sub> value of 352 is supported
x	x	x	x	1	x	x	x	D <sub>0</sub> value of 384 is supported
x	x	x	1	x	x	x	x	D <sub>0</sub> value of 416 is supported
x	x	1	x	x	x	x	x	D <sub>0</sub> value of 448 is supported
x	x	0	0	0	0	0	0	No parameters in this octet

**Table 11.52.19.5 – Standard information field – G.992.5 Annex J downstream PMS-TC latency path #0 NPar(3) coding – Octet 6**

		Bits						
8	7	6	5	4	3	2	1	
x	x	x	x	x	x	x	1	D <sub>0</sub> value of 480 is supported
x	x	x	x	x	x	1	x	D <sub>0</sub> value of 511 is supported
x	x	x	x	x	1	x	x	Reserved for allocation by ITU-T
x	x	x	x	1	x	x	x	Reserved for allocation by ITU-T
x	x	x	1	x	x	x	x	Reserved for allocation by ITU-T
x	x	1	x	x	x	x	x	24000 bytes interleaver size
x	x	0	0	0	0	0	0	No parameters in this octet

**Table 11.52.20 – Standard information field – G.992.5 Annex J upstream PMS-TC latency path #0 NPar(3) coding – Octet 1**

		Bits						
8	7	6	5	4	3	2	1	
x	x	x	x	x	x	x	x	Net_max (maximum net data rate, bits 12 to 7)

**Table 11.52.20.1 – Standard information field – G.992.5 Annex J upstream PMS-TC latency path #0 NPar(3) coding – Octet 2**

		Bits						
8	7	6	5	4	3	2	1	
x	x	x	x	x	x	x	x	Net_max (maximum net data rate, bits 6 to 1)

**Table 11.52.25 – Standard information field – G.992.5 Annex J downstream STM TPS-TC #1 NPar(3) coding – Octet 1**

		Bits						
8	7	6	5	4	3	2	1	
x	x	x	x	x	x	x	x	Net_min (minimum net data rate, bits 12 to 7)

**Table 11.52.25.1 – Standard information field – G.992.5 Annex J  
downstream STM TPS-TC #1 NPar(3) coding – Octet 2**

		Bits						
8	7	6	5	4	3	2	1	
x	x	x	x	x	x	x	x	G.992.5 Annex J downstream STM TPS-TC #1 NPar(3)s – Octet 2
								Net_min (minimum net data rate, bits 6 to 1)

**Table 11.52.25.2 – Standard information field – G.992.5 Annex J  
downstream STM TPS-TC #1 NPar(3) coding – Octet 3**

		Bits						
8	7	6	5	4	3	2	1	
x	x	x	x	x	x	x	x	G.992.5 Annex J downstream STM TPS-TC #1 NPar(3)s – Octet 3
								Net_max (maximum net data rate, bits 12 to 7)

**Table 11.52.25.3 – Standard information field – G.992.5 Annex J  
downstream STM TPS-TC #1 NPar(3) coding – Octet 4**

		Bits						
8	7	6	5	4	3	2	1	
x	x	x	x	x	x	x	x	G.992.5 Annex J downstream STM TPS-TC #1 NPar(3)s – Octet 4
								Net_max (maximum net data rate, bits 6 to 1)

**Table 11.52.25.4 – Standard information field – G.992.5 Annex J  
downstream STM TPS-TC #1 NPar(3) coding – Octet 5**

		Bits						
8	7	6	5	4	3	2	1	
x	x	x	x	x	x	x	x	G.992.5 Annex J downstream STM TPS-TC #1 NPar(3)s – Octet 5
								Net_reserve (minimum reserved net data rate, bits 12 to 7)

**Table 11.52.25.5 – Standard information field – G.992.5 Annex J  
downstream STM TPS-TC #1 NPar(3) coding – Octet 6**

		Bits						
8	7	6	5	4	3	2	1	
x	x	x	x	x	x	x	x	G.992.5 Annex J downstream STM TPS-TC #1 NPar(3)s – Octet 6
								Net_reserve (minimum reserved net data rate, bits 6 to 1)

**Table 11.52.25.6 – Standard information field – G.992.5 Annex J  
downstream STM TPS-TC #1 NPar(3) coding – Octet 7**

		Bits						
8	7	6	5	4	3	2	1	
x	x	x	x	x	x	x	x	G.992.5 Annex J downstream STM TPS-TC #1 NPar(3)s – Octet 7
								Delay_max (maximum delay) (n milliseconds, n = 0 to 63)

**Table 11.52.25.7 – Standard information field – G.992.5 Annex J  
downstream STM TPS-TC #1 NPar(3) coding – Octet 8**

		Bits						
8	7	6	5	4	3	2	1	
x	x					x	x	G.992.5 Annex J downstream STM TPS-TC #1 NPar(3)s – Octet 8
								Error_max (maximum bit error ratio)
x	x			x	x			
								INP_min (minimum impulse noise protection) (bits 2 and 1)
x	x		x					
								Reserved for allocation by ITU-T
x	x	x						
								Reserved for allocation by ITU-T

**Table 11.52.25.8 – Standard information field – G.992.5 Annex J  
downstream STM TPS-TC #1 NPar(3) coding – Octet 9**

		Bits						
8	7	6	5	4	3	2	1	
x	x	x	x	x	x	x	x	G.992.5 Annex J downstream STM TPS-TC #1 NPar(3)s – Octet 9
								INP_min (minimum impulse noise protection) (bits 8 to 3)

**Table 11.52.25.9 – Standard information field – G.992.5 Annex J  
downstream STM TPS-TC #1 NPar(3) coding – Octet 10**

		Bits						
8	7	6	5	4	3	2	1	
x	x	x	x	x	x	x	1	Cipolicy ZERO
x	x	x	x	x	x	1	x	Cipolicy ONE
x	x	x	x	x	1	x	x	Reserved for allocation by ITU-T
x	x	x	x	1	x	x	x	Reserved for allocation by ITU-T
x	x	x	1	x	x	x	x	Reserved for allocation by ITU-T
x	x	1	x	x	x	x	x	Reserved for allocation by ITU-T
x	x	0	0	0	0	0	0	No parameters in this octet

**Table 11.52.26 – Standard information field – G.992.5 Annex J  
upstream STM TPS-TC #1 NPar(3) coding – Octet 1**

		Bits						
8	7	6	5	4	3	2	1	
x	x	x	x	x	x	x	x	G.992.5 Annex J upstream STM TPS-TC #1 NPar(3)s – Octet 1
								Net_min (minimum net data rate, bits 12 to 7)

**Table 11.52.26.1 – Standard information field – G.992.5 Annex J  
upstream STM TPS-TC #1 NPar(3) coding – Octet 2**

		Bits						
8	7	6	5	4	3	2	1	
x	x	x	x	x	x	x	x	G.992.5 Annex J upstream STM TPS-TC #1 NPar(3)s – Octet 2
								Net_min (minimum net data rate, bits 6 to 1)

**Table 11.52.26.2 – Standard information field – G.992.5 Annex J  
upstream STM TPS-TC #1 NPar(3) coding – Octet 3**

		Bits						
8	7	6	5	4	3	2	1	
x	x	x	x	x	x	x	x	G.992.5 Annex J upstream STM TPS-TC #1 NPar(3)s – Octet 3
								Net_max (maximum net data rate, bits 12 to 7)

**Table 11.52.26.3 – Standard information field – G.992.5 Annex J  
upstream STM TPS-TC #1 NPar(3) coding – Octet 4**

		Bits						
8	7	6	5	4	3	2	1	
x	x	x	x	x	x	x	x	G.992.5 Annex J upstream STM TPS-TC #1 NPar(3)s – Octet 4
								Net_max (maximum net data rate, bits 6 to 1)

**Table 11.52.26.4 – Standard information field – G.992.5 Annex J  
upstream STM TPS-TC #1 NPar(3) coding – Octet 5**

		Bits						
8	7	6	5	4	3	2	1	
x	x	x	x	x	x	x	x	Net_reserve (minimum reserved net data rate, bits 12 to 7)

**Table 11.52.26.5 – Standard information field – G.992.5 Annex J  
upstream STM TPS-TC #1 NPar(3) coding – Octet 6**

		Bits						
8	7	6	5	4	3	2	1	
x	x	x	x	x	x	x	x	Net_reserve (minimum reserved net data rate, bits 6 to 1)

**Table 11.52.26.6 – Standard information field – G.992.5 Annex J  
upstream STM TPS-TC #1 NPar(3) coding – Octet 7**

		Bits						
8	7	6	5	4	3	2	1	
x	x	x	x	x	x	x	x	Delay_max (maximum delay) (n milliseconds, n = 0 to 63)

**Table 11.52.26.7 – Standard information field – G.992.5 Annex J  
upstream STM TPS-TC #1 NPar(3) coding – Octet 8**

		Bits						
8	7	6	5	4	3	2	1	
x	x					x	x	Error_max (maximum bit error ratio)
x	x			x	x			INP_min (minimum impulse noise protection) (bits 2 and 1)
x	x		x					Reserved for allocation by ITU-T
x	x	x						Reserved for allocation by ITU-T

**Table 11.52.26.8 – Standard information field – G.992.5 Annex J  
upstream STM TPS-TC #1 NPar(3) coding – Octet 9**

		Bits						
8	7	6	5	4	3	2	1	
x	x	x	x	x	x	x	x	INP_min (minimum impulse noise protection) (bits 8 to 3)

**Table 11.52.26.9 – Standard information field – G.992.5 Annex J  
upstream STM TPS-TC #1 NPar(3) coding – Octet 10**

		Bits						
8	7	6	5	4	3	2	1	
x	x	x	x	x	x	x	1	CIpolicy ZERO
x	x	x	x	x	x	1	x	CIpolicy ONE
x	x	x	x	x	1	x	x	Reserved for allocation by ITU-T
x	x	x	x	1	x	x	x	Reserved for allocation by ITU-T
x	x	x	1	x	x	x	x	Reserved for allocation by ITU-T
x	x	1	x	x	x	x	x	Reserved for allocation by ITU-T
x	x	0	0	0	0	0	0	No parameters in this octet



**Table 11.52.27 – Standard information field – G.992.5 Annex J  
downstream ATM TPS-TC #1 NPar(3) coding – Octet 1**

		Bits						
8	7	6	5	4	3	2	1	
x	x	x	x	x	x	x	x	Net_min (minimum net data rate, bits 12 to 7)

**Table 11.52.27.1 – Standard information field – G.992.5 Annex J  
downstream ATM TPS-TC #1 NPar(3) coding – Octet 2**

		Bits						
8	7	6	5	4	3	2	1	
x	x	x	x	x	x	x	x	Net_min (minimum net data rate, bits 6 to 1)

**Table 11.52.27.2 – Standard information field – G.992.5 Annex J  
downstream ATM TPS-TC #1 NPar(3) coding – Octet 3**

		Bits						
8	7	6	5	4	3	2	1	
x	x	x	x	x	x	x	x	Net_max (maximum net data rate, bits 12 to 7)

**Table 11.52.27.3 – Standard information field – G.992.5 Annex J  
downstream ATM TPS-TC #1 NPar(3) coding – Octet 4**

		Bits						
8	7	6	5	4	3	2	1	
x	x	x	x	x	x	x	x	Net_max (maximum net data rate, bits 6 to 1)

**Table 11.52.27.4 – Standard information field – G.992.5 Annex J  
downstream ATM TPS-TC #1 NPar(3) coding – Octet 5**

		Bits						
8	7	6	5	4	3	2	1	
x	x	x	x	x	x	x	x	Net_reserve (minimum reserved net data rate, bits 12 to 7)

**Table 11.52.27.5 – Standard information field – G.992.5 Annex J  
downstream ATM TPS-TC #1 NPar(3) coding – Octet 6**

		Bits						
8	7	6	5	4	3	2	1	
x	x	x	x	x	x	x	x	Net_reserve (minimum reserved net data rate, bits 6 to 1)

**Table 11.52.27.6 – Standard information field – G.992.5 Annex J  
downstream ATM TPS-TC #1 NPar(3) coding – Octet 7**

		Bits						
8	7	6	5	4	3	2	1	
x	x	x	x	x	x	x	x	Delay_max (maximum delay) (n milliseconds, n = 0 to 63)

**Table 11.52.27.7 – Standard information field – G.992.5 Annex J  
downstream ATM TPS-TC #1 NPar(3) coding – Octet 8**

		Bits						
8	7	6	5	4	3	2	1	
x	x					x	x	Error_max (maximum bit error ratio)
x	x			x	x			INP_min (minimum impulse noise protection) (bits 2 and 1)
x	x		x					Reserved for allocation by ITU-T
x	x	x						IMA_flag

**Table 11.52.27.8 – Standard information field – G.992.5 Annex J  
downstream ATM TPS-TC #1 NPar(3) coding – Octet 9**

		Bits						
8	7	6	5	4	3	2	1	
x	x	x	x	x	x	x	x	INP_min (minimum impulse noise protection) (bits 8 to 3)

**Table 11.52.27.9 – Standard information field – G.992.5 Annex J  
downstream ATM TPS-TC #1 NPar(3) coding – Octet 10**

		Bits						
8	7	6	5	4	3	2	1	
x	x	x	x	x	x	x	1	CIpolicy ZERO
x	x	x	x	x	x	1	x	CIpolicy ONE
x	x	x	x	x	1	x	x	Reserved for allocation by ITU-T
x	x	x	x	1	x	x	x	Reserved for allocation by ITU-T
x	x	x	1	x	x	x	x	Reserved for allocation by ITU-T
x	x	1	x	x	x	x	x	Reserved for allocation by ITU-T
x	x	0	0	0	0	0	0	No parameters in this octet

**Table 11.52.28 – Standard information field – G.992.5 Annex J  
upstream ATM TPS-TC #1 NPar(3) coding – Octet 1**

		Bits						
8	7	6	5	4	3	2	1	
x	x	x	x	x	x	x	x	Net_min (minimum net data rate, bits 12 to 7)

**Table 11.52.28.1 – Standard information field – G.992.5 Annex J  
upstream ATM TPS-TC #1 NPar(3) coding – Octet 2**

		Bits						
8	7	6	5	4	3	2	1	
x	x	x	x	x	x	x	x	Net_min (minimum net data rate, bits 6 to 1)

**Table 11.52.28.2 – Standard information field – G.992.5 Annex J  
upstream ATM TPS-TC #1 NPar(3) coding – Octet 3**

		Bits						
8	7	6	5	4	3	2	1	
x	x	x	x	x	x	x	x	Net_max (maximum net data rate, bits 12 to 7)

**Table 11.52.28.3 – Standard information field – G.992.5 Annex J  
upstream ATM TPS-TC #1 NPar(3) coding – Octet 4**

		Bits						
8	7	6	5	4	3	2	1	
x	x	x	x	x	x	x	x	Net_max (maximum net data rate, bits 6 to 1)

**Table 11.52.28.4 – Standard information field – G.992.5 Annex J  
upstream ATM TPS-TC #1 NPar(3) coding – Octet 5**

		Bits						
8	7	6	5	4	3	2	1	
x	x	x	x	x	x	x	x	Net_reserve (minimum reserved net data rate, bits 12 to 7)

**Table 11.52.28.5 – Standard information field – G.992.5 Annex J  
upstream ATM TPS-TC #1 NPar(3) coding – Octet 6**

		Bits						
8	7	6	5	4	3	2	1	
x	x	x	x	x	x	x	x	Net_reserve (minimum reserved net data rate, bits 6 to 1)

**Table 11.52.28.6 – Standard information field – G.992.5 Annex J  
upstream ATM TPS-TC #1 NPar(3) coding – Octet 7**

		Bits						
8	7	6	5	4	3	2	1	
x	x	x	x	x	x	x	x	Delay_max (maximum delay) (n milliseconds, n = 0 to 63)

**Table 11.52.28.7 – Standard information field – G.992.5 Annex J  
upstream ATM TPS-TC #1 NPar(3) coding – Octet 8**

		Bits						
8	7	6	5	4	3	2	1	
x	x					x	x	Error_max (maximum bit error ratio)
x	x			x	x			INP_min (minimum impulse noise protection) (bits 2 and 1)
x	x		x					Reserved for allocation by ITU-T
x	x	x						IMA_flag

**Table 11.52.28.8 – Standard information field – G.992.5 Annex J  
upstream ATM TPS-TC #1 NPar(3) coding – Octet 9**

		Bits						
8	7	6	5	4	3	2	1	
x	x	x	x	x	x	x	x	INP_min (minimum impulse noise protection) (bits 8 to 3)

**Table 11.52.28.9 – Standard information field – G.992.5 Annex J  
upstream ATM TPS-TC #1 NPar(3) coding – Octet 10**

		Bits						
8	7	6	5	4	3	2	1	
x	x	x	x	x	x	x	1	CIpolicy ZERO
x	x	x	x	x	x	1	x	CIpolicy ONE
x	x	x	x	x	1	x	x	Reserved for allocation by ITU-T
x	x	x	x	1	x	x	x	Reserved for allocation by ITU-T
x	x	x	1	x	x	x	x	Reserved for allocation by ITU-T
x	x	1	x	x	x	x	x	Reserved for allocation by ITU-T
x	x	0	0	0	0	0	0	No parameters in this octet

**Table 11.52.29 – Standard information field – G.992.5 Annex J  
downstream PTM TPS-TC #1 NPar(3) coding – Octet 1**

		Bits						
8	7	6	5	4	3	2	1	
x	x	x	x	x	x	x	x	Net_min (minimum net data rate, bits 12 to 7)

**Table 11.52.29.1 – Standard information field – G.992.5 Annex J  
downstream PTM TPS-TC #1 NPar(3) coding – Octet 2**

		Bits						
8	7	6	5	4	3	2	1	
x	x	x	x	x	x	x	x	Net_min (minimum net data rate, bits 6 to 1)

**Table 11.52.29.2 – Standard information field – G.992.5 Annex J  
downstream PTM TPS-TC #1 NPar(3) coding – Octet 3**

		Bits						
8	7	6	5	4	3	2	1	
x	x	x	x	x	x	x	x	Net_max (maximum net data rate, bits 12 to 7)

**Table 11.52.29.3 – Standard information field – G.992.5 Annex J  
downstream PTM TPS-TC #1 NPar(3) coding – Octet 4**

		Bits						
8	7	6	5	4	3	2	1	
x	x	x	x	x	x	x	x	Net_max (maximum net data rate, bits 6 to 1)

**Table 11.52.29.4 – Standard information field – G.992.5 Annex J  
downstream PTM TPS-TC #1 NPar(3) coding – Octet 5**

		Bits						
8	7	6	5	4	3	2	1	
x	x	x	x	x	x	x	x	Net_reserve (minimum reserved net data rate, bits 12 to 7)

**Table 11.52.29.5 – Standard information field – G.992.5 Annex J  
downstream PTM TPS-TC #1 NPar(3) coding – Octet 6**

		Bits						
8	7	6	5	4	3	2	1	
x	x	x	x	x	x	x	x	G.992.5 Annex J downstream PTM TPS-TC #1 NPar(3)s – Octet 6
								Net_reserve (minimum reserved net data rate, bits 6 to 1)

**Table 11.52.29.6 – Standard information field – G.992.5 Annex J  
downstream PTM TPS-TC #1 NPar(3) coding – Octet 7**

		Bits						
8	7	6	5	4	3	2	1	
x	x	x	x	x	x	x	x	G.992.5 Annex J downstream PTM TPS-TC #1 NPar(3)s – Octet 7
								Delay_max (maximum delay) (n milliseconds, n = 0 to 63)

**Table 11.52.29.7 – Standard information field – G.992.5 Annex J  
downstream PTM TPS-TC #1 NPar(3) coding – Octet 8**

		Bits						
8	7	6	5	4	3	2	1	
x	x					x	x	G.992.5 Annex J downstream PTM TPS-TC #1 NPar(3)s – Octet 8
								Error_max (maximum bit error ratio)
x	x			x	x			INP_min (minimum impulse noise protection) (bits 2 and 1)
x	x		x					Reserved for allocation by ITU-T
x	x	x						Reserved for allocation by ITU-T

**Table 11.52.29.8 – Standard information field – G.992.5 Annex J  
downstream PTM TPS-TC #1 NPar(3) coding – Octet 9**

		Bits						
8	7	6	5	4	3	2	1	
x	x	x	x	x	x	x	x	G.992.5 Annex J downstream PTM TPS-TC #1 NPar(3)s – Octet 9
								INP_min (minimum impulse noise protection) (bits 8 to 3)

**Table 11.52.29.9 – Standard information field – G.992.5 Annex J  
downstream PTM TPS-TC #1 NPar(3) coding – Octet 10**

		Bits						
8	7	6	5	4	3	2	1	
x	x	x	x	x	x	x	1	G.992.5 Annex J downstream PTM TPS-TC #1 NPar(3)s – Octet 10
								HDLC encapsulation
x	x	x	x	x	x	1	x	Reserved by ITU-T
x	x	x	x	x	1	x	x	Reserved by ITU-T
x	x	x	x	1	x	x	x	64/65-octet encapsulation with short packets
x	x	x	1	x	x	x	x	64/65-octet encapsulation with pre-emption
x	x	1	x	x	x	x	x	64/65-octet encapsulation supported

**Table 11.52.29.10 – Standard information field – G.992.5 Annex J  
downstream PTM TPS-TC #1 NPar(3) coding – Octet 10**

8 7		Bits					G.992.5 Annex J downstream PTM TPS-TC #1 NPar(3)s – Octet 10
6	5	4	3	2	1		
x	x	x	x	x	x	1	CIpolicy ZERO
x	x	x	x	x	1	x	CIpolicy ONE
x	x	x	x	1	x	x	Reserved for allocation by ITU-T
x	x	x	x	1	x	x	Reserved for allocation by ITU-T
x	x	x	1	x	x	x	Reserved for allocation by ITU-T
x	x	1	x	x	x	x	Reserved for allocation by ITU-T
x	x	0	0	0	0	0	No parameters in this octet

**Table 11.52.30 – Standard information field – G.992.5 Annex J  
upstream PTM TPS-TC #1 NPar(3) coding – Octet 1**

8 7		Bits					G.992.5 Annex J upstream PTM TPS-TC #1 NPar(3)s – Octet 1
6	5	4	3	2	1		
x	x	x	x	x	x	x	Net_min (minimum net data rate, bits 12 to 7)

**Table 11.52.30.1 – Standard information field – G.992.5 Annex J  
upstream PTM TPS-TC #1 NPar(3) coding – Octet 2**

8 7		Bits					G.992.5 Annex J upstream PTM TPS-TC #1 NPar(3)s – Octet 2
6	5	4	3	2	1		
x	x	x	x	x	x	x	Net_min (minimum net data rate, bits 6 to 1)

**Table 11.52.30.2 – Standard information field – G.992.5 Annex J  
upstream PTM TPS-TC #1 NPar(3) coding – Octet 3**

8 7		Bits					G.992.5 Annex J upstream PTM TPS-TC #1 NPar(3)s – Octet 3
6	5	4	3	2	1		
x	x	x	x	x	x	x	Net_max (maximum net data rate, bits 12 to 7)

**Table 11.52.30.3 – Standard information field – G.992.5 Annex J  
upstream PTM TPS-TC #1 NPar(3) coding – Octet 4**

8 7		Bits					G.992.5 Annex J upstream PTM TPS-TC #1 NPar(3)s – Octet 4
6	5	4	3	2	1		
x	x	x	x	x	x	x	Net_max (maximum net data rate, bits 6 to 1)

**Table 11.52.30.4 – Standard information field – G.992.5 Annex J  
upstream PTM TPS-TC #1 NPar(3) coding – Octet 5**

8 7		Bits					G.992.5 Annex J upstream PTM TPS-TC #1 NPar(3)s – Octet 5
6	5	4	3	2	1		
x	x	x	x	x	x	x	Net_reserve (minimum reserved net data rate, bits 12 to 7)

**Table 11.52.30.5 – Standard information field – G.992.5 Annex J  
upstream PTM TPS-TC #1 NPar(3) coding – Octet 6**

		Bits						
8	7	6	5	4	3	2	1	
x	x	x	x	x	x	x	x	Net_reserve (minimum reserved net data rate, bits 6 to 1)

**Table 11.52.30.6 – Standard information field – G.992.5 Annex J  
upstream PTM TPS-TC #1 NPar(3) coding – Octet 7**

		Bits						
8	7	6	5	4	3	2	1	
x	x	x	x	x	x	x	x	Delay_max (maximum delay) (n milliseconds, n = 0 to 63)

**Table 11.52.30.7 – Standard information field – G.992.5 Annex J  
upstream PTM TPS-TC #1 NPar(3) coding – Octet 8**

		Bits						
8	7	6	5	4	3	2	1	
x	x					x	x	Error_max (maximum bit error ratio)
x	x			x	x			INP_min (minimum impulse noise protection) (bits 2 and 1)
x	x		x					Reserved for allocation by ITU-T
x	x	x						Reserved for allocation by ITU-T

**Table 11.52.30.8 – Standard information field – G.992.5 Annex J  
upstream PTM TPS-TC #1 NPar(3) coding – Octet 9**

		Bits						
8	7	6	5	4	3	2	1	
x	x	x	x	x	x	x	x	INP_min (minimum impulse noise protection) (bits 8 to 3)

**Table 11.52.30.9 – Standard information field – G.992.5 Annex J  
upstream PTM TPS-TC #1 NPar(3) coding – Octet 10**

		Bits						
8	7	6	5	4	3	2	1	
x	x	x	x	x	x	x	1	HDLC encapsulation
x	x	x	x	x	x	1	x	Reserved by ITU-T
x	x	x	x	x	1	x	x	Reserved by ITU-T
x	x	x	x	1	x	x	x	64/65-octet encapsulation with short packets
x	x	x	1	x	x	x	x	64/65-octet encapsulation with pre-emption
x	x	1	x	x	x	x	x	64/65-octet encapsulation supported

**Table 11.52.30.10 – Standard information field – G.992.5 Annex J  
upstream PTM TPS-TC #1 NPar(3) coding – Octet 11**

		Bits						
8	7	6	5	4	3	2	1	
x	x	x	x	x	x	x	1	CIpolicy ZERO
x	x	x	x	x	x	1	x	CIpolicy ONE
x	x	x	x	x	1	x	x	Reserved for allocation by ITU-T
x	x	x	x	1	x	x	x	Reserved for allocation by ITU-T
x	x	x	1	x	x	x	x	Reserved for allocation by ITU-T
x	x	1	x	x	x	x	x	Reserved for allocation by ITU-T
x	x	0	0	0	0	0	0	No parameters in this octet

**Table 11.52.31 – Standard information field – G.992.5 Annex J  
downstream PMS-TC latency path #1 NPar(3) coding – Octet 1**

		Bits						
8	7	6	5	4	3	2	1	
x	x	x	x	x	x	x	x	Net_max (maximum net data rate, bits 12 to 7)

**Table 11.52.31.1 – Standard information field – G.992.5 Annex J  
downstream PMS-TC latency path #1 NPar(3) coding – Octet 2**

		Bits						
8	7	6	5	4	3	2	1	
x	x	x	x	x	x	x	x	Net_max (maximum net data rate, bits 6 to 1)

**Table 11.52.31.2 – Standard information field – G.992.5 Annex J  
downstream PMS-TC latency path #1 NPar(3) coding – Octet 3**

		Bits						
8	7	6	5	4	3	2	1	
x	x			x	x	x	x	$R_{1\max}$ value ( $2^n$ , $n = 0$ to $15$ )
x	x	x	x					Reserved for allocation by ITU-T

**Table 11.52.31.3 – Standard information field – G.992.5 Annex J  
downstream PMS-TC latency path #1 NPar(3) coding – Octet 4**

		Bits						
8	7	6	5	4	3	2	1	
x	x				x	x	x	$D_{1\max}$ value ( $2^n$ , $n = 0$ to $7$ )
x	x	x	x	x				Reserved for allocation by ITU-T

**Table 11.52.32 – Standard information field – G.992.5 Annex J  
upstream PMS-TC latency path #1 NPar(3) coding – Octet 1**

		Bits						
8	7	6	5	4	3	2	1	
x	x	x	x	x	x	x	x	Net_max (maximum net data rate, bits 12 to 7)



**Table 11.52.32.1 – Standard information field – G.992.5 Annex J upstream PMS-TC latency path #1 NPar(3) coding – Octet 2**

8		7		6		5		4		3		2		1	
<b>G.992.5 Annex J upstream PMS-TC latency path #1 NPar(3)s – Octet 2</b>															
x	x	x	x	x	x	x	x	x	x	x	x	x	x	x	x
Net_max (maximum net data rate, bits 6 to 1)															

**Table 11.52.32.2 – Standard information field – G.992.5 Annex J upstream PMS-TC latency path #1 NPar(3) coding – Octet 3**

8		7		6		5		4		3		2		1	
<b>G.992.5 Annex J upstream PMS-TC latency path #1 NPar(3)s – Octet 3</b>															
x	x					x	x	x	x						
R <sub>1 max</sub> value (2 * n, n = 0 to 15)															
x	x	x	x												
Reserved for allocation by ITU-T															

**Table 11.52.32.3 – Standard information field – G.992.5 Annex J upstream PMS-TC latency path #1 NPar(3) coding – Octet 4**

8		7		6		5		4		3		2		1	
<b>G.992.5 Annex J upstream PMS-TC latency path #1 NPar(3)s – Octet 4</b>															
x	x							x	x	x					
D <sub>1 max</sub> value (2 <sup>n</sup> , n = 0 to 7)															
x	x	x	x	x											
Reserved for allocation by ITU-T															

**Table 11.52.37 – Standard information field – G.992.5 Annex J downstream STM TPS-TC #2 NPar(3) coding – Octet 1**

8		7		6		5		4		3		2		1	
<b>G.992.5 Annex J downstream STM TPS-TC #2 NPar(3)s – Octet 1</b>															
x	x	x	x	x	x	x	x	x	x	x	x	x	x	x	x
Net_min (minimum net data rate, bits 12 to 7)															

**Table 11.52.37.1 – Standard information field – G.992.5 Annex J downstream STM TPS-TC #2 NPar(3) coding – Octet 2**

8		7		6		5		4		3		2		1	
<b>G.992.5 Annex J downstream STM TPS-TC #2 NPar(3)s – Octet 2</b>															
x	x	x	x	x	x	x	x	x	x	x	x	x	x	x	x
Net_min (minimum net data rate, bits 6 to 1)															

**Table 11.52.37.2 – Standard information field – G.992.5 Annex J downstream STM TPS-TC #2 NPar(3) coding – Octet 3**

8		7		6		5		4		3		2		1	
<b>G.992.5 Annex J downstream STM TPS-TC #2 NPar(3)s – Octet 3</b>															
x	x	x	x	x	x	x	x	x	x	x	x	x	x	x	x
Net_max (maximum net data rate, bits 12 to 7)															

**Table 11.52.37.3 – Standard information field – G.992.5 Annex J downstream STM TPS-TC #2 NPar(3) coding – Octet 4**

8		7		6		5		4		3		2		1	
<b>G.992.5 Annex J downstream STM TPS-TC #2 NPar(3)s – Octet 4</b>															
x	x	x	x	x	x	x	x	x	x	x	x	x	x	x	x
Net_max (maximum net data rate, bits 6 to 1)															

**Table 11.52.37.4 – Standard information field – G.992.5 Annex J downstream STM TPS-TC #2 NPar(3) coding – Octet 5**

		Bits						
8	7	6	5	4	3	2	1	
x	x	x	x	x	x	x	x	Net_reserve (minimum reserved net data rate, bits 12 to 7)

**Table 11.52.37.5 – Standard information field – G.992.5 Annex J downstream STM TPS-TC #2 NPar(3) coding – Octet 6**

		Bits						
8	7	6	5	4	3	2	1	
x	x	x	x	x	x	x	x	Net_reserve (minimum reserved net data rate, bits 6 to 1)

**Table 11.52.37.6 – Standard information field – G.992.5 Annex J downstream STM TPS-TC #2 NPar(3) coding – Octet 7**

		Bits						
8	7	6	5	4	3	2	1	
x	x	x	x	x	x	x	x	Delay_max (maximum delay) (n milliseconds, n = 0 to 63)

**Table 11.52.37.7 – Standard information field – G.992.5 Annex J downstream STM TPS-TC #2 NPar(3) coding – Octet 8**

		Bits						
8	7	6	5	4	3	2	1	
x	x					x	x	Error_max (maximum bit error ratio)
x	x			x	x			INP_min (minimum impulse noise protection) (bits 2 and 1)
x	x		x					Reserved for allocation by ITU-T
x	x	x						Reserved for allocation by ITU-T

**Table 11.52.37.8 – Standard information field – G.992.5 Annex J downstream STM TPS-TC #2 NPar(3) coding – Octet 9**

		Bits						
8	7	6	5	4	3	2	1	
x	x	x	x	x	x	x	x	INP_min (minimum impulse noise protection) (bits 8 to 3)

**Table 11.52.37.9 – Standard information field – G.992.5 Annex J downstream STM TPS-TC #2 NPar(3) coding – Octet 10**

		Bits						
8	7	6	5	4	3	2	1	
x	x	x	x	x	x	x	1	CIpolicy ZERO
x	x	x	x	x	x	1	x	CIpolicy ONE
x	x	x	x	x	1	x	x	Reserved for allocation by ITU-T
x	x	x	x	1	x	x	x	Reserved for allocation by ITU-T
x	x	x	1	x	x	x	x	Reserved for allocation by ITU-T
x	x	1	x	x	x	x	x	Reserved for allocation by ITU-T
x	x	0	0	0	0	0	0	No parameters in this octet

**Table 11.52.38 – Standard information field – G.992.5 Annex J  
upstream STM TPS-TC #2 NPar(3) coding – Octet 1**

8		7		Bits							G.992.5 Annex J upstream STM TPS-TC #2 NPar(3)s – Octet 1
8	7	6	5	4	3	2	1				
x	x	x	x	x	x	x	x	x	x	Net_min (minimum net data rate, bits 12 to 7)	

**Table 11.52.38.1 – Standard information field – G.992.5 Annex J  
upstream STM TPS-TC #2 NPar(3) coding – Octet 2**

8		7		Bits							G.992.5 Annex J upstream STM TPS-TC #2 NPar(3)s – Octet 2
8	7	6	5	4	3	2	1				
x	x	x	x	x	x	x	x	x	x	Net_min (minimum net data rate, bits 6 to 1)	

**Table 11.52.38.2 – Standard information field – G.992.5 Annex J  
upstream STM TPS-TC #2 NPar(3) coding – Octet 3**

8		7		Bits							G.992.5 Annex J upstream STM TPS-TC #2 NPar(3)s – Octet 3
8	7	6	5	4	3	2	1				
x	x	x	x	x	x	x	x	x	x	Net_max (maximum net data rate, bits 12 to 7)	

**Table 11.52.38.3 – Standard information field – G.992.5 Annex J  
upstream STM TPS-TC #2 NPar(3) coding – Octet 4**

8		7		Bits							G.992.5 Annex J upstream STM TPS-TC #2 NPar(3)s – Octet 4
8	7	6	5	4	3	2	1				
x	x	x	x	x	x	x	x	x	x	Net_max (maximum net data rate, bits 6 to 1)	

**Table 11.52.38.4 – Standard information field – G.992.5 Annex J  
upstream STM TPS-TC #2 NPar(3) coding – Octet 5**

8		7		Bits							G.992.5 Annex J upstream STM TPS-TC #2 NPar(3)s – Octet 5
8	7	6	5	4	3	2	1				
x	x	x	x	x	x	x	x	x	x	Net_reserve (minimum reserved net data rate, bits 12 to 7)	

**Table 11.52.38.5 – Standard information field – G.992.5 Annex J  
upstream STM TPS-TC #2 NPar(3) coding – Octet 6**

8		7		Bits							G.992.5 Annex J upstream STM TPS-TC #2 NPar(3)s – Octet 6
8	7	6	5	4	3	2	1				
x	x	x	x	x	x	x	x	x	x	Net_reserve (minimum reserved net data rate, bits 6 to 1)	

**Table 11.52.38.6 – Standard information field – G.992.5 Annex J  
upstream STM TPS-TC #2 NPar(3) coding – Octet 7**

8		7		Bits							G.992.5 Annex J upstream STM TPS-TC #2 NPar(3)s – Octet 7
8	7	6	5	4	3	2	1				
x	x	x	x	x	x	x	x	x	x	Delay_max (maximum delay) (n milliseconds, n = 0 to 63)	

**Table 11.52.38.7 – Standard information field – G.992.5 Annex J  
upstream STM TPS-TC #2 NPar(3) coding – Octet 8**

		Bits						
8	7	6	5	4	3	2	1	
x	x					x	x	Error_max (maximum bit error ratio)
x	x			x	x			INP_min (minimum impulse noise protection) (bits 2 and 1)
x	x		x					Reserved for allocation by ITU-T
x	x	x						Reserved for allocation by ITU-T

**Table 11.52.38.8 – Standard information field – G.992.5 Annex J  
upstream STM TPS-TC #2 NPar(3) coding – Octet 9**

		Bits						
8	7	6	5	4	3	2	1	
x	x	x	x	x	x	x	x	INP_min (minimum impulse noise protection) (bits 8 to 3)

**Table 11.52.38.9 – Standard information field – G.992.5 Annex J  
upstream STM TPS-TC #2 NPar(3) coding – Octet 10**

		Bits						
8	7	6	5	4	3	2	1	
x	x	x	x	x	x	x	1	CIpolicy ZERO
x	x	x	x	x	x	1	x	CIpolicy ONE
x	x	x	x	x	1	x	x	Reserved for allocation by ITU-T
x	x	x	x	1	x	x	x	Reserved for allocation by ITU-T
x	x	x	1	x	x	x	x	Reserved for allocation by ITU-T
x	x	1	x	x	x	x	x	Reserved for allocation by ITU-T
x	x	0	0	0	0	0	0	No parameters in this octet

**Table 11.52.39 – Standard information field – G.992.5 Annex J  
downstream ATM TPS-TC #2 NPar(3) coding – Octet 1**

		Bits						
8	7	6	5	4	3	2	1	
x	x	x	x	x	x	x	x	Net_min (minimum net data rate, bits 12 to 7)

**Table 11.52.39.1 – Standard information field – G.992.5 Annex J  
downstream ATM TPS-TC #2 NPar(3) coding – Octet 2**

		Bits						
8	7	6	5	4	3	2	1	
x	x	x	x	x	x	x	x	Net_min (minimum net data rate, bits 6 to 1)

**Table 11.52.39.2 – Standard information field – G.992.5 Annex J  
downstream ATM TPS-TC #2 NPar(3) coding – Octet 3**

		Bits						
8	7	6	5	4	3	2	1	
x	x	x	x	x	x	x	x	Net_max (maximum net data rate, bits 12 to 7)

**Table 11.52.39.3 – Standard information field – G.992.5 Annex J  
downstream ATM TPS-TC #2 NPar(3) coding – Octet 4**

		Bits						
8	7	6	5	4	3	2	1	
x	x	x	x	x	x	x	x	Net_max (maximum net data rate, bits 6 to 1)

**Table 11.52.39.4 – Standard information field – G.992.5 Annex J  
downstream ATM TPS-TC #2 NPar(3) coding – Octet 5**

		Bits						
8	7	6	5	4	3	2	1	
x	x	x	x	x	x	x	x	Net_reserve (minimum reserved net data rate, bits 12 to 7)

**Table 11.52.39.5 – Standard information field – G.992.5 Annex J  
downstream ATM TPS-TC #2 NPar(3) coding – Octet 6**

		Bits						
8	7	6	5	4	3	2	1	
x	x	x	x	x	x	x	x	Net_reserve (minimum reserved net data rate, bits 6 to 1)

**Table 11.52.39.6 – Standard information field – G.992.5 Annex J  
downstream ATM TPS-TC #2 NPar(3) coding – Octet 7**

		Bits						
8	7	6	5	4	3	2	1	
x	x	x	x	x	x	x	x	Delay_max (maximum delay) (n milliseconds, n = 0 to 63)

**Table 11.52.39.7 – Standard information field – G.992.5 Annex J  
downstream ATM TPS-TC #2 NPar(3) coding – Octet 8**

		Bits						
8	7	6	5	4	3	2	1	
x	x					x	x	Error_max (maximum bit error ratio)
x	x			x	x			INP_min (minimum impulse noise protection) (bits 2 and 1)
x	x		x					Reserved for allocation by ITU-T
x	x	x						IMA_flag

**Table 11.52.39.8 – Standard information field – G.992.5 Annex J  
downstream ATM TPS-TC #2 NPar(3) coding – Octet 9**

		Bits						
8	7	6	5	4	3	2	1	
x	x	x	x	x	x	x	x	INP_min (minimum impulse noise protection) (bits 8 to 3)

**Table 11.52.39.9 – Standard information field – G.992.5 Annex J  
downstream ATM TPS-TC #2 NPar(3) coding – Octet 10**

8 7		Bits					G.992.5 Annex J downstream ATM TPS-TC #2 NPar(3)s – Octet 10
6	5	4	3	2	1		
x	x	x	x	x	x	1	CIpolicy ZERO
x	x	x	x	x	1	x	CIpolicy ONE
x	x	x	x	1	x	x	Reserved for allocation by ITU-T
x	x	x	x	1	x	x	Reserved for allocation by ITU-T
x	x	x	1	x	x	x	Reserved for allocation by ITU-T
x	x	1	x	x	x	x	Reserved for allocation by ITU-T
x	x	0	0	0	0	0	No parameters in this octet

**Table 11.52.40 – Standard information field – G.992.5 Annex J  
upstream ATM TPS-TC #2 NPar(3) coding – Octet 1**

8 7		Bits					G.992.5 Annex J upstream ATM TPS-TC #2 NPar(3)s – Octet 1
6	5	4	3	2	1		
x	x	x	x	x	x	x	Net_min (minimum net data rate, bits 12 to 7)

**Table 11.52.40.1 – Standard information field – G.992.5 Annex J  
upstream ATM TPS-TC #2 NPar(3) coding – Octet 2**

8 7		Bits					G.992.5 Annex J upstream ATM TPS-TC #2 NPar(3)s – Octet 2
6	5	4	3	2	1		
x	x	x	x	x	x	x	Net_min (minimum net data rate, bits 6 to 1)

**Table 11.52.40.2 – Standard information field – G.992.5 Annex J  
upstream ATM TPS-TC #2 NPar(3) coding – Octet 3**

8 7		Bits					G.992.5 Annex J upstream ATM TPS-TC #2 NPar(3)s – Octet 3
6	5	4	3	2	1		
x	x	x	x	x	x	x	Net_max (maximum net data rate, bits 12 to 7)

**Table 11.52.40.3 – Standard information field – G.992.5 Annex J  
upstream ATM TPS-TC #2 NPar(3) coding – Octet 4**

8 7		Bits					G.992.5 Annex J upstream ATM TPS-TC #2 NPar(3)s – Octet 4
6	5	4	3	2	1		
x	x	x	x	x	x	x	Net_max (maximum net data rate, bits 6 to 1)

**Table 11.52.40.4 – Standard information field – G.992.5 Annex J  
upstream ATM TPS-TC #2 NPar(3) coding – Octet 5**

8 7		Bits					G.992.5 Annex J upstream ATM TPS-TC #2 NPar(3)s – Octet 5
6	5	4	3	2	1		
x	x	x	x	x	x	x	Net_reserve (minimum reserved net data rate, bits 12 to 7)

**Table 11.52.40.5 – Standard information field – G.992.5 Annex J  
upstream ATM TPS-TC #2 NPar(3) coding – Octet 6**

		Bits						
8	7	6	5	4	3	2	1	
x	x	x	x	x	x	x	x	Net_reserve (minimum reserved net data rate, bits 6 to 1)

**Table 11.52.40.6 – Standard information field – G.992.5 Annex J  
upstream ATM TPS-TC #2 NPar(3) coding – Octet 7**

		Bits						
8	7	6	5	4	3	2	1	
x	x	x	x	x	x	x	x	Delay_max (maximum delay) (n milliseconds, n = 0 to 63)

**Table 11.52.40.7 – Standard information field – G.992.5 Annex J  
upstream ATM TPS-TC #2 NPar(3) coding – Octet 8**

		Bits						
8	7	6	5	4	3	2	1	
x	x					x	x	Error_max (maximum bit error ratio)
x	x			x	x			INP_min (minimum impulse noise protection) (bits 2 and 1)
x	x		x					Reserved for allocation by ITU-T
x	x	x						IMA_flag

**Table 11.52.40.8 – Standard information field – G.992.5 Annex J  
upstream ATM TPS-TC #2 NPar(3) coding – Octet 9**

		Bits						
8	7	6	5	4	3	2	1	
x	x	x	x	x	x	x	x	INP_min (minimum impulse noise protection) (bits 8 to 3)

**Table 11.52.40.9 – Standard information field – G.992.5 Annex J  
upstream ATM TPS-TC #2 NPar(3) coding – Octet 10**

		Bits						
8	7	6	5	4	3	2	1	
x	x	x	x	x	x	x	1	Cipolicy ZERO
x	x	x	x	x	x	1	x	Cipolicy ONE
x	x	x	x	x	1	x	x	Reserved for allocation by ITU-T
x	x	x	x	1	x	x	x	Reserved for allocation by ITU-T
x	x	x	1	x	x	x	x	Reserved for allocation by ITU-T
x	x	1	x	x	x	x	x	Reserved for allocation by ITU-T
x	x	0	0	0	0	0	0	No parameters in this octet

**Table 11.52.41 – Standard information field – G.992.5 Annex J  
downstream PTM TPS-TC #2 NPar(3) coding – Octet 1**

		Bits						
8	7	6	5	4	3	2	1	
x	x	x	x	x	x	x	x	Net_min (minimum net data rate, bits 12 to 7)

**Table 11.52.41.1 – Standard information field – G.992.5 Annex J  
downstream PTM TPS-TC #2 NPar(3) coding – Octet 2**

		Bits						
8	7	6	5	4	3	2	1	
x	x	x	x	x	x	x	x	G.992.5 Annex J downstream PTM TPS-TC #2 NPar(3)s – Octet 2
								Net_min (minimum net data rate, bits 6 to 1)

**Table 11.52.41.2 – Standard information field – G.992.5 Annex J  
downstream PTM TPS-TC #2 NPar(3) coding – Octet 3**

		Bits						
8	7	6	5	4	3	2	1	
x	x	x	x	x	x	x	x	G.992.5 Annex J downstream PTM TPS-TC #2 NPar(3)s – Octet 3
								Net_max (maximum net data rate, bits 12 to 7)

**Table 11.52.41.3 – Standard information field – G.992.5 Annex J  
downstream PTM TPS-TC #2 NPar(3) coding – Octet 4**

		Bits						
8	7	6	5	4	3	2	1	
x	x	x	x	x	x	x	x	G.992.5 Annex J downstream PTM TPS-TC #2 NPar(3)s – Octet 4
								Net_max (maximum net data rate, bits 6 to 1)

**Table 11.52.41.4 – Standard information field – G.992.5 Annex J  
downstream PTM TPS-TC #2 NPar(3) coding – Octet 5**

		Bits						
8	7	6	5	4	3	2	1	
x	x	x	x	x	x	x	x	G.992.5 Annex J downstream PTM TPS-TC #2 NPar(3)s – Octet 5
								Net_reserve (minimum reserved net data rate, bits 12 to 7)

**Table 11.52.41.5 – Standard information field – G.992.5 Annex J  
downstream PTM TPS-TC #2 NPar(3) coding – Octet 6**

		Bits						
8	7	6	5	4	3	2	1	
x	x	x	x	x	x	x	x	G.992.5 Annex J downstream PTM TPS-TC #2 NPar(3)s – Octet 6
								Net_reserve (minimum reserved net data rate, bits 6 to 1)

**Table 11.52.41.6 – Standard information field – G.992.5 Annex J  
downstream PTM TPS-TC #2 NPar(3) coding – Octet 7**

		Bits						
8	7	6	5	4	3	2	1	
x	x	x	x	x	x	x	x	G.992.5 Annex J downstream PTM TPS-TC #2 NPar(3)s – Octet 7
								Delay_max (maximum delay) (n milliseconds, n = 0 to 63)

**Table 11.52.41.7 – Standard information field – G.992.5 Annex J  
downstream PTM TPS-TC #2 NPar(3) coding – Octet 8**

		Bits						
8	7	6	5	4	3	2	1	
x	x					x	x	G.992.5 Annex J downstream PTM TPS-TC #2 NPar(3)s – Octet 8
								Error_max (maximum bit error ratio)
x	x			x	x			INP_min (minimum impulse noise protection) (bits 2 and 1)
x	x		x					Reserved for allocation by ITU-T
x	x	x						Reserved for allocation by ITU-T



**Table 11.52.41.8 – Standard information field – G.992.5 Annex J  
downstream PTM TPS-TC #2 NPar(3) coding – Octet 9**

		Bits						
8	7	6	5	4	3	2	1	
x	x	x	x	x	x	x	x	G.992.5 Annex J downstream PTM TPS-TC #2 NPar(3)s – Octet 9
x	x	x	x	x	x	x	x	INP_min (minimum impulse noise protection) (bits 8 to 3)

**Table 11.52.41.9 – Standard information field – G.992.5 Annex J  
downstream PTM TPS-TC #2 NPar(3) coding – Octet 10**

		Bits						
8	7	6	5	4	3	2	1	
x	x	x	x	x	x	x	1	HDLC encapsulation
x	x	x	x	x	x	1	x	Reserved by ITU-T
x	x	x	x	x	1	x	x	Reserved by ITU-T
x	x	x	x	1	x	x	x	64/65-octet encapsulation with short packets
x	x	x	1	x	x	x	x	64/65-octet encapsulation with pre-emption
x	x	1	x	x	x	x	x	64/65-octet encapsulation supported

**Table 11.52.41.10 – Standard information field – G.992.5 Annex J  
downstream PTM TPS-TC #2 NPar(3) coding – Octet 11**

		Bits						
8	7	6	5	4	3	2	1	
x	x	x	x	x	x	x	1	CIpolicy ZERO
x	x	x	x	x	x	1	x	CIpolicy ONE
x	x	x	x	x	1	x	x	Reserved for allocation by ITU-T
x	x	x	x	1	x	x	x	Reserved for allocation by ITU-T
x	x	x	1	x	x	x	x	Reserved for allocation by ITU-T
x	x	1	x	x	x	x	x	Reserved for allocation by ITU-T
x	x	0	0	0	0	0	0	No parameters in this octet

**Table 11.52.42 – Standard information field – G.992.5 Annex J  
upstream PTM TPS-TC #2 NPar(3) coding – Octet 1**

		Bits						
8	7	6	5	4	3	2	1	
x	x	x	x	x	x	x	x	G.992.5 Annex J upstream PTM TPS-TC #2 NPar(3)s – Octet 1
x	x	x	x	x	x	x	x	Net_min (minimum net data rate, bits 12 to 7)

**Table 11.52.42.1 – Standard information field – G.992.5 Annex J  
upstream PTM TPS-TC #2 NPar(3) coding – Octet 2**

		Bits						
8	7	6	5	4	3	2	1	
x	x	x	x	x	x	x	x	G.992.5 Annex J upstream PTM TPS-TC #2 NPar(3)s – Octet 2
x	x	x	x	x	x	x	x	Net_min (minimum net data rate, bits 6 to 1)

**Table 11.52.42.2 – Standard information field – G.992.5 Annex J  
upstream PTM TPS-TC #2 NPar(3) coding – Octet 3**

		Bits						
8	7	6	5	4	3	2	1	
x	x	x	x	x	x	x	x	Net_max (maximum net data rate, bits 12 to 7)

**Table 11.52.42.3 – Standard information field – G.992.5 Annex J  
upstream PTM TPS-TC #2 NPar(3) coding – Octet 4**

		Bits						
8	7	6	5	4	3	2	1	
x	x	x	x	x	x	x	x	Net_max (maximum net data rate, bits 6 to 1)

**Table 11.52.42.4 – Standard information field – G.992.5 Annex J  
upstream PTM TPS-TC #2 NPar(3) coding – Octet 5**

		Bits						
8	7	6	5	4	3	2	1	
x	x	x	x	x	x	x	x	Net_reserve (minimum reserved net data rate, bits 12 to 7)

**Table 11.52.42.5 – Standard information field – G.992.5 Annex J  
upstream PTM TPS-TC #2 NPar(3) coding – Octet 6**

		Bits						
8	7	6	5	4	3	2	1	
x	x	x	x	x	x	x	x	Net_reserve (minimum reserved net data rate, bits 6 to 1)

**Table 11.52.42.6 – Standard information field – G.992.5 Annex J  
upstream PTM TPS-TC #2 NPar(3) coding – Octet 7**

		Bits						
8	7	6	5	4	3	2	1	
x	x	x	x	x	x	x	x	Delay_max (maximum delay) (n milliseconds, n = 0 to 63)

**Table 11.52.42.7 – Standard information field – G.992.5 Annex J  
upstream PTM TPS-TC #2 NPar(3) coding – Octet 8**

		Bits						
8	7	6	5	4	3	2	1	
x	x					x	x	Error_max (maximum bit error ratio)
x	x			x	x			INP_min (minimum impulse noise protection) (bits 2 and 1)
x	x		x					Reserved for allocation by ITU-T
x	x	x						Reserved for allocation by ITU-T

**Table 11.52.42.8 – Standard information field – G.992.5 Annex J  
upstream PTM TPS-TC #2 NPar(3) coding – Octet 9**

		Bits						
8	7	6	5	4	3	2	1	
x	x	x	x	x	x	x	x	INP_min (minimum impulse noise protection) (bits 8 to 3)

**Table 11.52.42.9 – Standard information field – G.992.5 Annex J  
upstream PTM TPS-TC #2 NPar(3) coding – Octet 10**

		Bits						
8	7	6	5	4	3	2	1	
x	x	x	x	x	x	x	1	HDLC encapsulation
x	x	x	x	x	x	1	x	Reserved by ITU-T
x	x	x	x	x	1	x	x	Reserved by ITU-T
x	x	x	x	1	x	x	x	64/65-octet encapsulation with short packets
x	x	x	1	x	x	x	x	64/65-octet encapsulation with pre-emption
x	x	1	x	x	x	x	x	64/65-octet encapsulation supported

**Table 11.52.42.10 – Standard information field – G.992.5 Annex J  
upstream PTM TPS-TC #2 NPar(3) coding – Octet 11**

		Bits						
8	7	6	5	4	3	2	1	
x	x	x	x	x	x	x	1	Cipolicy ZERO
x	x	x	x	x	x	1	x	Cipolicy ONE
x	x	x	x	x	1	x	x	Reserved for allocation by ITU-T
x	x	x	x	1	x	x	x	Reserved for allocation by ITU-T
x	x	x	1	x	x	x	x	Reserved for allocation by ITU-T
x	x	1	x	x	x	x	x	Reserved for allocation by ITU-T
x	x	0	0	0	0	0	0	No parameters in this octet

**Table 11.52.43 – Standard information field – G.992.5 Annex J  
downstream PMS-TC latency path #2 NPar(3) coding – Octet 1**

		Bits						
8	7	6	5	4	3	2	1	
x	x	x	x	x	x	x	x	Net_max (maximum net data rate, bits 12 to 7)

**Table 11.52.43.1 – Standard information field – G.992.5 Annex J  
downstream PMS-TC latency path #2 NPar(3) coding – Octet 2**

		Bits						
8	7	6	5	4	3	2	1	
x	x	x	x	x	x	x	x	Net_max (maximum net data rate, bits 6 to 1)

**Table 11.52.43.2 – Standard information field – G.992.5 Annex J  
downstream PMS-TC latency path #2 NPar(3) coding – Octet 3**

		Bits						
8	7	6	5	4	3	2	1	
x	x			x	x	x	x	R <sub>2max</sub> value (2 * n, n = 0 to 15)
x	x	x	x					Reserved for allocation by ITU-T

**Table 11.52.43.3 – Standard information field – G.992.5 Annex J downstream PMS-TC latency path #2 NPar(3) coding – Octet 4**

		Bits						
8	7	6	5	4	3	2	1	
x	x				x	x	x	G.992.5 Annex J downstream PMS-TC latency path #2 NPar(3)s – Octet 4
x	x	x	x	x				D <sub>2_max</sub> value (2 <sup>n</sup> , n = 0 to 7)
								Reserved for allocation by ITU-T

**Table 11.52.44 – Standard information field – G.992.5 Annex J upstream PMS-TC latency path #2 NPar(3) coding – Octet 1**

		Bits						
8	7	6	5	4	3	2	1	
x	x	x	x	x	x	x	x	G.992.5 Annex J upstream PMS-TC latency path #2 NPar(3)s – Octet 1
								Net_max (maximum net data rate, bits 12 to 7)

**Table 11.52.44.1 – Standard information field – G.992.5 Annex J upstream PMS-TC latency path #2 NPar(3) coding – Octet 2**

		Bits						
8	7	6	5	4	3	2	1	
x	x	x	x	x	x	x	x	G.992.5 Annex J upstream PMS-TC latency path #2 NPar(3)s – Octet 2
								Net_max (maximum net data rate, bits 6 to 1)

**Table 11.52.44.2 – Standard information field – G.992.5 Annex J upstream PMS-TC latency path #2 NPar(3) coding – Octet 3**

		Bits						
8	7	6	5	4	3	2	1	
x	x			x	x	x	x	G.992.5 Annex J upstream PMS-TC latency path #2 NPar(3)s – Octet 3
x	x	x	x					R <sub>2_max</sub> value (2 * n, n = 0 to 15)
								Reserved for allocation by ITU-T

**Table 11.52.44.3 – Standard information field – G.992.5 Annex J upstream PMS-TC latency path #2 NPar(3) coding – Octet 4**

		Bits						
8	7	6	5	4	3	2	1	
x	x				x	x	x	G.992.5 Annex J upstream PMS-TC latency path #2 NPar(3)s – Octet 4
x	x	x	x	x				D <sub>2_max</sub> value (2 <sup>n</sup> , n = 0 to 7)
								Reserved for allocation by ITU-T

**Table 11.52.49 – Standard information field – G.992.5 Annex J downstream STM TPS-TC #3 NPar(3) coding – Octet 1**

		Bits						
8	7	6	5	4	3	2	1	
x	x	x	x	x	x	x	x	G.992.5 Annex J downstream STM TPS-TC #3 NPar(3)s – Octet 1
								Net_min (minimum net data rate, bits 12 to 7)

**Table 11.52.49.1 – Standard information field – G.992.5 Annex J downstream STM TPS-TC #3 NPar(3) coding – Octet 2**

		Bits						
8	7	6	5	4	3	2	1	
x	x	x	x	x	x	x	x	G.992.5 Annex J downstream STM TPS-TC #3 NPar(3)s – Octet 2
								Net_min (minimum net data rate, bits 6 to 1)

**Table 11.52.49.2 – Standard information field – G.992.5 Annex J  
downstream STM TPS-TC #3 NPar(3) coding – Octet 3**

		Bits						
8	7	6	5	4	3	2	1	
x	x	x	x	x	x	x	x	Net_max (maximum net data rate, bits 12 to 7)

**Table 11.52.49.3 – Standard information field – G.992.5 Annex J  
downstream STM TPS-TC #3 NPar(3) coding – Octet 4**

		Bits						
8	7	6	5	4	3	2	1	
x	x	x	x	x	x	x	x	Net_max (maximum net data rate, bits 6 to 1)

**Table 11.52.49.4 – Standard information field – G.992.5 Annex J  
downstream STM TPS-TC #3 NPar(3) coding – Octet 5**

		Bits						
8	7	6	5	4	3	2	1	
x	x	x	x	x	x	x	x	Net_reserve (minimum reserved net data rate, bits 12 to 7)

**Table 11.52.49.5 – Standard information field – G.992.5 Annex J  
downstream STM TPS-TC #3 NPar(3) coding – Octet 6**

		Bits						
8	7	6	5	4	3	2	1	
x	x	x	x	x	x	x	x	Net_reserve (minimum reserved net data rate, bits 6 to 1)

**Table 11.52.49.6 – Standard information field – G.992.5 Annex J  
downstream STM TPS-TC #3 NPar(3) coding – Octet 7**

		Bits						
8	7	6	5	4	3	2	1	
x	x	x	x	x	x	x	x	Delay_max (maximum delay) (n milliseconds, n = 0 to 63)

**Table 11.52.49.7 – Standard information field – G.992.5 Annex J  
downstream STM TPS-TC #3 NPar(3) coding – Octet 8**

		Bits						
8	7	6	5	4	3	2	1	
x	x					x	x	Error_max (maximum bit error ratio)
x	x			x	x			INP_min (minimum impulse noise protection) (bits 2 and 1)
x	x		x					Reserved for allocation by ITU-T
x	x	x						Reserved for allocation by ITU-T

**Table 11.52.49.8 – Standard information field – G.992.5 Annex J  
downstream STM TPS-TC #3 NPar(3) coding – Octet 9**

		Bits						
8	7	6	5	4	3	2	1	
x	x	x	x	x	x	x	x	INP_min (minimum impulse noise protection) (bits 8 to 3)

**Table 11.52.49.9 – Standard information field – G.992.5 Annex J  
downstream STM TPS-TC #3 NPar(3) coding – Octet 10**

Bits		G.992.5 Annex J downstream STM TPS-TC #3 NPar(3)s – Octet 10						
8	7	6	5	4	3	2	1	
x	x	x	x	x	x	x	1	CIpolicy ZERO
x	x	x	x	x	x	1	x	CIpolicy ONE
x	x	x	x	x	1	x	x	Reserved for allocation by ITU-T
x	x	x	x	1	x	x	x	Reserved for allocation by ITU-T
x	x	x	1	x	x	x	x	Reserved for allocation by ITU-T
x	x	1	x	x	x	x	x	Reserved for allocation by ITU-T
x	x	0	0	0	0	0	0	No parameters in this octet

**Table 11.52.50 – Standard information field – G.992.5 Annex J  
upstream STM TPS-TC #3 NPar(3) coding – Octet 1**

Bits		G.992.5 Annex J upstream STM TPS-TC #3 NPar(3)s – Octet 1						
8	7	6	5	4	3	2	1	
x	x	x	x	x	x	x	x	Net_min (minimum net data rate, bits 12 to 7)

**Table 11.52.50.1 – Standard information field – G.992.5 Annex J  
upstream STM TPS-TC #3 NPar(3) coding – Octet 2**

Bits		G.992.5 Annex J upstream STM TPS-TC #3 NPar(3)s – Octet 2						
8	7	6	5	4	3	2	1	
x	x	x	x	x	x	x	x	Net_min (minimum net data rate, bits 6 to 1)

**Table 11.52.50.2 – Standard information field – G.992.5 Annex J  
upstream STM TPS-TC #3 NPar(3) coding – Octet 3**

Bits		G.992.5 Annex J upstream STM TPS-TC #3 NPar(3)s – Octet 3						
8	7	6	5	4	3	2	1	
x	x	x	x	x	x	x	x	Net_max (maximum net data rate, bits 12 to 7)

**Table 11.52.50.3 – Standard information field – G.992.5 Annex J  
upstream STM TPS-TC #3 NPar(3) coding – Octet 4**

Bits		G.992.5 Annex J upstream STM TPS-TC #3 NPar(3)s – Octet 4						
8	7	6	5	4	3	2	1	
x	x	x	x	x	x	x	x	Net_max (maximum net data rate, bits 6 to 1)

**Table 11.52.50.4 – Standard information field – G.992.5 Annex J  
upstream STM TPS-TC #3 NPar(3) coding – Octet 5**

Bits		G.992.5 Annex J upstream STM TPS-TC #3 NPar(3)s – Octet 5						
8	7	6	5	4	3	2	1	
x	x	x	x	x	x	x	x	Net_reserve (minimum reserved net data rate, bits 12 to 7)

**Table 11.52.50.5 – Standard information field – G.992.5 Annex J  
upstream STM TPS-TC #3 NPar(3) coding – Octet 6**

		Bits						
8	7	6	5	4	3	2	1	
x	x	x	x	x	x	x	x	Net_reserve (minimum reserved net data rate, bits 6 to 1)

**Table 11.52.50.6 – Standard information field – G.992.5 Annex J  
upstream STM TPS-TC #3 NPar(3) coding – Octet 7**

		Bits						
8	7	6	5	4	3	2	1	
x	x	x	x	x	x	x	x	Delay_max (maximum delay) (n milliseconds, n = 0 to 63)

**Table 11.52.50.7 – Standard information field – G.992.5 Annex J  
upstream STM TPS-TC #3 NPar(3) coding – Octet 8**

		Bits						
8	7	6	5	4	3	2	1	
x	x					x	x	Error_max (maximum bit error ratio)
x	x			x	x			INP_min (minimum impulse noise protection) (bits 2 and 1)
x	x		x					Reserved for allocation by ITU-T
x	x	x						Reserved for allocation by ITU-T

**Table 11.52.50.8 – Standard information field – G.992.5 Annex J  
upstream STM TPS-TC #3 NPar(3) coding – Octet 9**

		Bits						
8	7	6	5	4	3	2	1	
x	x	x	x	x	x	x	x	INP_min (minimum impulse noise protection) (bits 8 to 3)

**Table 11.52.50.9 – Standard information field – G.992.5 Annex J  
upstream STM TPS-TC #3 NPar(3) coding – Octet 10**

		Bits						
8	7	6	5	4	3	2	1	
x	x	x	x	x	x	x	1	Cipolicy ZERO
x	x	x	x	x	x	1	x	Cipolicy ONE
x	x	x	x	x	1	x	x	Reserved for allocation by ITU-T
x	x	x	x	1	x	x	x	Reserved for allocation by ITU-T
x	x	x	1	x	x	x	x	Reserved for allocation by ITU-T
x	x	1	x	x	x	x	x	Reserved for allocation by ITU-T
x	x	0	0	0	0	0	0	No parameters in this octet

**Table 11.52.51 – Standard information field – G.992.5 Annex J  
downstream ATM TPS-TC #3 NPar(3) coding – Octet 1**

		Bits						
8	7	6	5	4	3	2	1	
x	x	x	x	x	x	x	x	Net_min (minimum net data rate, bits 12 to 7)

**Table 11.52.51.1 – Standard information field – G.992.5 Annex J  
downstream ATM TPS-TC #3 NPar(3) coding – Octet 2**

		Bits						
8	7	6	5	4	3	2	1	
x	x	x	x	x	x	x	x	Net_min (minimum net data rate, bits 6 to 1)

**Table 11.52.51.2 – Standard information field – G.992.5 Annex J  
downstream ATM TPS-TC #3 NPar(3) coding – Octet 3**

		Bits						
8	7	6	5	4	3	2	1	
x	x	x	x	x	x	x	x	Net_max (maximum net data rate, bits 12 to 7)

**Table 11.52.51.3 – Standard information field – G.992.5 Annex J  
downstream ATM TPS-TC #3 NPar(3) coding – Octet 4**

		Bits						
8	7	6	5	4	3	2	1	
x	x	x	x	x	x	x	x	Net_max (maximum net data rate, bits 6 to 1)

**Table 11.52.51.4 – Standard information field – G.992.5 Annex J  
downstream ATM TPS-TC #3 NPar(3) coding – Octet 5**

		Bits						
8	7	6	5	4	3	2	1	
x	x	x	x	x	x	x	x	Net_reserve (minimum reserved net data rate, bits 12 to 7)

**Table 11.52.51.5 – Standard information field – G.992.5 Annex J  
downstream ATM TPS-TC #3 NPar(3) coding – Octet 6**

		Bits						
8	7	6	5	4	3	2	1	
x	x	x	x	x	x	x	x	Net_reserve (minimum reserved net data rate, bits 6 to 1)

**Table 11.52.51.6 – Standard information field – G.992.5 Annex J  
downstream ATM TPS-TC #3 NPar(3) coding – Octet 7**

		Bits						
8	7	6	5	4	3	2	1	
x	x	x	x	x	x	x	x	Delay_max (maximum delay) (n milliseconds, n = 0 to 63)

**Table 11.52.51.7 – Standard information field – G.992.5 Annex J  
downstream ATM TPS-TC #3 NPar(3) coding – Octet 8**

		Bits						
8	7	6	5	4	3	2	1	
x	x					x	x	Error_max (maximum bit error ratio)
x	x			x	x			INP_min (minimum impulse noise protection) (bits 2 and 1)
x	x		x					Reserved for allocation by ITU-T
x	x	x						IMA_flag



**Table 11.52.51.8 – Standard information field – G.992.5 Annex J  
downstream ATM TPS-TC #3 NPar(3) coding – Octet 9**

		Bits						
8	7	6	5	4	3	2	1	
x	x	x	x	x	x	x	x	G.992.5 Annex J downstream ATM TPS-TC #3 NPar(3)s – Octet 9
								INP_min (minimum impulse noise protection) (bits 8 to 3)

**Table 11.52.51.9 – Standard information field – G.992.5 Annex J  
downstream ATM TPS-TC #3 NPar(3) coding – Octet 10**

		Bits						
8	7	6	5	4	3	2	1	
x	x	x	x	x	x	x	1	CIpolicy ZERO
x	x	x	x	x	x	1	x	CIpolicy ONE
x	x	x	x	x	1	x	x	Reserved for allocation by ITU-T
x	x	x	x	1	x	x	x	Reserved for allocation by ITU-T
x	x	x	1	x	x	x	x	Reserved for allocation by ITU-T
x	x	1	x	x	x	x	x	Reserved for allocation by ITU-T
x	x	0	0	0	0	0	0	No parameters in this octet

**Table 11.52.52 – Standard information field – G.992.5 Annex J  
upstream ATM TPS-TC #3 NPar(3) coding – Octet 1**

		Bits						
8	7	6	5	4	3	2	1	
x	x	x	x	x	x	x	x	G.992.5 Annex J upstream ATM TPS-TC #3 NPar(3)s – Octet 1
								Net_min (minimum net data rate, bits 12 to 7)

**Table 11.52.52.1 – Standard information field – G.992.5 Annex J  
upstream ATM TPS-TC #3 NPar(3) coding – Octet 2**

		Bits						
8	7	6	5	4	3	2	1	
x	x	x	x	x	x	x	x	G.992.5 Annex J upstream ATM TPS-TC #3 NPar(3)s – Octet 2
								Net_min (minimum net data rate, bits 6 to 1)

**Table 11.52.52.2 – Standard information field – G.992.5 Annex J  
upstream ATM TPS-TC #3 NPar(3) coding – Octet 3**

		Bits						
8	7	6	5	4	3	2	1	
x	x	x	x	x	x	x	x	G.992.5 Annex J upstream ATM TPS-TC #3 NPar(3)s – Octet 3
								Net_max (maximum net data rate, bits 12 to 7)

**Table 11.52.52.3 – Standard information field – G.992.5 Annex J  
upstream ATM TPS-TC #3 NPar(3) coding – Octet 4**

		Bits						
8	7	6	5	4	3	2	1	
x	x	x	x	x	x	x	x	G.992.5 Annex J upstream ATM TPS-TC #3 NPar(3)s – Octet 4
								Net_max (maximum net data rate, bits 6 to 1)

**Table 11.52.52.4 – Standard information field – G.992.5 Annex J  
upstream ATM TPS-TC #3 NPar(3) coding – Octet 5**

		Bits						
8	7	6	5	4	3	2	1	
x	x	x	x	x	x	x	x	Net_reserve (minimum reserved net data rate, bits 12 to 7)

**Table 11.52.52.5 – Standard information field – G.992.5 Annex J  
upstream ATM TPS-TC #3 NPar(3) coding – Octet 6**

		Bits						
8	7	6	5	4	3	2	1	
x	x	x	x	x	x	x	x	Net_reserve (minimum reserved net data rate, bits 6 to 1)

**Table 11.52.52.6 – Standard information field – G.992.5 Annex J  
upstream ATM TPS-TC #3 NPar(3) coding – Octet 7**

		Bits						
8	7	6	5	4	3	2	1	
x	x	x	x	x	x	x	x	Delay_max (maximum delay) (n milliseconds, n = 0 to 63)

**Table 11.52.52.7 – Standard information field – G.992.5 Annex J  
upstream ATM TPS-TC #3 NPar(3) coding – Octet 8**

		Bits						
8	7	6	5	4	3	2	1	
x	x					x	x	Error_max (maximum bit error ratio)
x	x			x	x			INP_min (minimum impulse noise protection) (bits 2 and 1)
x	x		x					Reserved for allocation by ITU-T
x	x	x						IMA_flag

**Table 11.52.52.8 – Standard information field – G.992.5 Annex J  
upstream ATM TPS-TC #3 NPar(3) coding – Octet 9**

		Bits						
8	7	6	5	4	3	2	1	
x	x	x	x	x	x	x	x	INP_min (minimum impulse noise protection) (bits 8 to 3)

**Table 11.52.52.9 – Standard information field – G.992.5 Annex J  
upstream ATM TPS-TC #3 NPar(3) coding – Octet 10**

		Bits						
8	7	6	5	4	3	2	1	
x	x	x	x	x	x	x	1	CIpolicy ZERO
x	x	x	x	x	x	1	x	CIpolicy ONE
x	x	x	x	x	1	x	x	Reserved for allocation by ITU-T
x	x	x	x	1	x	x	x	Reserved for allocation by ITU-T
x	x	x	1	x	x	x	x	Reserved for allocation by ITU-T
x	x	1	x	x	x	x	x	Reserved for allocation by ITU-T
x	x	0	0	0	0	0	0	No parameters in this octet

**Table 11.52.53 – Standard information field – G.992.5 Annex J  
downstream PTM TPS-TC #3 NPar(3) coding – Octet 1**

8		7		6		5		4		3		2		1	
G.992.5 Annex J downstream PTM TPS-TC #3 NPar(3)s – Octet 1															
x	x	x	x	x	x	x	x	x	x	x	x	x	x	x	x
Net_min (minimum net data rate, bits 12 to 7)															

**Table 11.52.53.1 – Standard information field – G.992.5 Annex J  
downstream PTM TPS-TC #3 NPar(3) coding – Octet 2**

8		7		6		5		4		3		2		1	
G.992.5 Annex J downstream PTM TPS-TC #3 NPar(3)s – Octet 2															
x	x	x	x	x	x	x	x	x	x	x	x	x	x	x	x
Net_min (minimum net data rate, bits 6 to 1)															

**Table 11.52.53.2 – Standard information field – G.992.5 Annex J  
downstream PTM TPS-TC #3 NPar(3) coding – Octet 3**

8		7		6		5		4		3		2		1	
G.992.5 Annex J downstream PTM TPS-TC #3 NPar(3)s – Octet 3															
x	x	x	x	x	x	x	x	x	x	x	x	x	x	x	x
Net_max (maximum net data rate, bits 12 to 7)															

**Table 11.52.53.3 – Standard information field – G.992.5 Annex J  
downstream PTM TPS-TC #3 NPar(3) coding – Octet 4**

8		7		6		5		4		3		2		1	
G.992.5 Annex J downstream PTM TPS-TC #3 NPar(3)s – Octet 4															
x	x	x	x	x	x	x	x	x	x	x	x	x	x	x	x
Net_max (maximum net data rate, bits 6 to 1)															

**Table 11.52.53.4 – Standard information field – G.992.5 Annex J  
downstream PTM TPS-TC #3 NPar(3) coding – Octet 5**

8		7		6		5		4		3		2		1	
G.992.5 Annex J downstream PTM TPS-TC #3 NPar(3)s – Octet 5															
x	x	x	x	x	x	x	x	x	x	x	x	x	x	x	x
Net_reserve (minimum reserved net data rate, bits 12 to 7)															

**Table 11.52.53.5 – Standard information field – G.992.5 Annex J  
downstream PTM TPS-TC #3 NPar(3) coding – Octet 6**

8		7		6		5		4		3		2		1	
G.992.5 Annex J downstream PTM TPS-TC #3 NPar(3)s – Octet 6															
x	x	x	x	x	x	x	x	x	x	x	x	x	x	x	x
Net_reserve (minimum reserved net data rate, bits 6 to 1)															

**Table 11.52.53.6 – Standard information field – G.992.5 Annex J  
downstream PTM TPS-TC #3 NPar(3) coding – Octet 7**

8		7		6		5		4		3		2		1	
G.992.5 Annex J downstream PTM TPS-TC #3 NPar(3)s – Octet 7															
x	x	x	x	x	x	x	x	x	x	x	x	x	x	x	x
Delay_max (maximum delay) (n milliseconds, n = 0 to 63)															

**Table 11.52.53.7 – Standard information field – G.992.5 Annex J  
downstream PTM TPS-TC #3 NPar(3) coding – Octet 8**

		Bits						
8	7	6	5	4	3	2	1	
x	x					x	x	G.992.5 Annex J downstream PTM TPS-TC #3 NPar(3)s – Octet 8
x	x							Error_max (maximum bit error ratio)
x	x				x	x		INP_min (minimum impulse noise protection) (bits 2 and 1)
x	x			x				Reserved for allocation by ITU-T
x	x	x						Reserved for allocation by ITU-T

**Table 11.52.53.8 – Standard information field – G.992.5 Annex J  
downstream PTM TPS-TC #3 NPar(3) coding – Octet 9**

		Bits						
8	7	6	5	4	3	2	1	
x	x	x	x	x	x	x	x	G.992.5 Annex J downstream PTM TPS-TC #3 NPar(3)s – Octet 9
								INP_min (minimum impulse noise protection) (bits 8 to 3)

**Table 11.52.53.9 – Standard information field – G.992.5 Annex J  
downstream PTM TPS-TC #3 NPar(3) coding – Octet 10**

		Bits						
8	7	6	5	4	3	2	1	
x	x	x	x	x	x	x	1	G.992.5 Annex J downstream PTM TPS-TC #3 NPar(3)s – Octet 10
x	x	x	x	x	x	1	x	HDLC encapsulation
x	x	x	x	x	1	x	x	Reserved by ITU-T
x	x	x	x	1	x	x	x	Reserved by ITU-T
x	x	x	x	1	x	x	x	64/65-octet encapsulation with short packets
x	x	x	1	x	x	x	x	64/65-octet encapsulation with pre-emption
x	x	1	x	x	x	x	x	64/65-octet encapsulation supported

**Table 11.52.53.10 – Standard information field – G.992.5 Annex J  
downstream PTM TPS-TC #3 NPar(3) coding – Octet 11**

		Bits						
8	7	6	5	4	3	2	1	
x	x	x	x	x	x	x	1	G.992.5 Annex J downstream PTM TPS-TC #3 NPar(3)s – Octet 11
x	x	x	x	x	x	1	x	CIpolicy ZERO
x	x	x	x	x	1	x	x	CIpolicy ONE
x	x	x	x	1	x	x	x	Reserved for allocation by ITU-T
x	x	x	x	1	x	x	x	Reserved for allocation by ITU-T
x	x	x	1	x	x	x	x	Reserved for allocation by ITU-T
x	x	1	x	x	x	x	x	Reserved for allocation by ITU-T
x	x	0	0	0	0	0	0	No parameters in this octet

**Table 11.52.54 – Standard information field – G.992.5 Annex J  
upstream PTM TPS-TC #3 NPar(3) coding – Octet 1**

		Bits						
8	7	6	5	4	3	2	1	
x	x	x	x	x	x	x	x	G.992.5 Annex J upstream PTM TPS-TC #3 NPar(3)s – Octet 1
								Net_min (minimum net data rate, bits 12 to 7)

**Table 11.52.54.1 – Standard information field – G.992.5 Annex J  
upstream PTM TPS-TC #3 NPar(3) coding – Octet 2**

		Bits						
8	7	6	5	4	3	2	1	
x	x	x	x	x	x	x	x	Net_min (minimum net data rate, bits 6 to 1)

**Table 11.52.54.2 – Standard information field – G.992.5 Annex J  
upstream PTM TPS-TC #3 NPar(3) coding – Octet 3**

		Bits						
8	7	6	5	4	3	2	1	
x	x	x	x	x	x	x	x	Net_max (maximum net data rate, bits 12 to 7)

**Table 11.52.54.3 – Standard information field – G.992.5 Annex J  
upstream PTM TPS-TC #3 NPar(3) coding – Octet 4**

		Bits						
8	7	6	5	4	3	2	1	
x	x	x	x	x	x	x	x	Net_max (maximum net data rate, bits 6 to 1)

**Table 11.52.54.4 – Standard information field – G.992.5 Annex J  
upstream PTM TPS-TC #3 NPar(3) coding – Octet 5**

		Bits						
8	7	6	5	4	3	2	1	
x	x	x	x	x	x	x	x	Net_reserve (minimum reserved net data rate, bits 12 to 7)

**Table 11.52.54.5 – Standard information field – G.992.5 Annex J  
upstream PTM TPS-TC #3 NPar(3) coding – Octet 6**

		Bits						
8	7	6	5	4	3	2	1	
x	x	x	x	x	x	x	x	Net_reserve (minimum reserved net data rate, bits 6 to 1)

**Table 11.52.54.6 – Standard information field – G.992.5 Annex J  
upstream PTM TPS-TC #3 NPar(3) coding – Octet 7**

		Bits						
8	7	6	5	4	3	2	1	
x	x	x	x	x	x	x	x	Delay_max (maximum delay) (n milliseconds, n = 0 to 63)

**Table 11.52.54.7 – Standard information field – G.992.5 Annex J  
upstream PTM TPS-TC #3 NPar(3) coding – Octet 8**

		Bits						
8	7	6	5	4	3	2	1	
x	x					x	x	Error_max (maximum bit error ratio)
x	x			x	x			INP_min (minimum impulse noise protection) (bits 2 and 1)
x	x		x					Reserved for allocation by ITU-T
x	x	x						Reserved for allocation by ITU-T

**Table 11.52.54.8 – Standard information field – G.992.5 Annex J  
upstream PTM TPS-TC #3 NPar(3) coding – Octet 9**

		Bits						
8	7	6	5	4	3	2	1	
x	x	x	x	x	x	x	x	G.992.5 Annex J upstream PTM TPS-TC #3 NPar(3)s – Octet 9
x	x	x	x	x	x	x	x	INP_min (minimum impulse noise protection) (bits 8 to 3)

**Table 11.52.54.9 – Standard information field – G.992.5 Annex J  
upstream PTM TPS-TC #3 NPar(3) coding – Octet 10**

		Bits						
8	7	6	5	4	3	2	1	
x	x	x	x	x	x	x	1	G.992.5 Annex J upstream PTM TPS-TC #3 NPar(3)s – Octet 10
x	x	x	x	x	x	1	x	HDLC encapsulation
x	x	x	x	x	x	1	x	Reserved by ITU-T
x	x	x	x	x	1	x	x	Reserved by ITU-T
x	x	x	x	1	x	x	x	64/65-octet encapsulation with short packets
x	x	x	1	x	x	x	x	64/65-octet encapsulation with pre-emption
x	x	1	x	x	x	x	x	64/65-octet encapsulation supported

**Table 11.52.54.10 – Standard information field – G.992.5 Annex J  
upstream PTM TPS-TC #3 NPar(3) coding – Octet 11**

		Bits						
8	7	6	5	4	3	2	1	
x	x	x	x	x	x	x	1	G.992.5 Annex J upstream PTM TPS-TC #3 NPar(3)s – Octet 11
x	x	x	x	x	x	x	1	CIpolicy ZERO
x	x	x	x	x	x	1	x	CIpolicy ONE
x	x	x	x	x	1	x	x	Reserved for allocation by ITU-T
x	x	x	x	1	x	x	x	Reserved for allocation by ITU-T
x	x	x	1	x	x	x	x	Reserved for allocation by ITU-T
x	x	1	x	x	x	x	x	Reserved for allocation by ITU-T
x	x	0	0	0	0	0	0	No parameters in this octet

**Table 11.52.55 – Standard information field – G.992.5 Annex J  
downstream PMS-TC latency path #3 NPar(3) coding – Octet 1**

		Bits						
8	7	6	5	4	3	2	1	
x	x	x	x	x	x	x	x	G.992.5 Annex J downstream PMS-TC latency path #3 NPar(3)s – Octet 1
x	x	x	x	x	x	x	x	Net_max (maximum net data rate, bits 12 to 7)

**Table 11.52.55.1 – Standard information field – G.992.5 Annex J  
downstream PMS-TC latency path #3 NPar(3) coding – Octet 2**

		Bits						
8	7	6	5	4	3	2	1	
x	x	x	x	x	x	x	x	G.992.5 Annex J downstream PMS-TC latency path #3 NPar(3)s – Octet 2
x	x	x	x	x	x	x	x	Net_max (maximum net data rate, bits 6 to 1)

**Table 11.52.55.2 – Standard information field – G.992.5 Annex J downstream PMS-TC latency path #3 NPar(3) coding – Octet 3**

		Bits						
8	7	6	5	4	3	2	1	
x	x			x	x	x	x	$R_{3\_max}$ value ( $2^n$ , $n = 0$ to $15$ )
x	x	x	x					Reserved for allocation by ITU-T

**Table 11.52.55.3 – Standard information field – G.992.5 Annex J downstream PMS-TC latency path #3 NPar(3) coding – Octet 4**

		Bits						
8	7	6	5	4	3	2	1	
x	x				x	x	x	$D_{3\_max}$ value ( $2^n$ , $n = 0$ to $7$ )
x	x	x	x	x				Reserved for allocation by ITU-T

**Table 11.52.56 – Standard information field – G.992.5 Annex J upstream PMS-TC latency path #3 NPar(3) coding – Octet 1**

		Bits						
8	7	6	5	4	3	2	1	
x	x	x	x	x	x	x	x	$Net\_max$ (maximum net data rate, bits 12 to 7)

**Table 11.52.56.1 – Standard information field – G.992.5 Annex J upstream PMS-TC latency path #3 NPar(3) coding – Octet 2**

		Bits						
8	7	6	5	4	3	2	1	
x	x	x	x	x	x	x	x	$Net\_max$ (maximum net data rate, bits 6 to 1)

**Table 11.52.56.2 – Standard information field – G.992.5 Annex J upstream PMS-TC latency path #3 NPar(3) coding – Octet 3**

		Bits						
8	7	6	5	4	3	2	1	
x	x			x	x	x	x	$R_{3\_max}$ value ( $2^n$ , $n = 0$ to $15$ )
x	x	x	x					Reserved for allocation by ITU-T

**Table 11.52.56.3 – Standard information field – G.992.5 Annex J upstream PMS-TC latency path #3 NPar(3) coding – Octet 4**

		Bits						
8	7	6	5	4	3	2	1	
x	x				x	x	x	$D_{3\_max}$ value ( $2^n$ , $n = 0$ to $7$ )
x	x	x	x	x				Reserved for allocation by ITU-T

## 9.4.29 G.992.5 Annex M Par(2)/Par(3) parameters

**Table 11.57 – Standard information field – G.992.5 Annex M NPar(2) coding**

		Bits						
8	7	6	5	4	3	2	1	G.992.5 Annex M NPar(2)s
x	x	x	x	x	x	x	1	NTR
x	x	x	x	x	x	1	x	Short initialization
x	x	x	x	x	1	x	x	Diagnostics mode
x	x	x	x	1	x	x	x	Reserved for allocation by ITU-T
x	x	x	1	x	x	x	x	Reserved for allocation by ITU-T
x	x	1	x	x	x	x	x	Reserved for allocation by ITU-T
x	x	0	0	0	0	0	0	No parameters in this octet

**Table 11.58 – Standard information field – G.992.5 Annex M SPar(2) coding – Octet 1**

		Bits						
8	7	6	5	4	3	2	1	G.992.5 Annex M SPar(2)s – Octet 1
x	x	x	x	x	x	x	1	Spectrum bounds upstream
x	x	x	x	x	x	1	x	Spectrum shaping upstream
x	x	x	x	x	1	x	x	Spectrum bounds downstream
x	x	x	x	1	x	x	x	Spectrum shaping downstream
x	x	x	1	x	x	x	x	Transmit signal images above the Nyquist frequency
x	x	1	x	x	x	x	x	Submode PSD masks
x	x	0	0	0	0	0	0	No parameters in this octet

**Table 11.58.0.1 – Standard information field – G.992.5 Annex M SPar(2) coding – Octet 2**

		Bits						
8	7	6	5	4	3	2	1	G.992.5 Annex M SPar(2)s – Octet 2
x	x	x	x	x	x	x	1	Downstream overhead data rate
x	x	x	x	x	x	1	x	Upstream overhead data rate
x	x	x	x	x	1	x	x	Maximum number of downstream TPS-TC functions of each type
x	x	x	x	1	x	x	x	Maximum number of upstream TPS-TC functions of each type
x	x	x	1	x	x	x	x	Submode PSD shape
x	x	1	x	x	x	x	x	Reserved for allocation by ITU-T
x	x	0	0	0	0	0	0	No parameters in this octet



**Table 11.58.0.2 – Standard information field – G.992.5 Annex M SPar(2) coding – Octet 3**

		Bits						G.992.5 Annex M SPar(2)s – Octet 3
8	7	6	5	4	3	2	1	
x	x	x	x	x	x	x	1	Downstream STM TPS-TC #0
x	x	x	x	x	x	1	x	Upstream STM TPS-TC #0
x	x	x	x	x	1	x	x	Downstream ATM TPS-TC #0
x	x	x	x	1	x	x	x	Upstream ATM TPS-TC #0
x	x	x	1	x	x	x	x	Downstream PTM TPS-TC #0
x	x	1	x	x	x	x	x	Upstream PTM TPS-TC #0
x	x	0	0	0	0	0	0	No parameters in this octet

**Table 11.58.0.3 – Standard information field – G.992.5 Annex M SPar(2) coding – Octet 4**

		Bits						G.992.5 Annex M SPar(2)s – Octet 4
8	7	6	5	4	3	2	1	
x	x	x	x	x	x	x	1	Downstream PMS-TC latency path #0 supported
x	x	x	x	x	x	1	x	Upstream PMS-TC latency path #0 supported
x	x	x	x	x	1	x	x	Reserved for allocation by ITU-T
x	x	x	x	1	x	x	x	Reserved for allocation by ITU-T
x	x	x	1	x	x	x	x	Reserved for allocation by ITU-T
x	x	1	x	x	x	x	x	Reserved for allocation by ITU-T
x	x	0	0	0	0	0	0	No parameters in this octet

**Table 11.58.0.4 – Standard information field – G.992.5 Annex M SPar(2) coding – Octet 5**

		Bits						G.992.5 Annex M SPar(2)s – Octet 5
8	7	6	5	4	3	2	1	
x	x	x	x	x	x	x	1	Downstream STM TPS-TC #1
x	x	x	x	x	x	1	x	Upstream STM TPS-TC #1
x	x	x	x	x	1	x	x	Downstream ATM TPS-TC #1
x	x	x	x	1	x	x	x	Upstream ATM TPS-TC #1
x	x	x	1	x	x	x	x	Downstream PTM TPS-TC #1
x	x	1	x	x	x	x	x	Upstream PTM TPS-TC #1
x	x	0	0	0	0	0	0	No parameters in this octet

**Table 11.58.0.5 – Standard information field – G.992.5 Annex M SPar(2) coding – Octet 6**

		Bits						G.992.5 Annex M SPar(2)s – Octet 6
8	7	6	5	4	3	2	1	
x	x	x	x	x	x	x	1	Downstream PMS-TC latency path #1 supported
x	x	x	x	x	x	1	x	Upstream PMS-TC latency path #1 supported
x	x	x	x	x	1	x	x	Reserved for allocation by ITU-T
x	x	x	x	1	x	x	x	Reserved for allocation by ITU-T
x	x	x	1	x	x	x	x	Reserved for allocation by ITU-T
x	x	1	x	x	x	x	x	Reserved for allocation by ITU-T
x	x	0	0	0	0	0	0	No parameters in this octet

**Table 11.58.0.6 – Standard information field – G.992.5 Annex M SPar(2) coding – Octet 7**

		Bits						G.992.5 Annex M SPar(2)s – Octet 7
8	7	6	5	4	3	2	1	
x	x	x	x	x	x	x	1	Downstream STM TPS-TC #2
x	x	x	x	x	x	1	x	Upstream STM TPS-TC #2
x	x	x	x	x	1	x	x	Downstream ATM TPS-TC #2
x	x	x	x	1	x	x	x	Upstream ATM TPS-TC #2
x	x	x	1	x	x	x	x	Downstream PTM TPS-TC #2
x	x	1	x	x	x	x	x	Upstream PTM TPS-TC #2
x	x	0	0	0	0	0	0	No parameters in this octet

**Table 11.58.0.7 – Standard information field – G.992.5 Annex M SPar(2) coding – Octet 8**

		Bits						G.992.5 Annex M SPar(2)s – Octet 8
8	7	6	5	4	3	2	1	
x	x	x	x	x	x	x	1	Downstream PMS-TC latency path #2 supported
x	x	x	x	x	x	1	x	Upstream PMS-TC latency path #2 supported
x	x	x	x	x	1	x	x	Reserved for allocation by ITU-T
x	x	x	x	1	x	x	x	Reserved for allocation by ITU-T
x	x	x	1	x	x	x	x	Reserved for allocation by ITU-T
x	x	1	x	x	x	x	x	Reserved for allocation by ITU-T
x	x	0	0	0	0	0	0	No parameters in this octet

**Table 11.58.0.8 – Standard information field – G.992.5 Annex M SPar(2) coding – Octet 9**

		Bits						G.992.5 Annex M SPar(2)s – Octet 9
8	7	6	5	4	3	2	1	
x	x	x	x	x	x	x	1	Downstream STM TPS-TC #3
x	x	x	x	x	x	1	x	Upstream STM TPS-TC #3
x	x	x	x	x	1	x	x	Downstream ATM TPS-TC #3
x	x	x	x	1	x	x	x	Upstream ATM TPS-TC #3
x	x	x	1	x	x	x	x	Downstream PTM TPS-TC #3
x	x	1	x	x	x	x	x	Upstream PTM TPS-TC #3
x	x	0	0	0	0	0	0	No parameters in this octet

**Table 11.58.0.9 – Standard information field – G.992.5 Annex M SPar(2) coding – Octet 10**

		Bits						G.992.5 Annex M SPar(2)s – Octet 10
8	7	6	5	4	3	2	1	
x	x	x	x	x	x	x	1	Downstream PMS-TC latency path #3 supported
x	x	x	x	x	x	1	x	Upstream PMS-TC latency path #3 supported
x	x	x	x	x	1	x	x	Reserved for allocation by ITU-T
x	x	x	x	1	x	x	x	Reserved for allocation by ITU-T
x	x	x	1	x	x	x	x	Reserved for allocation by ITU-T
x	x	1	x	x	x	x	x	Reserved for allocation by ITU-T
x	x	0	0	0	0	0	0	No parameters in this octet

**Table 11.58.1 – Standard information field – G.992.5 Annex M  
spectrum bounds upstream NPar(3) coding – Octet 1**

		Bits						
8	7	6	5	4	3	2	1	
x	x	0	0	0	x	x	x	NOMPSDus (bits 9 to 7)

**Table 11.58.1.1 – Standard information field – G.992.5 Annex M  
spectrum bounds upstream NPar(3) coding – Octet 2**

		Bits						
8	7	6	5	4	3	2	1	
x	x	x	x	x	x	x	x	NOMPSDus (bits 6 to 1)

**Table 11.58.1.2 – Standard information field – G.992.5 Annex M  
spectrum bounds upstream NPar(3) coding – Octet 3**

		Bits						
8	7	6	5	4	3	2	1	
x	x	0	0	0	x	x	x	MAXNOMPSDus (bits 9 to 7)

**Table 11.58.1.3 – Standard information field – G.992.5 Annex M  
spectrum bounds upstream NPar(3) coding – Octet 4**

		Bits						
8	7	6	5	4	3	2	1	
x	x	x	x	x	x	x	x	MAXNOMPSDus (bits 6 to 1)

**Table 11.58.1.4 – Standard information field – G.992.5 Annex M  
spectrum bounds upstream NPar(3) coding – Octet 5**

		Bits						
8	7	6	5	4	3	2	1	
x	x	0	0	0	x	x	x	MAXNOMATPus (bits 9 to 7)

**Table 11.58.1.5 – Standard information field – G.992.5 Annex M  
spectrum bounds upstream NPar(3) coding – Octet 6**

		Bits						
8	7	6	5	4	3	2	1	
x	x	x	x	x	x	x	x	MAXNOMATPus (bits 6 to 1)

**Table 11.58.2 – Standard information field – G.992.5 Annex M  
spectrum shaping upstream NPar(3) coding – Octet 1**

		Bits						
8	7	6	5	4	3	2	1	
x	x	x	x	x	x	x	x	"First" subcarrier index i (bits 12 to 7)

**Table 11.58.2.1 – Standard information field – G.992.5 Annex M spectrum shaping upstream NPar(3) coding – Octet 2**

		Bits						
8	7	6	5	4	3	2	1	
x	x	x	x	x	x	x	x	G.992.5 Annex M spectrum shaping upstream NPar(3)s – Octet 2
								"First" subcarrier index i (bits 6 to 1)

**Table 11.58.2.2 – Standard information field – G.992.5 Annex M spectrum shaping upstream NPar(3) coding – Octet 3**

		Bits						
8	7	6	5	4	3	2	1	
		x						G.992.5 Annex M spectrum shaping upstream NPar(3)s – Octet 3
								"First" subcarrier in supported set
x	x		0	0	0	0	x	"First" log <sub>2</sub> tss <sub>i</sub> (bit 7)

**Table 11.58.2.3 – Standard information field – G.992.5 Annex M spectrum shaping upstream NPar(3) coding – Octet 4**

		Bits						
8	7	6	5	4	3	2	1	
x	x	x	x	x	x	x	x	G.992.5 Annex M spectrum shaping upstream NPar(3)s – Octet 4
								"First" log <sub>2</sub> tss <sub>i</sub> (bits 6 to 1)

**Table 11.58.2.4\*(j-1) – Standard information field – G.992.5 Annex M spectrum shaping upstream NPar(3) coding – Octet 4\*(j-1)+1**

		Bits						
8	7	6	5	4	3	2	1	
x	x	x	x	x	x	x	x	G.992.5 Annex M spectrum shaping upstream NPar(3)s – Octet 4*(j-1)+1
								"Last" subcarrier index i (bits 12 to 7)
NOTE – j is the number of subcarrier indices used to specify the spectral shape.								

**Table 11.58.2.4\*(j-1)+1 – Standard information field – G.992.5 Annex M spectrum shaping upstream NPar(3) coding – Octet 4\*(j-1)+2**

		Bits						
8	7	6	5	4	3	2	1	
x	x	x	x	x	x	x	x	G.992.5 Annex M spectrum shaping upstream NPar(3)s – Octet 4*(j-1)+2
								"Last" subcarrier index i (bits 6 to 1)
NOTE – j is the number of subcarrier indices used to specify the spectral shape.								

**Table 11.58.2.4\*(j-1)+2 – Standard information field – G.992.5 Annex M spectrum shaping upstream NPar(3) coding – Octet 4\*(j-1)+3**

		Bits						
8	7	6	5	4	3	2	1	
		x						G.992.5 Annex M spectrum shaping upstream NPar(3)s – Octet 4*(j-1)+3
								"Last" subcarrier in supported set
x	x		0	0	0	0	x	"Last" log <sub>2</sub> tss <sub>i</sub> (bit 7)
NOTE – j is the number of subcarrier indices used to specify the spectral shape.								

**Table 11.58.2.4\*(j-1)+3 – Standard information field – G.992.5 Annex M  
spectrum shaping upstream NPar(3) coding – Octet 4\*(j-1)+4**

8 7		Bits					G.992.5 Annex M spectrum shaping upstream NPar(3)s – Octet 4*(j-1)+4
6	5	4	3	2	1		
x	x	x	x	x	x	x	"Last" log <sub>2</sub> tss <sub>i</sub> (bits 6 to 1)

**Table 11.58.3 – Standard information field – G.992.5 Annex M  
spectrum bounds downstream NPar(3) coding – Octet 1**

8 7		Bits					G.992.5 Annex M spectrum bounds downstream NPar(3)s – Octet 1
6	5	4	3	2	1		
x	x	0	0	0	x	x	NOMPSDds (bits 9 to 7)

**Table 11.58.3.1 – Standard information field – G.992.5 Annex M  
spectrum bounds downstream NPar(3) coding – Octet 2**

8 7		Bits					G.992.5 Annex M spectrum bounds downstream NPar(3)s – Octet 2
6	5	4	3	2	1		
x	x	x	x	x	x	x	NOMPSDds (bits 6 to 1)

**Table 11.58.3.2 – Standard information field – G.992.5 Annex M  
spectrum bounds downstream NPar(3) coding – Octet 3**

8 7		Bits					G.992.5 Annex M spectrum bounds downstream NPar(3)s – Octet 3
6	5	4	3	2	1		
x	x	0	0	0	x	x	MAXNOMPSDds (bits 9 to 7)

**Table 11.58.3.3 – Standard information field – G.992.5 Annex M  
spectrum bounds downstream NPar(3) coding – Octet 4**

8 7		Bits					G.992.5 Annex M spectrum bounds downstream NPar(3)s – Octet 4
6	5	4	3	2	1		
x	x	x	x	x	x	x	MAXNOMPSDds (bits 6 to 1)

**Table 11.58.3.4 – Standard information field – G.992.5 Annex M  
spectrum bounds downstream NPar(3) coding – Octet 5**

8 7		Bits					G.992.5 Annex M spectrum bounds downstream NPar(3)s – Octet 5
6	5	4	3	2	1		
x	x	0	0	0	x	x	MAXNOMATPds (bits 9 to 7)

**Table 11.58.3.5 – Standard information field – G.992.5 Annex M  
spectrum bounds downstream NPar(3) coding – Octet 6**

8 7		Bits					G.992.5 Annex M spectrum bounds downstream NPar(3)s – Octet 6
6	5	4	3	2	1		
x	x	x	x	x	x	x	MAXNOMATPds (bits 6 to 1)

**Table 11.58.4 – Standard information field – G.992.5 Annex M  
spectrum shaping downstream NPar(3) coding – Octet 1**

		Bits						
8	7	6	5	4	3	2	1	
x	x	x	x	x	x	x	x	G.992.5 Annex M spectrum shaping downstream NPar(3)s – Octet 1
								"First" subcarrier index i (bits 12 to 7)

**Table 11.58.4.1 – Standard information field – G.992.5 Annex M  
spectrum shaping downstream NPar(3) coding – Octet 2**

		Bits						
8	7	6	5	4	3	2	1	
x	x	x	x	x	x	x	x	G.992.5 Annex M spectrum shaping downstream NPar(3)s – Octet 2
								"First" subcarrier index i (bits 6 to 1)

**Table 11.58.4.2 – Standard information field – G.992.5 Annex M  
spectrum shaping downstream NPar(3) coding – Octet 3**

		Bits						
8	7	6	5	4	3	2	1	
		x						G.992.5 Annex M spectrum shaping downstream NPar(3)s – Octet 3
x	x	0	0	0	0	0	x	"First" subcarrier in supported set
								"First" log <sub>2</sub> tss <sub>i</sub> ; (bit 7)

**Table 11.58.4.3 – Standard information field – G.992.5 Annex M  
spectrum shaping downstream NPar(3) coding – Octet 4**

		Bits						
8	7	6	5	4	3	2	1	
x	x	x	x	x	x	x	x	G.992.5 Annex M spectrum shaping downstream NPar(3)s – Octet 4
								"First" log <sub>2</sub> tss <sub>i</sub> ; (bits 6 to 1)

**Table 11.58.4.4\*(j-1) – Standard information field – G.992.5 Annex M  
spectrum shaping downstream NPar(3) coding – Octet 4\*(j-1)+1**

		Bits						
8	7	6	5	4	3	2	1	
x	x	x	x	x	x	x	x	G.992.5 Annex M spectrum shaping downstream NPar(3)s – Octet 4*(j-1)+1
								"Last" subcarrier index i (bits 12 to 7)

NOTE – j is the number of subcarrier indices used to specify the spectral shape.

**Table 11.58.4.4\*(j-1)+1 – Standard information field – G.992.5 Annex M  
spectrum shaping downstream NPar(3) coding – Octet 4\*(j-1)+2**

		Bits						
8	7	6	5	4	3	2	1	
x	x	x	x	x	x	x	x	G.992.5 Annex M spectrum shaping downstream NPar(3)s – Octet 4*(j-1)+2
								"Last" subcarrier index i (bits 6 to 1)

NOTE – j is the number of subcarrier indices used to specify the spectral shape.

**Table 11.58.4.4\*(j-1)+2 – Standard information field – G.992.5 Annex M spectrum shaping downstream NPar(3) coding – Octet 4\*(j-1)+3**

8 7		Bits					G.992.5 Annex M spectrum shaping downstream NPar(3)s – Octet 4*(j-1)+3	
		6	5	4	3	2	1	
		x					"Last" subcarrier in supported set	
x x		0 0 0 0 x					"Last" log <sub>tss<sub>i</sub></sub> (bit 7)	

NOTE – j is the number of subcarrier indices used to specify the spectral shape.

**Table 11.58.4.4\*(j-1)+3 – Standard information field – G.992.5 Annex M spectrum shaping downstream NPar(3) coding – Octet 4\*(j-1)+4**

8 7		Bits					G.992.5 Annex M spectrum shaping downstream NPar(3)s – Octet 4*(j-1)+4	
		6	5	4	3	2	1	
x x		x	x	x	x	x	x	"Last" log <sub>tss<sub>i</sub></sub> (bits 6 to 1)

**Table 11.58.5 – Standard information field – G.992.5 Annex M transmit signal images above the Nyquist frequency NPar(3) coding**

8 7		Bits					G.992.5 Annex M transmit signal images above the Nyquist frequency NPar(3)s	
		6	5	4	3	2	1	
x x		x	x	x	x			IDFT size N
x x						x	x	IFFT fill

**Table 11.58.6 – Standard information field – G.992.5 Annex M submode PSD masks NPar(3) – Octet 1**

8 7		Bits					G.992.5 Annex M submode PSD masks NPar(3)s – Octet 1	
		6	5	4	3	2	1	
x x		x	x	x	x	x	1	EU-32 supported
x x		x	x	x	x	1	x	EU-36 supported
x x		x	x	x	1	x	x	EU-40 supported
x x		x	x	1	x	x	x	EU-44 supported
x x		x	1	x	x	x	x	EU-48 supported
x x		1	x	x	x	x	x	EU-52 supported
x x		0	0	0	0	0	0	No parameters in this octet

**Table 11.58.6.1 – Standard information field – G.992.5 Annex M  
submode PSD masks NPar(3) – Octet 2**

		Bits						
8	7	6	5	4	3	2	1	G.992.5 Annex M submode PSD masks NPar(3)s – Octet 1
x	x	x	x	x	x	x	1	EU-56 supported
x	x	x	x	x	x	1	x	EU-60 supported
x	x	x	x	x	1	x	x	EU-64 supported
x	x	x	x	1	x	x	x	Reserved for allocation by ITU-T
x	x	x	1	x	x	x	x	Reserved for allocation by ITU-T
x	x	1	x	x	x	x	x	Reserved for allocation by ITU-T
x	x	0	0	0	0	0	0	No parameters in this octet

**Table 11.58.7 – Standard information field – G.992.5 Annex M  
downstream overhead data rate NPar(3) coding**

		Bits						
8	7	6	5	4	3	2	1	G.992.5 Annex M downstream overhead data rate NPar(3)s
x	x	x	x	x	x	x	x	Minimum overhead data rate ((n+1) * 1 kbit/s, n = 3 to 63)

**Table 11.58.8 – Standard information field – G.992.5 Annex M  
upstream overhead data rate NPar(3) coding**

		Bits						
8	7	6	5	4	3	2	1	G.992.5 Annex M upstream overhead data rate NPar(3)s
x	x	x	x	x	x	x	x	Minimum overhead data rate ((n+1) * 1 kbit/s, n = 3 to 63)

**Table 11.58.9 – Standard information field – G.992.5 Annex M  
maximum number of downstream TPS-TC functions of each type NPar(3) coding – Octet 1**

		Bits						
8	7	6	5	4	3	2	1	G.992.5 Annex M maximum number of downstream TPS-TC functions of each type NPar(3)s – Octet 1
x	x				x	x	x	Maximum number of downstream STM TPS-TCs (n = 0 to 4)
x	x	x	x	x				Maximum number of downstream ATM TPS-TCs (n = 0 to 4)

**Table 11.58.9.1 – Standard information field – G.992.5 Annex M  
maximum number of downstream TPS-TC functions of each type NPar(3) coding – Octet 2**

		Bits						
8	7	6	5	4	3	2	1	G.992.5 Annex M maximum number of downstream TPS-TC functions of each type NPar(3)s – Octet 2
x	x				x	x	x	Maximum number of downstream PTM TPS-TCs (n = 0 to 4)
x	x	x	x	x				Reserved for allocation by ITU-T



**Table 11.58.10 – Standard information field – G.992.5 Annex M  
maximum number of upstream TPS-TC functions of each type NPar(3) coding – Octet 1**

Bits							G.992.5 Annex M maximum number of upstream TPS-TC functions of each type NPar(3)s – Octet 1	
8	7	6	5	4	3	2	1	
x	x				x	x	x	Maximum number of upstream STM TPS-TCs (n = 0 to 4)
x	x	x	x	x				Maximum number of upstream ATM TPS-TCs (n = 0 to 4)

**Table 11.58.10.1 – Standard information field – G.992.5 Annex M  
maximum number of upstream TPS-TC functions of each type NPar(3) coding – Octet 2**

Bits							G.992.5 Annex M maximum number of upstream TPS-TC functions of each type NPar(3)s – Octet 2	
8	7	6	5	4	3	2	1	
x	x				x	x	x	Maximum number of upstream PTM TPS-TCs (n = 0 to 4)
x	x	x	x	x				Reserved for allocation by ITU-T

**Table 11.58.11 – Standard information field – G.992.5 Annex M  
submode PSD shape NPar(3) coding – Octet 1**

Bits							G.992.5 Annex M submode PSD shape NPar(3)s – Octet 1	
8	7	6	5	4	3	2	1	
x	x	x	x	x	x	x	x	Tone index n (bit 6 to 1, coded as n-1)

**Table 11.58.11.1 – Standard information field – G.992.5 Annex M  
submode PSD shape NPar(3) coding – Octet 2**

Bits							G.992.5 Annex M submode PSD shape NPar(3)s – Octet 2	
8	7	6	5	4	3	2	1	
x	x	x	x	x	x	x	x	PSD at this tone index n (bit 6 to 1, coded as n)

.

.

.

**Table 11.58.11.2\*(j-1) – Standard information field – G.992.5 Annex M  
submode PSD shape NPar(3) coding – Octet 2\*(j-1)+1**

Bits							G.992.5 Annex M submode PSD shape NPar(3)s – Octet 2*(j-1)+1	
8	7	6	5	4	3	2	1	
x	x	x	x	x	x	x	x	Tone index n (bit 6 to 1, coded as n-1)

NOTE – j is the number of subcarrier indices used to specify the spectral shape.

**Table 11.58.11.2\*(j-1)+1 – Standard information field – G.992.5 Annex M  
submode PSD shape NPar(3) coding – Octet 2\*(j-1)+2**

Bits							G.992.5 Annex M submode PSD shape NPar(3)s – Octet 2*(j-1)+2	
8	7	6	5	4	3	2	1	
x	x	x	x	x	x	x	x	PSD at this tone index n (bit 6 to 1, coded as n)

NOTE – j is the number of subcarrier indices used to specify the spectral shape.

**Table 11.58.13 – Standard information field – G.992.5 Annex M  
downstream STM TPS-TC #0 NPar(3) coding – Octet 1**

8		7		Bits						
				6	5	4	3	2	1	
x	x	x	x	x	x	x	x	x	x	G.992.5 Annex M downstream STM TPS-TC #0 NPar(3)s – Octet 1
										Net_min (minimum net data rate, bits 12 to 7)

**Table 11.58.13.1 – Standard information field – G.992.5 Annex M  
downstream STM TPS-TC #0 NPar(3) coding – Octet 2**

8		7		Bits						
				6	5	4	3	2	1	
x	x	x	x	x	x	x	x	x	x	G.992.5 Annex M downstream STM TPS-TC #0 NPar(3)s – Octet 2
										Net_min (minimum net data rate, bits 6 to 1)

**Table 11.58.13.2 – Standard information field – G.992.5 Annex M  
downstream STM TPS-TC #0 NPar(3) coding – Octet 3**

8		7		Bits						
				6	5	4	3	2	1	
x	x	x	x	x	x	x	x	x	x	G.992.5 Annex M downstream STM TPS-TC #0 NPar(3)s – Octet 3
										Net_max (maximum net data rate, bits 12 to 7)

**Table 11.58.13.3 – Standard information field – G.992.5 Annex M  
downstream STM TPS-TC #0 NPar(3) coding – Octet 4**

8		7		Bits						
				6	5	4	3	2	1	
x	x	x	x	x	x	x	x	x	x	G.992.5 Annex M downstream STM TPS-TC #0 NPar(3)s – Octet 4
										Net_max (maximum net data rate, bits 6 to 1)

**Table 11.58.13.4 – Standard information field – G.992.5 Annex M  
downstream STM TPS-TC #0 NPar(3) coding – Octet 5**

8		7		Bits						
				6	5	4	3	2	1	
x	x	x	x	x	x	x	x	x	x	G.992.5 Annex M downstream STM TPS-TC #0 NPar(3)s – Octet 5
										Net_reserve (minimum reserved net data rate, bits 12 to 7)

**Table 11.58.13.5 – Standard information field – G.992.5 Annex M  
downstream STM TPS-TC #0 NPar(3) coding – Octet 6**

8		7		Bits						
				6	5	4	3	2	1	
x	x	x	x	x	x	x	x	x	x	G.992.5 Annex M downstream STM TPS-TC #0 NPar(3)s – Octet 6
										Net_reserve (minimum reserved net data rate, bits 6 to 1)

**Table 11.58.13.6 – Standard information field – G.992.5 Annex M  
downstream STM TPS-TC #0 NPar(3) coding – Octet 7**

8		7		Bits						
				6	5	4	3	2	1	
x	x	x	x	x	x	x	x	x	x	G.992.5 Annex M downstream STM TPS-TC #0 NPar(3)s – Octet 7
										Delay_max (maximum delay) (n milliseconds, n = 0 to 63)

**Table 11.58.13.7 – Standard information field – G.992.5 Annex M downstream STM TPS-TC #0 NPar(3) coding – Octet 8**

		Bits						
8	7	6	5	4	3	2	1	
x	x					x	x	Error_max (maximum bit error ratio)
x	x			x	x			INP_min (minimum impulse noise protection) (bits 2 and 1)
x	x		x					Reserved for allocation by ITU-T
x	x	x						Reserved for allocation by ITU-T

**Table 11.58.13.8 – Standard information field – G.992.5 Annex M downstream STM TPS-TC #0 NPar(3) coding – Octet 9**

		Bits						
8	7	6	5	4	3	2	1	
x	x	x	x	x	x	x	x	INP_min (minimum impulse noise protection) (bits 8 to 3)

**Table 11.58.13.9 – Standard information field – G.992.5 Annex M downstream STM TPS-TC #0 NPar(3) coding – Octet 10**

		Bits						
8	7	6	5	4	3	2	1	
x	x	x	x	x	x	x	1	CIpolicy ZERO
x	x	x	x	x	x	1	x	CIpolicy ONE
x	x	x	x	x	1	x	x	Reserved for allocation by ITU-T
x	x	x	x	1	x	x	x	Reserved for allocation by ITU-T
x	x	x	1	x	x	x	x	Reserved for allocation by ITU-T
x	x	1	x	x	x	x	x	Reserved for allocation by ITU-T
x	x	0	0	0	0	0	0	No parameters in this octet

**Table 11.58.14 – Standard information field – G.992.5 Annex M upstream STM TPS-TC #0 NPar(3) coding – Octet 1**

		Bits						
8	7	6	5	4	3	2	1	
x	x	x	x	x	x	x	x	Net_min (minimum net data rate, bits 12 to 7)

**Table 11.58.14.1 – Standard information field – G.992.5 Annex M upstream STM TPS-TC #0 NPar(3) coding – Octet 2**

		Bits						
8	7	6	5	4	3	2	1	
x	x	x	x	x	x	x	x	Net_min (minimum net data rate, bits 6 to 1)

**Table 11.58.14.2 – Standard information field – G.992.5 Annex M upstream STM TPS-TC #0 NPar(3) coding – Octet 3**

		Bits						
8	7	6	5	4	3	2	1	
x	x	x	x	x	x	x	x	Net_max (maximum net data rate, bits 12 to 7)

**Table 11.58.14.3 – Standard information field – G.992.5 Annex M  
upstream STM TPS-TC #0 NPar(3) coding – Octet 4**

		Bits						
8	7	6	5	4	3	2	1	
x	x	x	x	x	x	x	x	Net_max (maximum net data rate, bits 6 to 1)

**Table 11.58.14.4 – Standard information field – G.992.5 Annex M  
upstream STM TPS-TC #0 NPar(3) coding – Octet 5**

		Bits						
8	7	6	5	4	3	2	1	
x	x	x	x	x	x	x	x	Net_reserve (minimum reserved net data rate, bits 12 to 7)

**Table 11.58.14.5 – Standard information field – G.992.5 Annex M  
upstream STM TPS-TC #0 NPar(3) coding – Octet 6**

		Bits						
8	7	6	5	4	3	2	1	
x	x	x	x	x	x	x	x	Net_reserve (minimum reserved net data rate, bits 6 to 1)

**Table 11.58.14.6 – Standard information field – G.992.5 Annex M  
upstream STM TPS-TC #0 NPar(3) coding – Octet 7**

		Bits						
8	7	6	5	4	3	2	1	
x	x	x	x	x	x	x	x	Delay_max (maximum delay) (n milliseconds, n = 0 to 63)

**Table 11.58.14.7 – Standard information field – G.992.5 Annex M  
upstream STM TPS-TC #0 NPar(3) coding – Octet 8**

		Bits						
8	7	6	5	4	3	2	1	
x	x					x	x	Error_max (maximum bit error ratio)
x	x			x	x			INP_min (minimum impulse noise protection) (bits 2 and 1)
x	x		x					Reserved for allocation by ITU-T
x	x	x						Reserved for allocation by ITU-T

**Table 11.58.14.8 – Standard information field – G.992.5 Annex M  
upstream STM TPS-TC #0 NPar(3) coding – Octet 9**

		Bits						
8	7	6	5	4	3	2	1	
x	x	x	x	x	x	x	x	INP_min (minimum impulse noise protection) (bits 8 to 3)

**Table 11.58.14.9 – Standard information field – G.992.5 Annex M  
upstream STM TPS-TC #0 NPar(3) coding – Octet 10**

		Bits						
8	7	6	5	4	3	2	1	
x	x	x	x	x	x	x	1	CIpolicy ZERO
x	x	x	x	x	x	1	x	CIpolicy ONE
x	x	x	x	x	1	x	x	Reserved for allocation by ITU-T
x	x	x	x	1	x	x	x	Reserved for allocation by ITU-T
x	x	x	1	x	x	x	x	Reserved for allocation by ITU-T
x	x	1	x	x	x	x	x	Reserved for allocation by ITU-T
x	x	0	0	0	0	0	0	No parameters in this octet

**Table 11.58.15 – Standard information field – G.992.5 Annex M  
downstream ATM TPS-TC #0 NPar(3) coding – Octet 1**

		Bits						
8	7	6	5	4	3	2	1	
x	x	x	x	x	x	x	x	Net_min (minimum net data rate, bits 12 to 7)

**Table 11.58.15.1 – Standard information field – G.992.5 Annex M  
downstream ATM TPS-TC #0 NPar(3) coding – Octet 2**

		Bits						
8	7	6	5	4	3	2	1	
x	x	x	x	x	x	x	x	Net_min (minimum net data rate, bits 6 to 1)

**Table 11.58.15.2 – Standard information field – G.992.5 Annex M  
downstream ATM TPS-TC #0 NPar(3) coding – Octet 3**

		Bits						
8	7	6	5	4	3	2	1	
x	x	x	x	x	x	x	x	Net_max (maximum net data rate, bits 12 to 7)

**Table 11.58.15.3 – Standard information field – G.992.5 Annex M  
downstream ATM TPS-TC #0 NPar(3) coding – Octet 4**

		Bits						
8	7	6	5	4	3	2	1	
x	x	x	x	x	x	x	x	Net_max (maximum net data rate, bits 6 to 1)

**Table 11.58.15.4 – Standard information field – G.992.5 Annex M  
downstream ATM TPS-TC #0 NPar(3) coding – Octet 5**

		Bits						
8	7	6	5	4	3	2	1	
x	x	x	x	x	x	x	x	Net_reserve (minimum reserved net data rate, bits 12 to 7)

**Table 11.58.15.5 – Standard information field – G.992.5 Annex M downstream ATM TPS-TC #0 NPar(3) coding – Octet 6**

		Bits						
8	7	6	5	4	3	2	1	
x	x	x	x	x	x	x	x	Net_reserve (minimum reserved net data rate, bits 6 to 1)

**Table 11.58.15.6 – Standard information field – G.992.5 Annex M downstream ATM TPS-TC #0 NPar(3) coding – Octet 7**

		Bits						
8	7	6	5	4	3	2	1	
x	x	x	x	x	x	x	x	Delay_max (maximum delay) (n milliseconds, n = 0 to 63)

**Table 11.58.15.7 – Standard information field – G.992.5 Annex M downstream ATM TPS-TC #0 NPar(3) coding – Octet 8**

		Bits						
8	7	6	5	4	3	2	1	
x	x					x	x	Error_max (maximum bit error ratio)
x	x			x	x			INP_min (minimum impulse noise protection) (bits 2 and 1)
x	x		x					Reserved for allocation by ITU-T
x	x	x						IMA_flag

**Table 11.58.15.8 – Standard information field – G.992.5 Annex M downstream ATM TPS-TC #0 NPar(3) coding – Octet 9**

		Bits						
8	7	6	5	4	3	2	1	
x	x	x	x	x	x	x	x	INP_min (minimum impulse noise protection) (bits 8 to 3)

**Table 11.58.15.9 – Standard information field – G.992.5 Annex M downstream ATM TPS-TC #0 NPar(3) coding – Octet 10**

		Bits						
8	7	6	5	4	3	2	1	
x	x	x	x	x	x	x	1	Cipolicy ZERO
x	x	x	x	x	x	1	x	Cipolicy ONE
x	x	x	x	x	1	x	x	Reserved for allocation by ITU-T
x	x	x	x	1	x	x	x	Reserved for allocation by ITU-T
x	x	x	1	x	x	x	x	Reserved for allocation by ITU-T
x	x	1	x	x	x	x	x	Reserved for allocation by ITU-T
x	x	0	0	0	0	0	0	No parameters in this octet

**Table 11.58.16 – Standard information field – G.992.5 Annex M upstream ATM TPS-TC #0 NPar(3) coding – Octet 1**

		Bits						
8	7	6	5	4	3	2	1	
x	x	x	x	x	x	x	x	Net_min (minimum net data rate, bits 12 to 7)

**Table 11.58.16.1 – Standard information field – G.992.5 Annex M  
upstream ATM TPS-TC #0 NPar(3) coding – Octet 2**

8		7		Bits						
				6	5	4	3	2	1	
x	x	x	x	x	x	x	x	x	x	Net_min (minimum net data rate, bits 6 to 1)

**Table 11.58.16.2 – Standard information field – G.992.5 Annex M  
upstream ATM TPS-TC #0 NPar(3) coding – Octet 3**

8		7		Bits						
				6	5	4	3	2	1	
x	x	x	x	x	x	x	x	x	x	Net_max (maximum net data rate, bits 12 to 7)

**Table 11.58.16.3 – Standard information field – G.992.5 Annex M  
upstream ATM TPS-TC #0 NPar(3) coding – Octet 4**

8		7		Bits						
				6	5	4	3	2	1	
x	x	x	x	x	x	x	x	x	x	Net_max (maximum net data rate, bits 6 to 1)

**Table 11.58.16.4 – Standard information field – G.992.5 Annex M  
upstream ATM TPS-TC #0 NPar(3) coding – Octet 5**

8		7		Bits						
				6	5	4	3	2	1	
x	x	x	x	x	x	x	x	x	x	Net_reserve (minimum reserved net data rate, bits 12 to 7)

**Table 11.58.16.5 – Standard information field – G.992.5 Annex M  
upstream ATM TPS-TC #0 NPar(3) coding – Octet 6**

8		7		Bits						
				6	5	4	3	2	1	
x	x	x	x	x	x	x	x	x	x	Net_reserve (minimum reserved net data rate, bits 6 to 1)

**Table 11.58.16.6 – Standard information field – G.992.5 Annex M  
upstream ATM TPS-TC #0 NPar(3) coding – Octet 7**

8		7		Bits						
				6	5	4	3	2	1	
x	x	x	x	x	x	x	x	x	x	Delay_max (maximum delay) (n milliseconds, n = 0 to 63)

**Table 11.58.16.7 – Standard information field – G.992.5 Annex M  
upstream ATM TPS-TC #0 NPar(3) coding – Octet 8**

8		7		Bits						
				6	5	4	3	2	1	
x	x							x	x	Error_max (maximum bit error ratio)
x	x					x	x			INP_min (minimum impulse noise protection) (bits 2 and 1)
x	x			x						Reserved for allocation by ITU-T
x	x	x								IMA_flag

**Table 11.58.16.8 – Standard information field – G.992.5 Annex M  
upstream ATM TPS-TC #0 NPar(3) coding – Octet 9**

		Bits						
8	7	6	5	4	3	2	1	
x	x	x	x	x	x	x	x	G.992.5 Annex M upstream ATM TPS-TC #0 NPar(3)s – Octet 9
								INP_min (minimum impulse noise protection) (bits 8 to 3)

**Table 11.58.16.9 – Standard information field – G.992.5 Annex M  
upstream ATM TPS-TC #0 NPar(3) coding – Octet 10**

		Bits						
8	7	6	5	4	3	2	1	
x	x	x	x	x	x	x	1	G.992.5 Annex M upstream ATM TPS-TC #0 NPar(3)s – Octet 10
								CIpolicy ZERO
						1	x	CIpolicy ONE
					1	x	x	Reserved for allocation by ITU-T
				1	x	x	x	Reserved for allocation by ITU-T
			1	x	x	x	x	Reserved for allocation by ITU-T
		1	x	x	x	x	x	Reserved for allocation by ITU-T
		0	0	0	0	0	0	No parameters in this octet

**Table 11.58.17 – Standard information field – G.992.5 Annex M  
downstream PTM TPS-TC #0 NPar(3) coding – Octet 1**

		Bits						
8	7	6	5	4	3	2	1	
x	x	x	x	x	x	x	x	G.992.5 Annex M downstream PTM TPS-TC #0 NPar(3)s – Octet 1
								Net_min (minimum net data rate, bits 12 to 7)

**Table 11.58.17.1 – Standard information field – G.992.5 Annex M  
downstream PTM TPS-TC #0 NPar(3) coding – Octet 2**

		Bits						
8	7	6	5	4	3	2	1	
x	x	x	x	x	x	x	x	G.992.5 Annex M downstream PTM TPS-TC #0 NPar(3)s – Octet 2
								Net_min (minimum net data rate, bits 6 to 1)

**Table 11.58.17.2 – Standard information field – G.992.5 Annex M  
downstream PTM TPS-TC #0 NPar(3) coding – Octet 3**

		Bits						
8	7	6	5	4	3	2	1	
x	x	x	x	x	x	x	x	G.992.5 Annex M downstream PTM TPS-TC #0 NPar(3)s – Octet 3
								Net_max (maximum net data rate, bits 12 to 7)

**Table 11.58.17.3 – Standard information field – G.992.5 Annex M  
downstream PTM TPS-TC #0 NPar(3) coding – Octet 4**

		Bits						
8	7	6	5	4	3	2	1	
x	x	x	x	x	x	x	x	G.992.5 Annex M downstream PTM TPS-TC #0 NPar(3)s – Octet 4
								Net_max (maximum net data rate, bits 6 to 1)



**Table 11.58.17.4 – Standard information field – G.992.5 Annex M downstream PTM TPS-TC #0 NPar(3) coding – Octet 5**

		Bits						
8	7	6	5	4	3	2	1	
x	x	x	x	x	x	x	x	Net_reserve (minimum reserved net data rate, bits 12 to 7)

**Table 11.58.17.5 – Standard information field – G.992.5 Annex M downstream PTM TPS-TC #0 NPar(3) coding – Octet 6**

		Bits						
8	7	6	5	4	3	2	1	
x	x	x	x	x	x	x	x	Net_reserve (minimum reserved net data rate, bits 6 to 1)

**Table 11.58.17.6 – Standard information field – G.992.5 Annex M downstream PTM TPS-TC #0 NPar(3) coding – Octet 7**

		Bits						
8	7	6	5	4	3	2	1	
x	x	x	x	x	x	x	x	Delay_max (maximum delay) (n milliseconds, n = 0 to 63)

**Table 11.58.17.7 – Standard information field – G.992.5 Annex M downstream PTM TPS-TC #0 NPar(3) coding – Octet 8**

		Bits						
8	7	6	5	4	3	2	1	
x	x					x	x	Error_max (maximum bit error ratio)
x	x			x	x			INP_min (minimum impulse noise protection) (bits 2 and 1)
x	x		x					Reserved for allocation by ITU-T
x	x	x						Reserved for allocation by ITU-T

**Table 11.58.17.8 – Standard information field – G.992.5 Annex M downstream PTM TPS-TC #0 NPar(3) coding – Octet 9**

		Bits						
8	7	6	5	4	3	2	1	
x	x	x	x	x	x	x	x	INP_min (minimum impulse noise protection) (bits 8 to 3)

**Table 11.58.17.9 – Standard information field – G.992.5 Annex M downstream PTM TPS-TC #0 NPar(3) coding – Octet 10**

		Bits						
8	7	6	5	4	3	2	1	
x	x	x	x	x	x	x	1	HDLC encapsulation
x	x	x	x	x	x	1	x	Reserved by ITU-T
x	x	x	x	x	1	x	x	Reserved by ITU-T
x	x	x	x	1	x	x	x	64/65-octet encapsulation with short packets
x	x	x	1	x	x	x	x	64/65-octet encapsulation with pre-emption
x	x	1	x	x	x	x	x	64/65-octet encapsulation supported

**Table 11.58.17.10 – Standard information field – G.992.5 Annex M  
downstream PTM TPS-TC #0 NPar(3) coding – Octet 11**

		Bits						
8	7	6	5	4	3	2	1	
x	x	x	x	x	x	x	1	CIpolicy ZERO
x	x	x	x	x	x	1	x	CIpolicy ONE
x	x	x	x	x	1	x	x	Reserved for allocation by ITU-T
x	x	x	x	1	x	x	x	Reserved for allocation by ITU-T
x	x	x	1	x	x	x	x	Reserved for allocation by ITU-T
x	x	1	x	x	x	x	x	Reserved for allocation by ITU-T
x	x	0	0	0	0	0	0	No parameters in this octet

**Table 11.58.18 – Standard information field – G.992.5 Annex M  
upstream PTM TPS-TC #0 NPar(3) coding – Octet 1**

		Bits						
8	7	6	5	4	3	2	1	
x	x	x	x	x	x	x	x	Net_min (minimum net data rate, bits 12 to 7)

**Table 11.58.18.1 – Standard information field – G.992.5 Annex M  
upstream PTM TPS-TC #0 NPar(3) coding – Octet 2**

		Bits						
8	7	6	5	4	3	2	1	
x	x	x	x	x	x	x	x	Net_min (minimum net data rate, bits 6 to 1)

**Table 11.58.18.2 – Standard information field – G.992.5 Annex M  
upstream PTM TPS-TC #0 NPar(3) coding – Octet 3**

		Bits						
8	7	6	5	4	3	2	1	
x	x	x	x	x	x	x	x	Net_max (maximum net data rate, bits 12 to 7)

**Table 11.58.18.3 – Standard information field – G.992.5 Annex M  
upstream PTM TPS-TC #0 NPar(3) coding – Octet 4**

		Bits						
8	7	6	5	4	3	2	1	
x	x	x	x	x	x	x	x	Net_max (maximum net data rate, bits 6 to 1)

**Table 11.58.18.4 – Standard information field – G.992.5 Annex M  
upstream PTM TPS-TC #0 NPar(3) coding – Octet 5**

		Bits						
8	7	6	5	4	3	2	1	
x	x	x	x	x	x	x	x	Net_reserve (minimum reserved net data rate, bits 12 to 7)

**Table 11.58.18.5 – Standard information field – G.992.5 Annex M upstream PTM TPS-TC #0 NPar(3) coding – Octet 6**

		Bits						
8	7	6	5	4	3	2	1	
x	x	x	x	x	x	x	x	Net_reserve (minimum reserved net data rate, bits 6 to 1)

**Table 11.58.18.6 – Standard information field – G.992.5 Annex M upstream PTM TPS-TC #0 NPar(3) coding – Octet 7**

		Bits						
8	7	6	5	4	3	2	1	
x	x	x	x	x	x	x	x	Delay_max (maximum delay) (n milliseconds, n = 0 to 63)

**Table 11.58.18.7 – Standard information field – G.992.5 Annex M upstream PTM TPS-TC #0 NPar(3) coding – Octet 8**

		Bits						
8	7	6	5	4	3	2	1	
x	x					x	x	Error_max (maximum bit error ratio)
x	x			x	x			INP_min (minimum impulse noise protection) (bits 2 and 1)
x	x		x					Reserved for allocation by ITU-T
x	x	x						Reserved for allocation by ITU-T

**Table 11.58.18.8 – Standard information field – G.992.5 Annex M upstream PTM TPS-TC #0 NPar(3) coding – Octet 9**

		Bits						
8	7	6	5	4	3	2	1	
x	x	x	x	x	x	x	x	INP_min (minimum impulse noise protection) (bits 8 to 3)

**Table 11.58.18.9 – Standard information field – G.992.5 Annex M upstream PTM TPS-TC #0 NPar(3) coding – Octet 10**

		Bits						
8	7	6	5	4	3	2	1	
x	x	x	x	x	x	x	1	HDLC encapsulation
x	x	x	x	x	x	1	x	Reserved by ITU-T
x	x	x	x	x	1	x	x	Reserved by ITU-T
x	x	x	x	1	x	x	x	64/65-octet encapsulation with short packets
x	x	x	1	x	x	x	x	64/65-octet encapsulation with pre-emption
x	x	1	x	x	x	x	x	64/65-octet encapsulation supported

**Table 11.58.18.10 – Standard information field – G.992.5 Annex M  
upstream PTM TPS-TC #0 NPar(3) coding – Octet 11**

		Bits						
8	7	6	5	4	3	2	1	
x	x	x	x	x	x	x	1	CIpolicy ZERO
x	x	x	x	x	x	1	x	CIpolicy ONE
x	x	x	x	x	1	x	x	Reserved for allocation by ITU-T
x	x	x	x	1	x	x	x	Reserved for allocation by ITU-T
x	x	x	1	x	x	x	x	Reserved for allocation by ITU-T
x	x	1	x	x	x	x	x	Reserved for allocation by ITU-T
x	x	0	0	0	0	0	0	No parameters in this octet

**Table 11.58.19 – Standard information field – G.992.5 Annex M  
downstream PMS-TC latency path #0 NPar(3) coding – Octet 1**

		Bits						
8	7	6	5	4	3	2	1	
x	x	x	x	x	x	x	x	Net_max (maximum net data rate, bits 12 to 7)

**Table 11.58.19.1 – Standard information field – G.992.5 Annex M  
downstream PMS-TC latency path #0 NPar(3) coding – Octet 2**

		Bits						
8	7	6	5	4	3	2	1	
x	x	x	x	x	x	x	x	Net_max (maximum net data rate, bits 6 to 1)

**Table 11.58.19.2 – Standard information field – G.992.5 Annex M  
downstream PMS-TC latency path #0 NPar(3) coding – Octet 3**

		Bits						
8	7	6	5	4	3	2	1	
x	x			x	x	x	x	$S_{0\ min}$ value
x	x	x	x					Reserved for allocation by ITU-T

**Table 11.58.19.3 – Standard information field – G.992.5 Annex M  
downstream PMS-TC latency path #0 NPar(3) coding – Octet 4**

		Bits						
8	7	6	5	4	3	2	1	
x	x	x	x	x	x	x	1	$D_0$ value of 96 is supported
x	x	x	x	x	x	1	x	$D_0$ value of 128 is supported
x	x	x	x	x	1	x	x	$D_0$ value of 160 is supported
x	x	x	x	1	x	x	x	$D_0$ value of 192 is supported
x	x	x	1	x	x	x	x	$D_0$ value of 224 is supported
x	x	1	x	x	x	x	x	$D_0$ value of 256 is supported
x	x	0	0	0	0	0	0	No parameters in this octet

**Table 11.58.19.4 – Standard information field – G.992.5 Annex M downstream PMS-TC latency path #0 NPar(3) coding – Octet 5**

		Bits						
8	7	6	5	4	3	2	1	
x	x	x	x	x	x	x	1	D <sub>0</sub> value of 288 is supported
x	x	x	x	x	x	1	x	D <sub>0</sub> value of 320 is supported
x	x	x	x	x	1	x	x	D <sub>0</sub> value of 352 is supported
x	x	x	x	1	x	x	x	D <sub>0</sub> value of 384 is supported
x	x	x	1	x	x	x	x	D <sub>0</sub> value of 416 is supported
x	x	1	x	x	x	x	x	D <sub>0</sub> value of 448 is supported
x	x	0	0	0	0	0	0	No parameters in this octet

**Table 11.58.19.5 – Standard information field – G.992.5 Annex M downstream PMS-TC latency path #0 NPar(3) coding – Octet 6**

		Bits						
8	7	6	5	4	3	2	1	
x	x	x	x	x	x	x	1	D <sub>0</sub> value of 480 is supported
x	x	x	x	x	x	1	x	D <sub>0</sub> value of 511 is supported
x	x	x	x	x	1	x	x	Reserved for allocation by ITU-T
x	x	x	x	1	x	x	x	Reserved for allocation by ITU-T
x	x	x	1	x	x	x	x	Reserved for allocation by ITU-T
x	x	1	x	x	x	x	x	24000 bytes interleaver size
x	x	0	0	0	0	0	0	No parameters in this octet

**Table 11.58.20 – Standard information field – G.992.5 Annex M upstream PMS-TC latency path #0 NPar(3) coding – Octet 1**

		Bits						
8	7	6	5	4	3	2	1	
x	x	x	x	x	x	x	x	Net_max (maximum net data rate, bits 12 to 7)

**Table 11.58.20.1 – Standard information field – G.992.5 Annex M upstream PMS-TC latency path #0 NPar(3) coding – Octet 2**

		Bits						
8	7	6	5	4	3	2	1	
x	x	x	x	x	x	x	x	Net_max (maximum net data rate, bits 6 to 1)

**Table 11.58.25 – Standard information field – G.992.5 Annex M downstream STM TPS-TC #1 NPar(3) coding – Octet 1**

		Bits						
8	7	6	5	4	3	2	1	
x	x	x	x	x	x	x	x	Net_min (minimum net data rate, bits 12 to 7)

**Table 11.58.25.1 – Standard information field – G.992.5 Annex M downstream STM TPS-TC #1 NPar(3) coding – Octet 2**

Bits							G.992.5 Annex M downstream STM TPS-TC #1 NPar(3)s – Octet 2
8	7	6	5	4	3	2	1
x	x	x	x	x	x	x	x

Net\_min (minimum net data rate, bits 6 to 1)

**Table 11.58.25.2 – Standard information field – G.992.5 Annex M downstream STM TPS-TC #1 NPar(3) coding – Octet 3**

Bits							G.992.5 Annex M downstream STM TPS-TC #1 NPar(3)s – Octet 3
8	7	6	5	4	3	2	1
x	x	x	x	x	x	x	x

Net\_max (maximum net data rate, bits 12 to 7)

**Table 11.58.25.3 – Standard information field – G.992.5 Annex M downstream STM TPS-TC #1 NPar(3) coding – Octet 4**

Bits							G.992.5 Annex M downstream STM TPS-TC #1 NPar(3)s – Octet 4
8	7	6	5	4	3	2	1
x	x	x	x	x	x	x	x

Net\_max (maximum net data rate, bits 6 to 1)

**Table 11.58.25.4 – Standard information field – G.992.5 Annex M downstream STM TPS-TC #1 NPar(3) coding – Octet 5**

Bits							G.992.5 Annex M downstream STM TPS-TC #1 NPar(3)s – Octet 5
8	7	6	5	4	3	2	1
x	x	x	x	x	x	x	x

Net\_reserve (minimum reserved net data rate, bits 12 to 7)

**Table 11.58.25.5 – Standard information field – G.992.5 Annex M downstream STM TPS-TC #1 NPar(3) coding – Octet 6**

Bits							G.992.5 Annex M downstream STM TPS-TC #1 NPar(3)s – Octet 6
8	7	6	5	4	3	2	1
x	x	x	x	x	x	x	x

Net\_reserve (minimum reserved net data rate, bits 6 to 1)

**Table 11.58.25.6 – Standard information field – G.992.5 Annex M downstream STM TPS-TC #1 NPar(3) coding – Octet 7**

Bits							G.992.5 Annex M downstream STM TPS-TC #1 NPar(3)s – Octet 7
8	7	6	5	4	3	2	1
x	x	x	x	x	x	x	x

Delay\_max (maximum delay) (n milliseconds, n = 0 to 63)

**Table 11.58.25.7 – Standard information field – G.992.5 Annex M downstream STM TPS-TC #1 NPar(3) coding – Octet 8**

Bits							G.992.5 Annex M downstream STM TPS-TC #1 NPar(3)s – Octet 8
8	7	6	5	4	3	2	1
x	x					x	x
x	x			x	x		
x	x		x				
x	x	x					

Error\_max (maximum bit error ratio)  
 INP\_min (minimum impulse noise protection) (bits 2 and 1)  
 Reserved for allocation by ITU-T  
 Reserved for allocation by ITU-T

**Table 11.58.25.8 – Standard information field – G.992.5 Annex M  
downstream STM TPS-TC #1 NPar(3) coding – Octet 9**

8 7		Bits					G.992.5 Annex M downstream STM TPS-TC #1 NPar(3)s – Octet 9	
8	7	6	5	4	3	2		1
x	x	x	x	x	x	x	x	INP_min (minimum impulse noise protection) (bits 8 to 3)

**Table 11.58.25.9 – Standard information field – G.992.5 Annex M  
downstream STM TPS-TC #1 NPar(3) coding – Octet 10**

8 7		Bits					G.992.5 Annex M downstream STM TPS-TC #1 NPar(3)s – Octet 10	
8	7	6	5	4	3	2		1
x	x	x	x	x	x	x	1	CIpolicy ZERO
x	x	x	x	x	x	1	x	CIpolicy ONE
x	x	x	x	x	1	x	x	Reserved for allocation by ITU-T
x	x	x	x	1	x	x	x	Reserved for allocation by ITU-T
x	x	x	1	x	x	x	x	Reserved for allocation by ITU-T
x	x	1	x	x	x	x	x	Reserved for allocation by ITU-T
x	x	0	0	0	0	0	0	No parameters in this octet

**Table 11.58.26 – Standard information field – G.992.5 Annex M  
upstream STM TPS-TC #1 NPar(3) coding – Octet 1**

8 7		Bits					G.992.5 Annex M upstream STM TPS-TC #1 NPar(3)s – Octet 1	
8	7	6	5	4	3	2		1
x	x	x	x	x	x	x	x	Net_min (minimum net data rate, bits 12 to 7)

**Table 11.58.26.1 – Standard information field – G.992.5 Annex M  
upstream STM TPS-TC #1 NPar(3) coding – Octet 2**

8 7		Bits					G.992.5 Annex M upstream STM TPS-TC #1 NPar(3)s – Octet 2	
8	7	6	5	4	3	2		1
x	x	x	x	x	x	x	x	Net_min (minimum net data rate, bits 6 to 1)

**Table 11.58.26.2 – Standard information field – G.992.5 Annex M  
upstream STM TPS-TC #1 NPar(3) coding – Octet 3**

8 7		Bits					G.992.5 Annex M upstream STM TPS-TC #1 NPar(3)s – Octet 3	
8	7	6	5	4	3	2		1
x	x	x	x	x	x	x	x	Net_max (maximum net data rate, bits 12 to 7)

**Table 11.58.26.3 – Standard information field – G.992.5 Annex M  
upstream STM TPS-TC #1 NPar(3) coding – Octet 4**

8 7		Bits					G.992.5 Annex M upstream STM TPS-TC #1 NPar(3)s – Octet 4	
8	7	6	5	4	3	2		1
x	x	x	x	x	x	x	x	Net_max (maximum net data rate, bits 6 to 1)

**Table 11.58.26.4 – Standard information field – G.992.5 Annex M  
upstream STM TPS-TC #1 NPar(3) coding – Octet 5**

		Bits						
8	7	6	5	4	3	2	1	
x	x	x	x	x	x	x	x	Net_reserve (minimum reserved net data rate, bits 12 to 7)

**Table 11.58.26.5 – Standard information field – G.992.5 Annex M  
upstream STM TPS-TC #1 NPar(3) coding – Octet 6**

		Bits						
8	7	6	5	4	3	2	1	
x	x	x	x	x	x	x	x	Net_reserve (minimum reserved net data rate, bits 6 to 1)

**Table 11.58.26.6 – Standard information field – G.992.5 Annex M  
upstream STM TPS-TC #1 NPar(3) coding – Octet 7**

		Bits						
8	7	6	5	4	3	2	1	
x	x	x	x	x	x	x	x	Delay_max (maximum delay) (n milliseconds, n = 0 to 63)

**Table 11.58.26.7 – Standard information field – G.992.5 Annex M  
upstream STM TPS-TC #1 NPar(3) coding – Octet 8**

		Bits						
8	7	6	5	4	3	2	1	
x	x					x	x	Error_max (maximum bit error ratio)
x	x			x	x			INP_min (minimum impulse noise protection) (bits 2 and 1)
x	x		x					Reserved for allocation by ITU-T
x	x	x						Reserved for allocation by ITU-T

**Table 11.58.26.8 – Standard information field – G.992.5 Annex M  
upstream STM TPS-TC #1 NPar(3) coding – Octet 9**

		Bits						
8	7	6	5	4	3	2	1	
x	x	x	x	x	x	x	x	INP_min (minimum impulse noise protection) (bits 8 to 3)

**Table 11.58.26.9 – Standard information field – G.992.5 Annex M  
upstream STM TPS-TC #1 NPar(3) coding – Octet 10**

		Bits						
8	7	6	5	4	3	2	1	
x	x	x	x	x	x	x	1	CIpolicy ZERO
x	x	x	x	x	x	1	x	CIpolicy ONE
x	x	x	x	x	1	x	x	Reserved for allocation by ITU-T
x	x	x	x	1	x	x	x	Reserved for allocation by ITU-T
x	x	x	1	x	x	x	x	Reserved for allocation by ITU-T
x	x	1	x	x	x	x	x	Reserved for allocation by ITU-T
x	x	0	0	0	0	0	0	No parameters in this octet



**Table 11.58.27 – Standard information field – G.992.5 Annex M  
downstream ATM TPS-TC #1 NPar(3) coding – Octet 1**

8		7		Bits							
				6	5	4	3	2	1		
x	x	x	x	x	x	x	x	x	x	G.992.5 Annex M downstream ATM TPS-TC #1 NPar(3)s – Octet 1	
Net_min (minimum net data rate, bits 12 to 7)											

**Table 11.58.27.1 – Standard information field – G.992.5 Annex M  
downstream ATM TPS-TC #1 NPar(3) coding – Octet 2**

8		7		Bits							
				6	5	4	3	2	1		
x	x	x	x	x	x	x	x	x	x	G.992.5 Annex M downstream ATM TPS-TC #1 NPar(3)s – Octet 2	
Net_min (minimum net data rate, bits 6 to 1)											

**Table 11.58.27.2 – Standard information field – G.992.5 Annex M  
downstream ATM TPS-TC #1 NPar(3) coding – Octet 3**

8		7		Bits							
				6	5	4	3	2	1		
x	x	x	x	x	x	x	x	x	x	G.992.5 Annex M downstream ATM TPS-TC #1 NPar(3)s – Octet 3	
Net_max (maximum net data rate, bits 12 to 7)											

**Table 11.58.27.3 – Standard information field – G.992.5 Annex M  
downstream ATM TPS-TC #1 NPar(3) coding – Octet 4**

8		7		Bits							
				6	5	4	3	2	1		
x	x	x	x	x	x	x	x	x	x	G.992.5 Annex M downstream ATM TPS-TC #1 NPar(3)s – Octet 4	
Net_max (maximum net data rate, bits 6 to 1)											

**Table 11.58.27.4 – Standard information field – G.992.5 Annex M  
downstream ATM TPS-TC #1 NPar(3) coding – Octet 5**

8		7		Bits							
				6	5	4	3	2	1		
x	x	x	x	x	x	x	x	x	x	G.992.5 Annex M downstream ATM TPS-TC #1 NPar(3)s – Octet 5	
Net_reserve (minimum reserved net data rate, bits 12 to 7)											

**Table 11.58.27.5 – Standard information field – G.992.5 Annex M  
downstream ATM TPS-TC #1 NPar(3) coding – Octet 6**

8		7		Bits							
				6	5	4	3	2	1		
x	x	x	x	x	x	x	x	x	x	G.992.5 Annex M downstream ATM TPS-TC #1 NPar(3)s – Octet 6	
Net_reserve (minimum reserved net data rate, bits 6 to 1)											

**Table 11.58.27.6 – Standard information field – G.992.5 Annex M  
downstream ATM TPS-TC #1 NPar(3) coding – Octet 7**

8		7		Bits							
				6	5	4	3	2	1		
x	x	x	x	x	x	x	x	x	x	G.992.5 Annex M downstream ATM TPS-TC #1 NPar(3)s – Octet 7	
Delay_max (maximum delay) (n milliseconds, n = 0 to 63)											

**Table 11.58.27.7 – Standard information field – G.992.5 Annex M  
downstream ATM TPS-TC #1 NPar(3) coding – Octet 8**

		Bits						
8	7	6	5	4	3	2	1	
x	x					x	x	Error_max (maximum bit error ratio)
x	x			x	x			INP_min (minimum impulse noise protection) (bits 2 and 1)
x	x		x					Reserved for allocation by ITU-T
x	x	x						IMA_flag

**Table 11.58.27.8 – Standard information field – G.992.5 Annex M  
downstream ATM TPS-TC #1 NPar(3) coding – Octet 9**

		Bits						
8	7	6	5	4	3	2	1	
x	x	x	x	x	x	x	x	INP_min (minimum impulse noise protection) (bits 8 to 3)

**Table 11.58.27.9 – Standard information field – G.992.5 Annex M  
downstream ATM TPS-TC #1 NPar(3) coding – Octet 10**

		Bits						
8	7	6	5	4	3	2	1	
x	x	x	x	x	x	x	1	CIpolicy ZERO
x	x	x	x	x	x	1	x	CIpolicy ONE
x	x	x	x	x	1	x	x	Reserved for allocation by ITU-T
x	x	x	x	1	x	x	x	Reserved for allocation by ITU-T
x	x	x	1	x	x	x	x	Reserved for allocation by ITU-T
x	x	1	x	x	x	x	x	Reserved for allocation by ITU-T
x	x	0	0	0	0	0	0	No parameters in this octet

**Table 11.58.28 – Standard information field – G.992.5 Annex M  
upstream ATM TPS-TC #1 NPar(3) coding – Octet 1**

		Bits						
8	7	6	5	4	3	2	1	
x	x	x	x	x	x	x	x	Net_min (minimum net data rate, bits 12 to 7)

**Table 11.58.28.1 – Standard information field – G.992.5 Annex M  
upstream ATM TPS-TC #1 NPar(3) coding – Octet 2**

		Bits						
8	7	6	5	4	3	2	1	
x	x	x	x	x	x	x	x	Net_min (minimum net data rate, bits 6 to 1)

**Table 11.58.28.2 – Standard information field – G.992.5 Annex M  
upstream ATM TPS-TC #1 NPar(3) coding – Octet 3**

		Bits						
8	7	6	5	4	3	2	1	
x	x	x	x	x	x	x	x	Net_max (maximum net data rate, bits 12 to 7)

**Table 11.58.28.3 – Standard information field – G.992.5 Annex M  
upstream ATM TPS-TC #1 NPar(3) coding – Octet 4**

8		7		Bits						G.992.5 Annex M upstream ATM TPS-TC #1 NPar(3)s – Octet 4
8	7	6	5	4	3	2	1			
x	x	x	x	x	x	x	x	x	Net_max (maximum net data rate, bits 6 to 1)	

**Table 11.58.28.4 – Standard information field – G.992.5 Annex M  
upstream ATM TPS-TC #1 NPar(3) coding – Octet 5**

8		7		Bits						G.992.5 Annex M upstream ATM TPS-TC #1 NPar(3)s – Octet 5
8	7	6	5	4	3	2	1			
x	x	x	x	x	x	x	x	Net_reserve (minimum reserved net data rate, bits 12 to 7)		

**Table 11.58.28.5 – Standard information field – G.992.5 Annex M  
upstream ATM TPS-TC #1 NPar(3) coding – Octet 6**

8		7		Bits						G.992.5 Annex M upstream ATM TPS-TC #1 NPar(3)s – Octet 6
8	7	6	5	4	3	2	1			
x	x	x	x	x	x	x	x	Net_reserve (minimum reserved net data rate, bits 6 to 1)		

**Table 11.58.28.6 – Standard information field – G.992.5 Annex M  
upstream ATM TPS-TC #1 NPar(3) coding – Octet 7**

8		7		Bits						G.992.5 Annex M upstream ATM TPS-TC #1 NPar(3)s – Octet 7
8	7	6	5	4	3	2	1			
x	x	x	x	x	x	x	x	Delay_max (maximum delay) (n milliseconds, n = 0 to 63)		

**Table 11.58.28.7 – Standard information field – G.992.5 Annex M  
upstream ATM TPS-TC #1 NPar(3) coding – Octet 8**

8		7		Bits						G.992.5 Annex M upstream ATM TPS-TC #1 NPar(3)s – Octet 8
8	7	6	5	4	3	2	1			
x	x					x	x	Error_max (maximum bit error ratio)		
x	x			x	x			INP_min (minimum impulse noise protection) (bits 2 and 1)		
x	x			x				Reserved for allocation by ITU-T		
x	x	x						IMA_flag		

**Table 11.58.28.8 – Standard information field – G.992.5 Annex M  
upstream ATM TPS-TC #1 NPar(3) coding – Octet 9**

8		7		Bits						G.992.5 Annex M upstream ATM TPS-TC #1 NPar(3)s – Octet 9
8	7	6	5	4	3	2	1			
x	x	x	x	x	x	x	x	INP_min (minimum impulse noise protection) (bits 8 to 3)		

**Table 11.58.28.9 – Standard information field – G.992.5 Annex M  
upstream ATM TPS-TC #1 NPar(3) coding – Octet 10**

		Bits						
8	7	6	5	4	3	2	1	
x	x	x	x	x	x	x	1	CIpolicy ZERO
x	x	x	x	x	x	1	x	CIpolicy ONE
x	x	x	x	x	1	x	x	Reserved for allocation by ITU-T
x	x	x	x	1	x	x	x	Reserved for allocation by ITU-T
x	x	x	1	x	x	x	x	Reserved for allocation by ITU-T
x	x	1	x	x	x	x	x	Reserved for allocation by ITU-T
x	x	0	0	0	0	0	0	No parameters in this octet

**Table 11.58.29 – Standard information field – G.992.5 Annex M  
downstream PTM TPS-TC #1 NPar(3) coding – Octet 1**

		Bits						
8	7	6	5	4	3	2	1	
x	x	x	x	x	x	x	x	Net_min (minimum net data rate, bits 12 to 7)

**Table 11.58.29.1 – Standard information field – G.992.5 Annex M  
downstream PTM TPS-TC #1 NPar(3) coding – Octet 2**

		Bits						
8	7	6	5	4	3	2	1	
x	x	x	x	x	x	x	x	Net_min (minimum net data rate, bits 6 to 1)

**Table 11.58.29.2 – Standard information field – G.992.5 Annex M  
downstream PTM TPS-TC #1 NPar(3) coding – Octet 3**

		Bits						
8	7	6	5	4	3	2	1	
x	x	x	x	x	x	x	x	Net_max (maximum net data rate, bits 12 to 7)

**Table 11.58.29.3 – Standard information field – G.992.5 Annex M  
downstream PTM TPS-TC #1 NPar(3) coding – Octet 4**

		Bits						
8	7	6	5	4	3	2	1	
x	x	x	x	x	x	x	x	Net_max (maximum net data rate, bits 6 to 1)

**Table 11.58.29.4 – Standard information field – G.992.5 Annex M  
downstream PTM TPS-TC #1 NPar(3) coding – Octet 5**

		Bits						
8	7	6	5	4	3	2	1	
x	x	x	x	x	x	x	x	Net_reserve (minimum reserved net data rate, bits 12 to 7)

**Table 11.58.29.5 – Standard information field – G.992.5 Annex M downstream PTM TPS-TC #1 NPar(3) coding – Octet 6**

		Bits						
8	7	6	5	4	3	2	1	
x	x	x	x	x	x	x	x	G.992.5 Annex M downstream PTM TPS-TC #1 NPar(3)s – Octet 6
								Net_reserve (minimum reserved net data rate, bits 6 to 1)

**Table 11.58.29.6 – Standard information field – G.992.5 Annex M downstream PTM TPS-TC #1 NPar(3) coding – Octet 7**

		Bits						
8	7	6	5	4	3	2	1	
x	x	x	x	x	x	x	x	G.992.5 Annex M downstream PTM TPS-TC #1 NPar(3)s – Octet 7
								Delay_max (maximum delay) (n milliseconds, n = 0 to 63)

**Table 11.58.29.7 – Standard information field – G.992.5 Annex M downstream PTM TPS-TC #1 NPar(3) coding – Octet 8**

		Bits						
8	7	6	5	4	3	2	1	
x	x					x	x	G.992.5 Annex M downstream PTM TPS-TC #1 NPar(3)s – Octet 8
								Error_max (maximum bit error ratio)
x	x			x	x			INP_min (minimum impulse noise protection) (bits 2 and 1)
x	x		x					Reserved for allocation by ITU-T
x	x	x						Reserved for allocation by ITU-T

**Table 11.58.29.8 – Standard information field – G.992.5 Annex M downstream PTM TPS-TC #1 NPar(3) coding – Octet 9**

		Bits						
8	7	6	5	4	3	2	1	
x	x	x	x	x	x	x	x	G.992.5 Annex M downstream PTM TPS-TC #1 NPar(3)s – Octet 9
								INP_min (minimum impulse noise protection) (bits 8 to 3)

**Table 11.58.29.9 – Standard information field – G.992.5 Annex M downstream PTM TPS-TC #1 NPar(3) coding – Octet 10**

		Bits						
8	7	6	5	4	3	2	1	
x	x	x	x	x	x	x	1	G.992.5 Annex M downstream PTM TPS-TC #1 NPar(3)s – Octet 10
								HDLC encapsulation
x	x	x	x	x	x	1	x	Reserved by ITU-T
x	x	x	x	x	1	x	x	Reserved by ITU-T
x	x	x	x	1	x	x	x	64/65-octet encapsulation with short packets
x	x	x	1	x	x	x	x	64/65-octet encapsulation with pre-emption
x	x	1	x	x	x	x	x	64/65-octet encapsulation supported

**Table 11.58.29.10 – Standard information field – G.992.5 Annex M  
downstream PTM TPS-TC #1 NPar(3) coding – Octet 11**

Bits								G.992.5 Annex M downstream PTM TPS-TC #1 NPar(3)s – Octet 11
8	7	6	5	4	3	2	1	
x	x	x	x	x	x	x	1	CIpolicy ZERO
x	x	x	x	x	x	1	x	CIpolicy ONE
x	x	x	x	x	1	x	x	Reserved for allocation by ITU-T
x	x	x	x	1	x	x	x	Reserved for allocation by ITU-T
x	x	x	1	x	x	x	x	Reserved for allocation by ITU-T
x	x	1	x	x	x	x	x	Reserved for allocation by ITU-T
x	x	0	0	0	0	0	0	No parameters in this octet

**Table 11.58.30 – Standard information field – G.992.5 Annex M  
upstream PTM TPS-TC #1 NPar(3) coding – Octet 1**

Bits								G.992.5 Annex M upstream PTM TPS-TC #1 NPar(3)s – Octet 1
8	7	6	5	4	3	2	1	
x	x	x	x	x	x	x	x	Net_min (minimum net data rate, bits 12 to 7)

**Table 11.58.30.1 – Standard information field – G.992.5 Annex M  
upstream PTM TPS-TC #1 NPar(3) coding – Octet 2**

Bits								G.992.5 Annex M upstream PTM TPS-TC #1 NPar(3)s – Octet 2
8	7	6	5	4	3	2	1	
x	x	x	x	x	x	x	x	Net_min (minimum net data rate, bits 6 to 1)

**Table 11.58.30.2 – Standard information field – G.992.5 Annex M  
upstream PTM TPS-TC #1 NPar(3) coding – Octet 3**

Bits								G.992.5 Annex M upstream PTM TPS-TC #1 NPar(3)s – Octet 3
8	7	6	5	4	3	2	1	
x	x	x	x	x	x	x	x	Net_max (maximum net data rate, bits 12 to 7)

**Table 11.58.30.3 – Standard information field – G.992.5 Annex M  
upstream PTM TPS-TC #1 NPar(3) coding – Octet 4**

Bits								G.992.5 Annex M upstream PTM TPS-TC #1 NPar(3)s – Octet 4
8	7	6	5	4	3	2	1	
x	x	x	x	x	x	x	x	Net_max (maximum net data rate, bits 6 to 1)

**Table 11.58.30.4 – Standard information field – G.992.5 Annex M  
upstream PTM TPS-TC #1 NPar(3) coding – Octet 5**

Bits								G.992.5 Annex M upstream PTM TPS-TC #1 NPar(3)s – Octet 5
8	7	6	5	4	3	2	1	
x	x	x	x	x	x	x	x	Net_reserve (minimum reserved net data rate, bits 12 to 7)

**Table 11.58.30.5 – Standard information field – G.992.5 Annex M  
upstream PTM TPS-TC #1 NPar(3) coding – Octet 6**

		Bits						
8	7	6	5	4	3	2	1	
x	x	x	x	x	x	x	x	Net_reserve (minimum reserved net data rate, bits 6 to 1)

**Table 11.58.30.6 – Standard information field – G.992.5 Annex M  
upstream PTM TPS-TC #1 NPar(3) coding – Octet 7**

		Bits						
8	7	6	5	4	3	2	1	
x	x	x	x	x	x	x	x	Delay_max (maximum delay) (n milliseconds, n = 0 to 63)

**Table 11.58.30.7 – Standard information field – G.992.5 Annex M  
upstream PTM TPS-TC #1 NPar(3) coding – Octet 8**

		Bits						
8	7	6	5	4	3	2	1	
x	x					x	x	Error_max (maximum bit error ratio)
x	x			x	x			INP_min (minimum impulse noise protection) (bits 2 and 1)
x	x		x					Reserved for allocation by ITU-T
x	x	x						Reserved for allocation by ITU-T

**Table 11.58.30.8 – Standard information field – G.992.5 Annex M  
upstream PTM TPS-TC #1 NPar(3) coding – Octet 9**

		Bits						
8	7	6	5	4	3	2	1	
x	x	x	x	x	x	x	x	INP_min (minimum impulse noise protection) (bits 8 to 3)

**Table 11.58.30.9 – Standard information field – G.992.5 Annex M  
upstream PTM TPS-TC #1 NPar(3) coding – Octet 10**

		Bits						
8	7	6	5	4	3	2	1	
x	x	x	x	x	x	x	1	HDLC encapsulation
x	x	x	x	x	x	1	x	Reserved by ITU-T
x	x	x	x	x	1	x	x	Reserved by ITU-T
x	x	x	x	1	x	x	x	64/65-octet encapsulation with short packets
x	x	x	1	x	x	x	x	64/65-octet encapsulation with pre-emption
x	x	1	x	x	x	x	x	64/65-octet encapsulation supported

**Table 11.58.30.10 – Standard information field – G.992.5 Annex M  
upstream PTM TPS-TC #1 NPar(3) coding – Octet 11**

		Bits						
8	7	6	5	4	3	2	1	
x	x	x	x	x	x	x	1	CIpolicy ZERO
x	x	x	x	x	x	1	x	CIpolicy ONE
x	x	x	x	x	1	x	x	Reserved for allocation by ITU-T
x	x	x	x	1	x	x	x	Reserved for allocation by ITU-T
x	x	x	1	x	x	x	x	Reserved for allocation by ITU-T
x	x	1	x	x	x	x	x	Reserved for allocation by ITU-T
x	x	0	0	0	0	0	0	No parameters in this octet

**Table 11.58.31 – Standard information field – G.992.5 Annex M  
downstream PMS-TC latency path #1 NPar(3) coding – Octet 1**

		Bits						
8	7	6	5	4	3	2	1	
x	x	x	x	x	x	x	x	Net_max (maximum net data rate, bits 12 to 7)

**Table 11.58.31.1 – Standard information field – G.992.5 Annex M  
downstream PMS-TC latency path #1 NPar(3) coding – Octet 2**

		Bits						
8	7	6	5	4	3	2	1	
x	x	x	x	x	x	x	x	Net_max (maximum net data rate, bits 6 to 1)

**Table 11.58.31.2 – Standard information field – G.992.5 Annex M  
downstream PMS-TC latency path #1 NPar(3) coding – Octet 3**

		Bits						
8	7	6	5	4	3	2	1	
x	x			x	x	x	x	$R_{1\max}$ value ( $2^n$ , $n = 0$ to $15$ )
x	x	x	x					Reserved for allocation by ITU-T

**Table 11.58.31.3 – Standard information field – G.992.5 Annex M  
downstream PMS-TC latency path #1 NPar(3) coding – Octet 4**

		Bits						
8	7	6	5	4	3	2	1	
x	x				x	x	x	$D_{1\max}$ value ( $2^n$ , $n = 0$ to $7$ )
x	x	x	x	x				Reserved for allocation by ITU-T

**Table 11.58.32 – Standard information field – G.992.5 Annex M  
upstream PMS-TC latency path #1 NPar(3) coding – Octet 1**

		Bits						
8	7	6	5	4	3	2	1	
x	x	x	x	x	x	x	x	Net_max (maximum net data rate, bits 12 to 7)



**Table 11.58.32.1 – Standard information field – G.992.5 Annex M upstream PMS-TC latency path #1 NPar(3) coding – Octet 2**

		Bits						
8	7	6	5	4	3	2	1	
x	x	x	x	x	x	x	x	G.992.5 Annex M upstream PMS-TC latency path #1 NPar(3)s – Octet 2
								Net_max (maximum net data rate, bits 6 to 1)

**Table 11.58.32.2 – Standard information field – G.992.5 Annex M upstream PMS-TC latency path #1 NPar(3) coding – Octet 3**

		Bits						
8	7	6	5	4	3	2	1	
x	x			x	x	x	x	G.992.5 Annex M upstream PMS-TC latency path #1 NPar(3)s – Octet 3
		x	x					$R_{1\max}$ value ( $2^n$ , $n = 0$ to $15$ )
								Reserved for allocation by ITU-T

**Table 11.58.32.3 – Standard information field – G.992.5 Annex M upstream PMS-TC latency path #1 NPar(3) coding – Octet 4**

		Bits						
8	7	6	5	4	3	2	1	
x	x				x	x	x	G.992.5 Annex M upstream PMS-TC latency path #1 NPar(3)s – Octet 4
		x	x	x				$D_{1\max}$ value ( $2^n$ , $n = 0$ to $7$ )
								Reserved for allocation by ITU-T

**Table 11.58.37 – Standard information field – G.992.5 Annex M downstream STM TPS-TC #2 NPar(3) coding – Octet 1**

		Bits						
8	7	6	5	4	3	2	1	
x	x	x	x	x	x	x	x	G.992.5 Annex M downstream STM TPS-TC #2 NPar(3)s – Octet 1
								Net_min (minimum net data rate, bits 12 to 7)

**Table 11.58.37.1 – Standard information field – G.992.5 Annex M downstream STM TPS-TC #2 NPar(3) coding – Octet 2**

		Bits						
8	7	6	5	4	3	2	1	
x	x	x	x	x	x	x	x	G.992.5 Annex M downstream STM TPS-TC #2 NPar(3)s – Octet 2
								Net_min (minimum net data rate, bits 6 to 1)

**Table 11.58.37.2 – Standard information field – G.992.5 Annex M downstream STM TPS-TC #2 NPar(3) coding – Octet 3**

		Bits						
8	7	6	5	4	3	2	1	
x	x	x	x	x	x	x	x	G.992.5 Annex M downstream STM TPS-TC #2 NPar(3)s – Octet 3
								Net_max (maximum net data rate, bits 12 to 7)

**Table 11.58.37.3 – Standard information field – G.992.5 Annex M downstream STM TPS-TC #2 NPar(3) coding – Octet 4**

		Bits						
8	7	6	5	4	3	2	1	
x	x	x	x	x	x	x	x	G.992.5 Annex M downstream STM TPS-TC #2 NPar(3)s – Octet 4
								Net_max (maximum net data rate, bits 6 to 1)

**Table 11.58.37.4 – Standard information field – G.992.5 Annex M downstream STM TPS-TC #2 NPar(3) coding – Octet 5**

		Bits						
8	7	6	5	4	3	2	1	
x	x	x	x	x	x	x	x	Net_reserve (minimum reserved net data rate, bits 12 to 7)

**Table 11.58.37.5 – Standard information field – G.992.5 Annex M downstream STM TPS-TC #2 NPar(3) coding – Octet 6**

		Bits						
8	7	6	5	4	3	2	1	
x	x	x	x	x	x	x	x	Net_reserve (minimum reserved net data rate, bits 6 to 1)

**Table 11.58.37.6 – Standard information field – G.992.5 Annex M downstream STM TPS-TC #2 NPar(3) coding – Octet 7**

		Bits						
8	7	6	5	4	3	2	1	
x	x	x	x	x	x	x	x	Delay_max (maximum delay) (n milliseconds, n = 0 to 63)

**Table 11.58.37.7 – Standard information field – G.992.5 Annex M downstream STM TPS-TC #2 NPar(3) coding – Octet 8**

		Bits						
8	7	6	5	4	3	2	1	
x	x					x	x	Error_max (maximum bit error ratio)
x	x			x	x			INP_min (minimum impulse noise protection) (bits 2 and 1)
x	x		x					Reserved for allocation by ITU-T
x	x	x						Reserved for allocation by ITU-T

**Table 11.58.37.8 – Standard information field – G.992.5 Annex M downstream STM TPS-TC #2 NPar(3) coding – Octet 9**

		Bits						
8	7	6	5	4	3	2	1	
x	x	x	x	x	x	x	x	INP_min (minimum impulse noise protection) (bits 8 to 3)

**Table 11.58.37.9 – Standard information field – G.992.5 Annex M downstream STM TPS-TC #2 NPar(3) coding – Octet 10**

		Bits						
8	7	6	5	4	3	2	1	
x	x	x	x	x	x	x	1	CIpolicy ZERO
x	x	x	x	x	x	1	x	CIpolicy ONE
x	x	x	x	x	1	x	x	Reserved for allocation by ITU-T
x	x	x	x	1	x	x	x	Reserved for allocation by ITU-T
x	x	x	1	x	x	x	x	Reserved for allocation by ITU-T
x	x	1	x	x	x	x	x	Reserved for allocation by ITU-T
x	x	0	0	0	0	0	0	No parameters in this octet

**Table 11.58.38 – Standard information field – G.992.5 Annex M  
upstream STM TPS-TC #2 NPar(3) coding – Octet 1**

8		7		Bits						G.992.5 Annex M upstream STM TPS-TC #2 NPar(3)s – Octet 1
8	7	6	5	4	3	2	1			
x	x	x	x	x	x	x	x	x	Net_min (minimum net data rate, bits 12 to 7)	

**Table 11.58.38.1 – Standard information field – G.992.5 Annex M  
upstream STM TPS-TC #2 NPar(3) coding – Octet 2**

8		7		Bits						G.992.5 Annex M upstream STM TPS-TC #2 NPar(3)s – Octet 2
8	7	6	5	4	3	2	1			
x	x	x	x	x	x	x	x	Net_min (minimum net data rate, bits 6 to 1)		

**Table 11.58.38.2 – Standard information field – G.992.5 Annex M  
upstream STM TPS-TC #2 NPar(3) coding – Octet 3**

8		7		Bits						G.992.5 Annex M upstream STM TPS-TC #2 NPar(3)s – Octet 3
8	7	6	5	4	3	2	1			
x	x	x	x	x	x	x	x	Net_max (maximum net data rate, bits 12 to 7)		

**Table 11.58.38.3 – Standard information field – G.992.5 Annex M  
upstream STM TPS-TC #2 NPar(3) coding – Octet 4**

8		7		Bits						G.992.5 Annex M upstream STM TPS-TC #2 NPar(3)s – Octet 4
8	7	6	5	4	3	2	1			
x	x	x	x	x	x	x	x	Net_max (maximum net data rate, bits 6 to 1)		

**Table 11.58.38.4 – Standard information field – G.992.5 Annex M  
upstream STM TPS-TC #2 NPar(3) coding – Octet 5**

8		7		Bits						G.992.5 Annex M upstream STM TPS-TC #2 NPar(3)s – Octet 5
8	7	6	5	4	3	2	1			
x	x	x	x	x	x	x	x	Net_reserve (minimum reserved net data rate, bits 12 to 7)		

**Table 11.58.38.5 – Standard information field – G.992.5 Annex M  
upstream STM TPS-TC #2 NPar(3) coding – Octet 6**

8		7		Bits						G.992.5 Annex M upstream STM TPS-TC #2 NPar(3)s – Octet 6
8	7	6	5	4	3	2	1			
x	x	x	x	x	x	x	x	Net_reserve (minimum reserved net data rate, bits 6 to 1)		

**Table 11.58.38.6 – Standard information field – G.992.5 Annex M  
upstream STM TPS-TC #2 NPar(3) coding – Octet 7**

8		7		Bits						G.992.5 Annex M upstream STM TPS-TC #2 NPar(3)s – Octet 7
8	7	6	5	4	3	2	1			
x	x	x	x	x	x	x	x	Delay_max (maximum delay) (n milliseconds, n = 0 to 63)		

**Table 11.58.38.7 – Standard information field – G.992.5 Annex M  
upstream STM TPS-TC #2 NPar(3) coding – Octet 8**

		Bits						
8	7	6	5	4	3	2	1	
x	x					x	x	Error_max (maximum bit error ratio)
x	x			x	x			INP_min (minimum impulse noise protection) (bits 2 and 1)
x	x		x					Reserved for allocation by ITU-T
x	x	x						Reserved for allocation by ITU-T

**Table 11.58.38.8 – Standard information field – G.992.5 Annex M  
upstream STM TPS-TC #2 NPar(3) coding – Octet 9**

		Bits						
8	7	6	5	4	3	2	1	
x	x	x	x	x	x	x	x	INP_min (minimum impulse noise protection) (bits 8 to 3)

**Table 11.58.38.9 – Standard information field – G.992.5 Annex M  
upstream STM TPS-TC #2 NPar(3) coding – Octet 10**

		Bits						
8	7	6	5	4	3	2	1	
x	x	x	x	x	x	x	1	CIpolicy ZERO
x	x	x	x	x	x	1	x	CIpolicy ONE
x	x	x	x	x	1	x	x	Reserved for allocation by ITU-T
x	x	x	x	1	x	x	x	Reserved for allocation by ITU-T
x	x	x	1	x	x	x	x	Reserved for allocation by ITU-T
x	x	1	x	x	x	x	x	Reserved for allocation by ITU-T
x	x	0	0	0	0	0	0	No parameters in this octet

**Table 11.58.39 – Standard information field – G.992.5 Annex M  
downstream ATM TPS-TC #2 NPar(3) coding – Octet 1**

		Bits						
8	7	6	5	4	3	2	1	
x	x	x	x	x	x	x	x	Net_min (minimum net data rate, bits 12 to 7)

**Table 11.58.39.1 – Standard information field – G.992.5 Annex M  
downstream ATM TPS-TC #2 NPar(3) coding – Octet 2**

		Bits						
8	7	6	5	4	3	2	1	
x	x	x	x	x	x	x	x	Net_min (minimum net data rate, bits 6 to 1)

**Table 11.58.39.2 – Standard information field – G.992.5 Annex M  
downstream ATM TPS-TC #2 NPar(3) coding – Octet 3**

		Bits						
8	7	6	5	4	3	2	1	
x	x	x	x	x	x	x	x	Net_max (maximum net data rate, bits 12 to 7)

**Table 11.58.39.3 – Standard information field – G.992.5 Annex M downstream ATM TPS-TC #2 NPar(3) coding – Octet 4**

8		7		Bits						
				6	5	4	3	2	1	
x	x	x	x	x	x	x	x	x	x	Net_max (maximum net data rate, bits 6 to 1)

**Table 11.58.39.4 – Standard information field – G.992.5 Annex M downstream ATM TPS-TC #2 NPar(3) coding – Octet 5**

8		7		Bits						
				6	5	4	3	2	1	
x	x	x	x	x	x	x	x	x	x	Net_reserve (minimum reserved net data rate, bits 12 to 7)

**Table 11.58.39.5 – Standard information field – G.992.5 Annex M downstream ATM TPS-TC #2 NPar(3) coding – Octet 6**

8		7		Bits						
				6	5	4	3	2	1	
x	x	x	x	x	x	x	x	x	x	Net_reserve (minimum reserved net data rate, bits 6 to 1)

**Table 11.58.39.6 – Standard information field – G.992.5 Annex M downstream ATM TPS-TC #2 NPar(3) coding – Octet 7**

8		7		Bits						
				6	5	4	3	2	1	
x	x	x	x	x	x	x	x	x	x	Delay_max (maximum delay) (n milliseconds, n = 0 to 63)

**Table 11.58.39.7 – Standard information field – G.992.5 Annex M downstream ATM TPS-TC #2 NPar(3) coding – Octet 8**

8		7		Bits						
				6	5	4	3	2	1	
x	x							x	x	Error_max (maximum bit error ratio)
x	x					x	x			INP_min (minimum impulse noise protection) (bits 2 and 1)
x	x			x						Reserved for allocation by ITU-T
x	x	x								IMA_flag

**Table 11.58.39.8 – Standard information field – G.992.5 Annex M downstream ATM TPS-TC #2 NPar(3) coding – Octet 9**

8		7		Bits						
				6	5	4	3	2	1	
x	x	x	x	x	x	x	x	x	x	INP_min (minimum impulse noise protection) (bits 8 to 3)

**Table 11.58.39.9 – Standard information field – G.992.5 Annex M  
downstream ATM TPS-TC #2 NPar(3) coding – Octet 10**

		Bits						
8	7	6	5	4	3	2	1	
x	x	x	x	x	x	x	1	CIpolicy ZERO
x	x	x	x	x	x	1	x	CIpolicy ONE
x	x	x	x	x	1	x	x	Reserved for allocation by ITU-T
x	x	x	x	1	x	x	x	Reserved for allocation by ITU-T
x	x	x	1	x	x	x	x	Reserved for allocation by ITU-T
x	x	1	x	x	x	x	x	Reserved for allocation by ITU-T
x	x	0	0	0	0	0	0	No parameters in this octet

**Table 11.58.40 – Standard information field – G.992.5 Annex M  
upstream ATM TPS-TC #2 NPar(3) coding – Octet 1**

		Bits						
8	7	6	5	4	3	2	1	
x	x	x	x	x	x	x	x	Net_min (minimum net data rate, bits 12 to 7)

**Table 11.58.40.1 – Standard information field – G.992.5 Annex M  
upstream ATM TPS-TC #2 NPar(3) coding – Octet 2**

		Bits						
8	7	6	5	4	3	2	1	
x	x	x	x	x	x	x	x	Net_min (minimum net data rate, bits 6 to 1)

**Table 11.58.40.2 – Standard information field – G.992.5 Annex M  
upstream ATM TPS-TC #2 NPar(3) coding – Octet 3**

		Bits						
8	7	6	5	4	3	2	1	
x	x	x	x	x	x	x	x	Net_max (maximum net data rate, bits 12 to 7)

**Table 11.58.40.3 – Standard information field – G.992.5 Annex M  
upstream ATM TPS-TC #2 NPar(3) coding – Octet 4**

		Bits						
8	7	6	5	4	3	2	1	
x	x	x	x	x	x	x	x	Net_max (maximum net data rate, bits 6 to 1)

**Table 11.58.40.4 – Standard information field – G.992.5 Annex M  
upstream ATM TPS-TC #2 NPar(3) coding – Octet 5**

		Bits						
8	7	6	5	4	3	2	1	
x	x	x	x	x	x	x	x	Net_reserve (minimum reserved net data rate, bits 12 to 7)

**Table 11.58.40.5 – Standard information field – G.992.5 Annex M upstream ATM TPS-TC #2 NPar(3) coding – Octet 6**

		Bits						
8	7	6	5	4	3	2	1	
x	x	x	x	x	x	x	x	Net_reserve (minimum reserved net data rate, bits 6 to 1)

**Table 11.58.40.6 – Standard information field – G.992.5 Annex M upstream ATM TPS-TC #2 NPar(3) coding – Octet 7**

		Bits						
8	7	6	5	4	3	2	1	
x	x	x	x	x	x	x	x	Delay_max (maximum delay) (n milliseconds, n = 0 to 63)

**Table 11.58.40.7 – Standard information field – G.992.5 Annex M upstream ATM TPS-TC #2 NPar(3) coding – Octet 8**

		Bits						
8	7	6	5	4	3	2	1	
x	x					x	x	Error_max (maximum bit error ratio)
x	x			x	x			INP_min (minimum impulse noise protection) (bits 2 and 1)
x	x		x					Reserved for allocation by ITU-T
x	x	x						IMA_flag

**Table 11.58.40.8 – Standard information field – G.992.5 Annex M upstream ATM TPS-TC #2 NPar(3) coding – Octet 9**

		Bits						
8	7	6	5	4	3	2	1	
x	x	x	x	x	x	x	x	INP_min (minimum impulse noise protection) (bits 8 to 3)

**Table 11.58.40.9 – Standard information field – G.992.5 Annex M upstream ATM TPS-TC #2 NPar(3) coding – Octet 10**

		Bits						
8	7	6	5	4	3	2	1	
x	x	x	x	x	x	x	1	CIpolicy ZERO
x	x	x	x	x	x	1	x	CIpolicy ONE
x	x	x	x	x	1	x	x	Reserved for allocation by ITU-T
x	x	x	x	1	x	x	x	Reserved for allocation by ITU-T
x	x	x	1	x	x	x	x	Reserved for allocation by ITU-T
x	x	1	x	x	x	x	x	Reserved for allocation by ITU-T
x	x	0	0	0	0	0	0	No parameters in this octet

**Table 11.58.41 – Standard information field – G.992.5 Annex M downstream PTM TPS-TC #2 NPar(3) coding – Octet 1**

		Bits						
8	7	6	5	4	3	2	1	
x	x	x	x	x	x	x	x	Net_min (minimum net data rate, bits 12 to 7)

**Table 11.58.41.1 – Standard information field – G.992.5 Annex M downstream PTM TPS-TC #2 NPar(3) coding – Octet 2**

Bits		G.992.5 Annex M downstream PTM TPS-TC #2 NPar(3)s – Octet 2					
8	7	6	5	4	3	2	1
x	x	x	x	x	x	x	x

Net\_min (minimum net data rate, bits 6 to 1)

**Table 11.58.41.2 – Standard information field – G.992.5 Annex M downstream PTM TPS-TC #2 NPar(3) coding – Octet 3**

Bits		G.992.5 Annex M downstream PTM TPS-TC #2 NPar(3)s – Octet 3					
8	7	6	5	4	3	2	1
x	x	x	x	x	x	x	x

Net\_max (maximum net data rate, bits 12 to 7)

**Table 11.58.41.3 – Standard information field – G.992.5 Annex M downstream PTM TPS-TC #2 NPar(3) coding – Octet 4**

Bits		G.992.5 Annex M downstream PTM TPS-TC #2 NPar(3)s – Octet 4					
8	7	6	5	4	3	2	1
x	x	x	x	x	x	x	x

Net\_max (maximum net data rate, bits 6 to 1)

**Table 11.58.41.4 – Standard information field – G.992.5 Annex M downstream PTM TPS-TC #2 NPar(3) coding – Octet 5**

Bits		G.992.5 Annex M downstream PTM TPS-TC #2 NPar(3)s – Octet 5					
8	7	6	5	4	3	2	1
x	x	x	x	x	x	x	x

Net\_reserve (minimum reserved net data rate, bits 12 to 7)

**Table 11.58.41.5 – Standard information field – G.992.5 Annex M downstream PTM TPS-TC #2 NPar(3) coding – Octet 6**

Bits		G.992.5 Annex M downstream PTM TPS-TC #2 NPar(3)s – Octet 6					
8	7	6	5	4	3	2	1
x	x	x	x	x	x	x	x

Net\_reserve (minimum reserved net data rate, bits 6 to 1)

**Table 11.58.41.6 – Standard information field – G.992.5 Annex M downstream PTM TPS-TC #2 NPar(3) coding – Octet 7**

Bits		G.992.5 Annex M downstream PTM TPS-TC #2 NPar(3)s – Octet 7					
8	7	6	5	4	3	2	1
x	x	x	x	x	x	x	x

Delay\_max (maximum delay) (n milliseconds, n = 0 to 63)

**Table 11.58.41.7 – Standard information field – G.992.5 Annex M downstream PTM TPS-TC #2 NPar(3) coding – Octet 8**

Bits		G.992.5 Annex M downstream PTM TPS-TC #2 NPar(3)s – Octet 8					
8	7	6	5	4	3	2	1
x	x					x	x
x	x			x	x		
x	x		x				
x	x	x					

Error\_max (maximum bit error ratio)  
 INP\_min (minimum impulse noise protection) (bits 2 and 1)  
 Reserved for allocation by ITU-T  
 Reserved for allocation by ITU-T



**Table 11.58.41.8 – Standard information field – G.992.5 Annex M  
downstream PTM TPS-TC #2 NPar(3) coding – Octet 9**

8 7		Bits					G.992.5 Annex M downstream PTM TPS-TC #2 NPar(3)s – Octet 9	
8	7	6	5	4	3	2		1
x	x	x	x	x	x	x	x	INP_min (minimum impulse noise protection) (bits 8 to 3)

**Table 11.58.41.9 – Standard information field – G.992.5 Annex M  
downstream PTM TPS-TC #2 NPar(3) coding – Octet 10**

8 7		Bits					G.992.5 Annex M downstream PTM TPS-TC #2 NPar(3)s – Octet 10	
8	7	6	5	4	3	2		1
x	x	x	x	x	x	x	1	HDLC encapsulation
x	x	x	x	x	x	1	x	Reserved by ITU-T
x	x	x	x	x	1	x	x	Reserved by ITU-T
x	x	x	x	1	x	x	x	64/65-octet encapsulation with short packets
x	x	x	1	x	x	x	x	64/65-octet encapsulation with pre-emption
x	x	1	x	x	x	x	x	64/65-octet encapsulation supported

**Table 11.58.41.10 – Standard information field – G.992.5 Annex M  
downstream PTM TPS-TC #2 NPar(3) coding – Octet 11**

8 7		Bits					G.992.5 Annex M downstream PTM TPS-TC #2 NPar(3)s – Octet 11	
8	7	6	5	4	3	2		1
x	x	x	x	x	x	x	1	CIpolicy ZERO
x	x	x	x	x	x	1	x	CIpolicy ONE
x	x	x	x	x	1	x	x	Reserved for allocation by ITU-T
x	x	x	x	1	x	x	x	Reserved for allocation by ITU-T
x	x	x	1	x	x	x	x	Reserved for allocation by ITU-T
x	x	1	x	x	x	x	x	Reserved for allocation by ITU-T
x	x	0	0	0	0	0	0	No parameters in this octet

**Table 11.58.42 – Standard information field – G.992.5 Annex M  
upstream PTM TPS-TC #2 NPar(3) coding – Octet 1**

8 7		Bits					G.992.5 Annex M upstream PTM TPS-TC #2 NPar(3)s – Octet 1	
8	7	6	5	4	3	2		1
x	x	x	x	x	x	x	x	Net_min (minimum net data rate, bits 12 to 7)

**Table 11.58.42.1 – Standard information field – G.992.5 Annex M  
upstream PTM TPS-TC #2 NPar(3) coding – Octet 2**

8 7		Bits					G.992.5 Annex M upstream PTM TPS-TC #2 NPar(3)s – Octet 2	
8	7	6	5	4	3	2		1
x	x	x	x	x	x	x	x	Net_min (minimum net data rate, bits 6 to 1)

**Table 11.58.42.2 – Standard information field – G.992.5 Annex M  
upstream PTM TPS-TC #2 NPar(3) coding – Octet 3**

		Bits						
8	7	6	5	4	3	2	1	
x	x	x	x	x	x	x	x	Net_max (maximum net data rate, bits 12 to 7)

**Table 11.58.42.3 – Standard information field – G.992.5 Annex M  
upstream PTM TPS-TC #2 NPar(3) coding – Octet 4**

		Bits						
8	7	6	5	4	3	2	1	
x	x	x	x	x	x	x	x	Net_max (maximum net data rate, bits 6 to 1)

**Table 11.58.42.4 – Standard information field – G.992.5 Annex M  
upstream PTM TPS-TC #2 NPar(3) coding – Octet 5**

		Bits						
8	7	6	5	4	3	2	1	
x	x	x	x	x	x	x	x	Net_reserve (minimum reserved net data rate, bits 12 to 7)

**Table 11.58.42.5 – Standard information field – G.992.5 Annex M  
upstream PTM TPS-TC #2 NPar(3) coding – Octet 6**

		Bits						
8	7	6	5	4	3	2	1	
x	x	x	x	x	x	x	x	Net_reserve (minimum reserved net data rate, bits 6 to 1)

**Table 11.58.42.6 – Standard information field – G.992.5 Annex M  
upstream PTM TPS-TC #2 NPar(3) coding – Octet 7**

		Bits						
8	7	6	5	4	3	2	1	
x	x	x	x	x	x	x	x	Delay_max (maximum delay) (n milliseconds, n = 0 to 63)

**Table 11.58.42.7 – Standard information field – G.992.5 Annex M  
upstream PTM TPS-TC #2 NPar(3) coding – Octet 8**

		Bits						
8	7	6	5	4	3	2	1	
x	x					x	x	Error_max (maximum bit error ratio)
x	x			x	x			INP_min (minimum impulse noise protection) (bits 2 and 1)
x	x		x					Reserved for allocation by ITU-T
x	x	x						Reserved for allocation by ITU-T

**Table 11.58.42.8 – Standard information field – G.992.5 Annex M  
upstream PTM TPS-TC #2 NPar(3) coding – Octet 9**

		Bits						
8	7	6	5	4	3	2	1	
x	x	x	x	x	x	x	x	INP_min (minimum impulse noise protection) (bits 8 to 3)

**Table 11.58.42.9 – Standard information field – G.992.5 Annex M  
upstream PTM TPS-TC #2 NPar(3) coding – Octet 10**

		Bits						
8	7	6	5	4	3	2	1	
x	x	x	x	x	x	x	1	HDLC encapsulation
x	x	x	x	x	x	1	x	Reserved by ITU-T
x	x	x	x	x	1	x	x	Reserved by ITU-T
x	x	x	x	1	x	x	x	64/65-octet encapsulation with short packets
x	x	x	1	x	x	x	x	64/65-octet encapsulation with pre-emption
x	x	1	x	x	x	x	x	64/65-octet encapsulation supported

**Table 11.58.42.10 – Standard information field – G.992.5 Annex M  
upstream PTM TPS-TC #2 NPar(3) coding – Octet 11**

		Bits						
8	7	6	5	4	3	2	1	
x	x	x	x	x	x	x	1	Cipolicy ZERO
x	x	x	x	x	x	1	x	Cipolicy ONE
x	x	x	x	x	1	x	x	Reserved for allocation by ITU-T
x	x	x	x	1	x	x	x	Reserved for allocation by ITU-T
x	x	x	1	x	x	x	x	Reserved for allocation by ITU-T
x	x	1	x	x	x	x	x	Reserved for allocation by ITU-T
x	x	0	0	0	0	0	0	No parameters in this octet

**Table 11.58.43 – Standard information field – G.992.5 Annex M  
downstream PMS-TC latency path #2 NPar(3) coding – Octet 1**

		Bits						
8	7	6	5	4	3	2	1	
x	x	x	x	x	x	x	x	Net_max (maximum net data rate, bits 12 to 7)

**Table 11.58.43.1 – Standard information field – G.992.5 Annex M  
downstream PMS-TC latency path #2 NPar(3) coding – Octet 2**

		Bits						
8	7	6	5	4	3	2	1	
x	x	x	x	x	x	x	x	Net_max (maximum net data rate, bits 6 to 1)

**Table 11.58.43.2 – Standard information field – G.992.5 Annex M  
downstream PMS-TC latency path #2 NPar(3) coding – Octet 3**

		Bits						
8	7	6	5	4	3	2	1	
x	x			x	x	x	x	R <sub>2max</sub> value (2 * n, n = 0 to 15)
x	x	x	x					Reserved for allocation by ITU-T

**Table 11.58.43.3 – Standard information field – G.992.5 Annex M downstream PMS-TC latency path #2 NPar(3) coding – Octet 4**

		Bits						
8	7	6	5	4	3	2	1	
x	x				x	x	x	$D_{2\_max}$ value ( $2^n$ , $n = 0$ to $7$ )
x	x	x	x	x				Reserved for allocation by ITU-T

**Table 11.58.44 – Standard information field – G.992.5 Annex M upstream PMS-TC latency path #2 NPar(3) coding – Octet 1**

		Bits						
8	7	6	5	4	3	2	1	
x	x	x	x	x	x	x	x	$Net\_max$ (maximum net data rate, bits 12 to 7)

**Table 11.58.44.1 – Standard information field – G.992.5 Annex M upstream PMS-TC latency path #2 NPar(3) coding – Octet 2**

		Bits						
8	7	6	5	4	3	2	1	
x	x	x	x	x	x	x	x	$Net\_max$ (maximum net data rate, bits 6 to 1)

**Table 11.58.44.2 – Standard information field – G.992.5 Annex M upstream PMS-TC latency path #2 NPar(3) coding – Octet 3**

		Bits						
8	7	6	5	4	3	2	1	
x	x			x	x	x	x	$R_{2\_max}$ value ( $2 * n$ , $n = 0$ to $15$ )
x	x	x	x					Reserved for allocation by ITU-T

**Table 11.58.44.3 – Standard information field – G.992.5 Annex M upstream PMS-TC latency path #2 NPar(3) coding – Octet 4**

		Bits						
8	7	6	5	4	3	2	1	
x	x				x	x	x	$D_{2\_max}$ value ( $2^n$ , $n = 0$ to $7$ )
x	x	x	x	x				Reserved for allocation by ITU-T

**Table 11.58.49 – Standard information field – G.992.5 Annex M downstream STM TPS-TC #3 NPar(3) coding – Octet 1**

		Bits						
8	7	6	5	4	3	2	1	
x	x	x	x	x	x	x	x	$Net\_min$ (minimum net data rate, bits 12 to 7)

**Table 11.58.49.1 – Standard information field – G.992.5 Annex M downstream STM TPS-TC #3 NPar(3) coding – Octet 2**

		Bits						
8	7	6	5	4	3	2	1	
x	x	x	x	x	x	x	x	$Net\_min$ (minimum net data rate, bits 6 to 1)

**Table 11.58.49.2 – Standard information field – G.992.5 Annex M downstream STM TPS-TC #3 NPar(3) coding – Octet 3**

8		7		Bits				
		6	5	4	3	2	1	
x	x	x	x	x	x	x	x	G.992.5 Annex M downstream STM TPS-TC #3 NPar(3)s – Octet 3
								Net_max (maximum net data rate, bits 12 to 7)

**Table 11.58.49.3 – Standard information field – G.992.5 Annex M downstream STM TPS-TC #3 NPar(3) coding – Octet 4**

8		7		Bits				
		6	5	4	3	2	1	
x	x	x	x	x	x	x	x	G.992.5 Annex M downstream STM TPS-TC #3 NPar(3)s – Octet 4
								Net_max (maximum net data rate, bits 6 to 1)

**Table 11.58.49.4 – Standard information field – G.992.5 Annex M downstream STM TPS-TC #3 NPar(3) coding – Octet 5**

8		7		Bits				
		6	5	4	3	2	1	
x	x	x	x	x	x	x	x	G.992.5 Annex M downstream STM TPS-TC #3 NPar(3)s – Octet 5
								Net_reserve (minimum reserved net data rate, bits 12 to 7)

**Table 11.58.49.5 – Standard information field – G.992.5 Annex M downstream STM TPS-TC #3 NPar(3) coding – Octet 6**

8		7		Bits				
		6	5	4	3	2	1	
x	x	x	x	x	x	x	x	G.992.5 Annex M downstream STM TPS-TC #3 NPar(3)s – Octet 6
								Net_reserve (minimum reserved net data rate, bits 6 to 1)

**Table 11.58.49.6 – Standard information field – G.992.5 Annex M downstream STM TPS-TC #3 NPar(3) coding – Octet 7**

8		7		Bits				
		6	5	4	3	2	1	
x	x	x	x	x	x	x	x	G.992.5 Annex M downstream STM TPS-TC #3 NPar(3)s – Octet 7
								Delay_max (maximum delay) (n milliseconds, n = 0 to 63)

**Table 11.58.49.7 – Standard information field – G.992.5 Annex M downstream STM TPS-TC #3 NPar(3) coding – Octet 8**

8		7		Bits				
		6	5	4	3	2	1	
x	x					x	x	G.992.5 Annex M downstream STM TPS-TC #3 NPar(3)s – Octet 8
x	x			x	x			Error_max (maximum bit error ratio)
x	x			x				INP_min (minimum impulse noise protection) (bits 2 and 1)
x	x			x				Reserved for allocation by ITU-T
x	x	x						Reserved for allocation by ITU-T

**Table 11.58.49.8 – Standard information field – G.992.5 Annex M downstream STM TPS-TC #3 NPar(3) coding – Octet 9**

8		7		Bits				
		6	5	4	3	2	1	
x	x	x	x	x	x	x	x	G.992.5 Annex M downstream STM TPS-TC #3 NPar(3)s – Octet 9
								INP_min (minimum impulse noise protection) (bits 8 to 3)

**Table 11.58.49.9 – Standard information field – G.992.5 Annex M  
downstream STM TPS-TC #3 NPar(3) coding – Octet 10**

		Bits						
8	7	6	5	4	3	2	1	
x	x	x	x	x	x	x	1	CIpolicy ZERO
x	x	x	x	x	x	1	x	CIpolicy ONE
x	x	x	x	x	1	x	x	Reserved for allocation by ITU-T
x	x	x	x	1	x	x	x	Reserved for allocation by ITU-T
x	x	x	1	x	x	x	x	Reserved for allocation by ITU-T
x	x	1	x	x	x	x	x	Reserved for allocation by ITU-T
x	x	0	0	0	0	0	0	No parameters in this octet

**Table 11.58.50 – Standard information field – G.992.5 Annex M  
upstream STM TPS-TC #3 NPar(3) coding – Octet 1**

		Bits						
8	7	6	5	4	3	2	1	
x	x	x	x	x	x	x	x	Net_min (minimum net data rate, bits 12 to 7)

**Table 11.58.50.1 – Standard information field – G.992.5 Annex M  
upstream STM TPS-TC #3 NPar(3) coding – Octet 2**

		Bits						
8	7	6	5	4	3	2	1	
x	x	x	x	x	x	x	x	Net_min (minimum net data rate, bits 6 to 1)

**Table 11.58.50.2 – Standard information field – G.992.5 Annex M  
upstream STM TPS-TC #3 NPar(3) coding – Octet 3**

		Bits						
8	7	6	5	4	3	2	1	
x	x	x	x	x	x	x	x	Net_max (maximum net data rate, bits 12 to 7)

**Table 11.58.50.3 – Standard information field – G.992.5 Annex M  
upstream STM TPS-TC #3 NPar(3) coding – Octet 4**

		Bits						
8	7	6	5	4	3	2	1	
x	x	x	x	x	x	x	x	Net_max (maximum net data rate, bits 6 to 1)

**Table 11.58.50.4 – Standard information field – G.992.5 Annex M  
upstream STM TPS-TC #3 NPar(3) coding – Octet 5**

		Bits						
8	7	6	5	4	3	2	1	
x	x	x	x	x	x	x	x	Net_reserve (minimum reserved net data rate, bits 12 to 7)

**Table 11.58.50.5 – Standard information field – G.992.5 Annex M  
upstream STM TPS-TC #3 NPar(3) coding – Octet 6**

		Bits						
8	7	6	5	4	3	2	1	
x	x	x	x	x	x	x	x	Net_reserve (minimum reserved net data rate, bits 6 to 1)

**Table 11.58.50.6 – Standard information field – G.992.5 Annex M  
upstream STM TPS-TC #3 NPar(3) coding – Octet 7**

		Bits						
8	7	6	5	4	3	2	1	
x	x	x	x	x	x	x	x	Delay_max (maximum delay) (n milliseconds, n = 0 to 63)

**Table 11.58.50.7 – Standard information field – G.992.5 Annex M  
upstream STM TPS-TC #3 NPar(3) coding – Octet 8**

		Bits						
8	7	6	5	4	3	2	1	
x	x					x	x	Error_max (maximum bit error ratio)
x	x			x	x			INP_min (minimum impulse noise protection) (bits 2 and 1)
x	x		x					Reserved for allocation by ITU-T
x	x	x						Reserved for allocation by ITU-T

**Table 11.58.50.8 – Standard information field – G.992.5 Annex M  
upstream STM TPS-TC #3 NPar(3) coding – Octet 9**

		Bits						
8	7	6	5	4	3	2	1	
x	x	x	x	x	x	x	x	INP_min (minimum impulse noise protection) (bits 8 to 3)

**Table 11.58.50.9 – Standard information field – G.992.5 Annex M  
upstream STM TPS-TC #3 NPar(3) coding – Octet 10**

		Bits						
8	7	6	5	4	3	2	1	
x	x	x	x	x	x	x	1	Cpolicy ZERO
x	x	x	x	x	x	1	x	Cpolicy ONE
x	x	x	x	x	1	x	x	Reserved for allocation by ITU-T
x	x	x	x	1	x	x	x	Reserved for allocation by ITU-T
x	x	x	1	x	x	x	x	Reserved for allocation by ITU-T
x	x	1	x	x	x	x	x	Reserved for allocation by ITU-T
x	x	0	0	0	0	0	0	No parameters in this octet

**Table 11.58.51 – Standard information field – G.992.5 Annex M  
downstream ATM TPS-TC #3 NPar(3) coding – Octet 1**

		Bits						
8	7	6	5	4	3	2	1	
x	x	x	x	x	x	x	x	Net_min (minimum net data rate, bits 12 to 7)

**Table 11.58.51.1 – Standard information field – G.992.5 Annex M downstream ATM TPS-TC #3 NPar(3) coding – Octet 2**

		Bits						
8	7	6	5	4	3	2	1	
x	x	x	x	x	x	x	x	Net_min (minimum net data rate, bits 6 to 1)

**Table 11.58.51.2 – Standard information field – G.992.5 Annex M downstream ATM TPS-TC #3 NPar(3) coding – Octet 3**

		Bits						
8	7	6	5	4	3	2	1	
x	x	x	x	x	x	x	x	Net_max (maximum net data rate, bits 12 to 7)

**Table 11.58.51.3 – Standard information field – G.992.5 Annex M downstream ATM TPS-TC #3 NPar(3) coding – Octet 4**

		Bits						
8	7	6	5	4	3	2	1	
x	x	x	x	x	x	x	x	Net_max (maximum net data rate, bits 6 to 1)

**Table 11.58.51.4 – Standard information field – G.992.5 Annex M downstream ATM TPS-TC #3 NPar(3) coding – Octet 5**

		Bits						
8	7	6	5	4	3	2	1	
x	x	x	x	x	x	x	x	Net_reserve (minimum reserved net data rate, bits 12 to 7)

**Table 11.58.51.5 – Standard information field – G.992.5 Annex M downstream ATM TPS-TC #3 NPar(3) coding – Octet 6**

		Bits						
8	7	6	5	4	3	2	1	
x	x	x	x	x	x	x	x	Net_reserve (minimum reserved net data rate, bits 6 to 1)

**Table 11.58.51.6 – Standard information field – G.992.5 Annex M downstream ATM TPS-TC #3 NPar(3) coding – Octet 7**

		Bits						
8	7	6	5	4	3	2	1	
x	x	x	x	x	x	x	x	Delay_max (maximum delay) (n milliseconds, n = 0 to 63)

**Table 11.58.51.7 – Standard information field – G.992.5 Annex M downstream ATM TPS-TC #3 NPar(3) coding – Octet 8**

		Bits						
8	7	6	5	4	3	2	1	
x	x					x	x	Error_max (maximum bit error ratio)
x	x			x	x			INP_min (minimum impulse noise protection) (bits 2 and 1)
x	x		x					Reserved for allocation by ITU-T
x	x	x						IMA_flag



**Table 11.58.51.8 – Standard information field – G.992.5 Annex M  
downstream ATM TPS-TC #3 NPar(3) coding – Octet 9**

		Bits						
8	7	6	5	4	3	2	1	
x	x	x	x	x	x	x	x	G.992.5 Annex M downstream ATM TPS-TC #3 NPar(3)s – Octet 9
								INP_min (minimum impulse noise protection) (bits 8 to 3)

**Table 11.58.51.9 – Standard information field – G.992.5 Annex M  
downstream ATM TPS-TC #3 NPar(3) coding – Octet 10**

		Bits						
8	7	6	5	4	3	2	1	
x	x	x	x	x	x	x	1	Cipolicy ZERO
x	x	x	x	x	x	1	x	Cipolicy ONE
x	x	x	x	x	1	x	x	Reserved for allocation by ITU-T
x	x	x	x	1	x	x	x	Reserved for allocation by ITU-T
x	x	x	1	x	x	x	x	Reserved for allocation by ITU-T
x	x	1	x	x	x	x	x	Reserved for allocation by ITU-T
x	x	0	0	0	0	0	0	No parameters in this octet

**Table 11.58.52 – Standard information field – G.992.5 Annex M  
upstream ATM TPS-TC #3 NPar(3) coding – Octet 1**

		Bits						
8	7	6	5	4	3	2	1	
x	x	x	x	x	x	x	x	G.992.5 Annex M upstream ATM TPS-TC #3 NPar(3)s – Octet 1
								Net_min (minimum net data rate, bits 12 to 7)

**Table 11.58.52.1 – Standard information field – G.992.5 Annex M  
upstream ATM TPS-TC #3 NPar(3) coding – Octet 2**

		Bits						
8	7	6	5	4	3	2	1	
x	x	x	x	x	x	x	x	G.992.5 Annex M upstream ATM TPS-TC #3 NPar(3)s – Octet 2
								Net_min (minimum net data rate, bits 6 to 1)

**Table 11.58.52.2 – Standard information field – G.992.5 Annex M  
upstream ATM TPS-TC #3 NPar(3) coding – Octet 3**

		Bits						
8	7	6	5	4	3	2	1	
x	x	x	x	x	x	x	x	G.992.5 Annex M upstream ATM TPS-TC #3 NPar(3)s – Octet 3
								Net_max (maximum net data rate, bits 12 to 7)

**Table 11.58.52.3 – Standard information field – G.992.5 Annex M  
upstream ATM TPS-TC #3 NPar(3) coding – Octet 4**

		Bits						
8	7	6	5	4	3	2	1	
x	x	x	x	x	x	x	x	G.992.5 Annex M upstream ATM TPS-TC #3 NPar(3)s – Octet 4
								Net_max (maximum net data rate, bits 6 to 1)

**Table 11.58.52.4 – Standard information field – G.992.5 Annex M  
upstream ATM TPS-TC #3 NPar(3) coding – Octet 5**

		Bits						
8	7	6	5	4	3	2	1	
x	x	x	x	x	x	x	x	Net_reserve (minimum reserved net data rate, bits 12 to 7)

**Table 11.58.52.5 – Standard information field – G.992.5 Annex M  
upstream ATM TPS-TC #3 NPar(3) coding – Octet 6**

		Bits						
8	7	6	5	4	3	2	1	
x	x	x	x	x	x	x	x	Net_reserve (minimum reserved net data rate, bits 6 to 1)

**Table 11.58.52.6 – Standard information field – G.992.5 Annex M  
upstream ATM TPS-TC #3 NPar(3) coding – Octet 7**

		Bits						
8	7	6	5	4	3	2	1	
x	x	x	x	x	x	x	x	Delay_max (maximum delay) (n milliseconds, n = 0 to 63)

**Table 11.58.52.7 – Standard information field – G.992.5 Annex M  
upstream ATM TPS-TC #3 NPar(3) coding – Octet 8**

		Bits						
8	7	6	5	4	3	2	1	
x	x					x	x	Error_max (maximum bit error ratio)
x	x			x	x			INP_min (minimum impulse noise protection) (bits 2 and 1)
x	x		x					Reserved for allocation by ITU-T
x	x	x						IMA_flag

**Table 11.58.52.8 – Standard information field – G.992.5 Annex M  
upstream ATM TPS-TC #3 NPar(3) coding – Octet 9**

		Bits						
8	7	6	5	4	3	2	1	
x	x	x	x	x	x	x	x	INP_min (minimum impulse noise protection) (bits 8 to 3)

**Table 11.58.52.9 – Standard information field – G.992.5 Annex M  
upstream ATM TPS-TC #3 NPar(3) coding – Octet 10**

		Bits						
8	7	6	5	4	3	2	1	
x	x	x	x	x	x	x	1	CIpolicy ZERO
x	x	x	x	x	x	1	x	CIpolicy ONE
x	x	x	x	x	1	x	x	Reserved for allocation by ITU-T
x	x	x	x	1	x	x	x	Reserved for allocation by ITU-T
x	x	x	1	x	x	x	x	Reserved for allocation by ITU-T
x	x	1	x	x	x	x	x	Reserved for allocation by ITU-T
x	x	0	0	0	0	0	0	No parameters in this octet

**Table 11.58.53 – Standard information field – G.992.5 Annex M  
downstream PTM TPS-TC #3 NPar(3) coding – Octet 1**

8		7		6		5		4		3		2		1	
G.992.5 Annex M downstream PTM TPS-TC #3 NPar(3)s – Octet 1															
x	x	x	x	x	x	x	x	x	x	x	x	x	x	x	x
Net_min (minimum net data rate, bits 12 to 7)															

**Table 11.58.53.1 – Standard information field – G.992.5 Annex M  
downstream PTM TPS-TC #3 NPar(3) coding – Octet 2**

8		7		6		5		4		3		2		1	
G.992.5 Annex M downstream PTM TPS-TC #3 NPar(3)s – Octet 2															
x	x	x	x	x	x	x	x	x	x	x	x	x	x	x	x
Net_min (minimum net data rate, bits 6 to 1)															

**Table 11.58.53.2 – Standard information field – G.992.5 Annex M  
downstream PTM TPS-TC #3 NPar(3) coding – Octet 3**

8		7		6		5		4		3		2		1	
G.992.5 Annex M downstream PTM TPS-TC #3 NPar(3)s – Octet 3															
x	x	x	x	x	x	x	x	x	x	x	x	x	x	x	x
Net_max (maximum net data rate, bits 12 to 7)															

**Table 11.58.53.3 – Standard information field – G.992.5 Annex M  
downstream PTM TPS-TC #3 NPar(3) coding – Octet 4**

8		7		6		5		4		3		2		1	
G.992.5 Annex M downstream PTM TPS-TC #3 NPar(3)s – Octet 4															
x	x	x	x	x	x	x	x	x	x	x	x	x	x	x	x
Net_max (maximum net data rate, bits 6 to 1)															

**Table 11.58.53.4 – Standard information field – G.992.5 Annex M  
downstream PTM TPS-TC #3 NPar(3) coding – Octet 5**

8		7		6		5		4		3		2		1	
G.992.5 Annex M downstream PTM TPS-TC #3 NPar(3)s – Octet 5															
x	x	x	x	x	x	x	x	x	x	x	x	x	x	x	x
Net_reserve (minimum reserved net data rate, bits 12 to 7)															

**Table 11.58.53.5 – Standard information field – G.992.5 Annex M  
downstream PTM TPS-TC #3 NPar(3) coding – Octet 6**

8		7		6		5		4		3		2		1	
G.992.5 Annex M downstream PTM TPS-TC #3 NPar(3)s – Octet 6															
x	x	x	x	x	x	x	x	x	x	x	x	x	x	x	x
Net_reserve (minimum reserved net data rate, bits 6 to 1)															

**Table 11.58.53.6 – Standard information field – G.992.5 Annex M  
downstream PTM TPS-TC #3 NPar(3) coding – Octet 7**

8		7		6		5		4		3		2		1	
G.992.5 Annex M downstream PTM TPS-TC #3 NPar(3)s – Octet 7															
x	x	x	x	x	x	x	x	x	x	x	x	x	x	x	x
Delay_max (maximum delay) (n milliseconds, n = 0 to 63)															

**Table 11.58.53.7 – Standard information field – G.992.5 Annex M  
downstream PTM TPS-TC #3 NPar(3) coding – Octet 8**

		Bits						
8	7	6	5	4	3	2	1	
x	x					x	x	G.992.5 Annex M downstream PTM TPS-TC #3 NPar(3)s – Octet 8
x	x							Error_max (maximum bit error ratio)
x	x				x	x		INP_min (minimum impulse noise protection) (bits 2 and 1)
x	x			x				Reserved for allocation by ITU-T
x	x	x						Reserved for allocation by ITU-T

**Table 11.58.53.8 – Standard information field – G.992.5 Annex M  
downstream PTM TPS-TC #3 NPar(3) coding – Octet 9**

		Bits						
8	7	6	5	4	3	2	1	
x	x	x	x	x	x	x	x	G.992.5 Annex M downstream PTM TPS-TC #3 NPar(3)s – Octet 9
								INP_min (minimum impulse noise protection) (bits 8 to 3)

**Table 11.58.53.9 – Standard information field – G.992.5 Annex M  
downstream PTM TPS-TC #3 NPar(3) coding – Octet 10**

		Bits						
8	7	6	5	4	3	2	1	
x	x	x	x	x	x	x	1	G.992.5 Annex M downstream PTM TPS-TC #3 NPar(3)s – Octet 10
x	x	x	x	x	x	1	x	HDLC encapsulation
x	x	x	x	x	1	x	x	Reserved by ITU-T
x	x	x	x	1	x	x	x	Reserved by ITU-T
x	x	x	x	1	x	x	x	64/65-octet encapsulation with short packets
x	x	x	1	x	x	x	x	64/65-octet encapsulation with pre-emption
x	x	1	x	x	x	x	x	64/65-octet encapsulation supported

**Table 11.58.53.10 – Standard information field – G.992.5 Annex M  
downstream PTM TPS-TC #3 NPar(3) coding – Octet 11**

		Bits						
8	7	6	5	4	3	2	1	
x	x	x	x	x	x	x	1	G.992.5 Annex M downstream PTM TPS-TC #3 NPar(3)s – Octet 11
x	x	x	x	x	x	1	x	CIpolicy ZERO
x	x	x	x	x	1	x	x	CIpolicy ONE
x	x	x	x	1	x	x	x	Reserved for allocation by ITU-T
x	x	x	x	1	x	x	x	Reserved for allocation by ITU-T
x	x	x	1	x	x	x	x	Reserved for allocation by ITU-T
x	x	1	x	x	x	x	x	Reserved for allocation by ITU-T
x	x	0	0	0	0	0	0	No parameters in this octet

**Table 11.58.54 – Standard information field – G.992.5 Annex M  
upstream PTM TPS-TC #3 NPar(3) coding – Octet 1**

		Bits						
8	7	6	5	4	3	2	1	
x	x	x	x	x	x	x	x	G.992.5 Annex M upstream PTM TPS-TC #3 NPar(3)s – Octet 1
								Net_min (minimum net data rate, bits 12 to 7)

**Table 11.58.54.1 – Standard information field – G.992.5 Annex M  
upstream PTM TPS-TC #3 NPar(3) coding – Octet 2**

		Bits						
8	7	6	5	4	3	2	1	
x	x	x	x	x	x	x	x	G.992.5 Annex M upstream PTM TPS-TC #3 NPar(3)s – Octet 2
								Net_min (minimum net data rate, bits 6 to 1)

**Table 11.58.54.2 – Standard information field – G.992.5 Annex M  
upstream PTM TPS-TC #3 NPar(3) coding – Octet 3**

		Bits						
8	7	6	5	4	3	2	1	
x	x	x	x	x	x	x	x	G.992.5 Annex M upstream PTM TPS-TC #3 NPar(3)s – Octet 3
								Net_max (maximum net data rate, bits 12 to 7)

**Table 11.58.54.3 – Standard information field – G.992.5 Annex M  
upstream PTM TPS-TC #3 NPar(3) coding – Octet 4**

		Bits						
8	7	6	5	4	3	2	1	
x	x	x	x	x	x	x	x	G.992.5 Annex M upstream PTM TPS-TC #3 NPar(3)s – Octet 4
								Net_max (maximum net data rate, bits 6 to 1)

**Table 11.58.54.4 – Standard information field – G.992.5 Annex M  
upstream PTM TPS-TC #3 NPar(3) coding – Octet 5**

		Bits						
8	7	6	5	4	3	2	1	
x	x	x	x	x	x	x	x	G.992.5 Annex M upstream PTM TPS-TC #3 NPar(3)s – Octet 5
								Net_reserve (minimum reserved net data rate, bits 12 to 7)

**Table 11.58.54.5 – Standard information field – G.992.5 Annex M  
upstream PTM TPS-TC #3 NPar(3) coding – Octet 6**

		Bits						
8	7	6	5	4	3	2	1	
x	x	x	x	x	x	x	x	G.992.5 Annex M upstream PTM TPS-TC #3 NPar(3)s – Octet 6
								Net_reserve (minimum reserved net data rate, bits 6 to 1)

**Table 11.58.54.6 – Standard information field – G.992.5 Annex M  
upstream PTM TPS-TC #3 NPar(3) coding – Octet 7**

		Bits						
8	7	6	5	4	3	2	1	
x	x	x	x	x	x	x	x	G.992.5 Annex M upstream PTM TPS-TC #3 NPar(3)s – Octet 7
								Delay_max (maximum delay) (n milliseconds, n = 0 to 63)

**Table 11.58.54.7 – Standard information field – G.992.5 Annex M  
upstream PTM TPS-TC #3 NPar(3) coding – Octet 8**

		Bits						
8	7	6	5	4	3	2	1	
x	x					x	x	G.992.5 Annex M upstream PTM TPS-TC #3 NPar(3)s – Octet 8
								Error_max (maximum bit error ratio)
x	x			x	x			INP_min (minimum impulse noise protection) (bits 2 and 1)
x	x		x					Reserved for allocation by ITU-T
x	x	x						Reserved for allocation by ITU-T

**Table 11.58.54.8 – Standard information field – G.992.5 Annex M  
upstream PTM TPS-TC #3 NPar(3) coding – Octet 9**

		Bits						
8	7	6	5	4	3	2	1	
x	x	x	x	x	x	x	x	G.992.5 Annex M upstream PTM TPS-TC #3 NPar(3)s – Octet 9
x	x	x	x	x	x	x	x	INP_min (minimum impulse noise protection) (bits 8 to 3)

**Table 11.58.54.9 – Standard information field – G.992.5 Annex M  
upstream PTM TPS-TC #3 NPar(3) coding – Octet 10**

		Bits						
8	7	6	5	4	3	2	1	
x	x	x	x	x	x	x	1	HDLC encapsulation
x	x	x	x	x	x	1	x	Reserved by ITU-T
x	x	x	x	x	1	x	x	Reserved by ITU-T
x	x	x	x	1	x	x	x	64/65-octet encapsulation with short packets
x	x	x	1	x	x	x	x	64/65-octet encapsulation with pre-emption
x	x	1	x	x	x	x	x	64/65-octet encapsulation supported

**Table 11.58.54.10 – Standard information field – G.992.5 Annex M  
upstream PTM TPS-TC #3 NPar(3) coding – Octet 11**

		Bits						
8	7	6	5	4	3	2	1	
x	x	x	x	x	x	x	1	CIpolicy ZERO
x	x	x	x	x	x	1	x	CIpolicy ONE
x	x	x	x	x	1	x	x	Reserved for allocation by ITU-T
x	x	x	x	1	x	x	x	Reserved for allocation by ITU-T
x	x	x	1	x	x	x	x	Reserved for allocation by ITU-T
x	x	1	x	x	x	x	x	Reserved for allocation by ITU-T
x	x	0	0	0	0	0	0	No parameters in this octet

**Table 11.58.55 – Standard information field – G.992.5 Annex M  
downstream PMS-TC latency path #3 NPar(3) coding – Octet 1**

		Bits						
8	7	6	5	4	3	2	1	
x	x	x	x	x	x	x	x	G.992.5 Annex M downstream PMS-TC latency path #3 NPar(3)s – Octet 1
x	x	x	x	x	x	x	x	Net_max (maximum net data rate, bits 12 to 7)

**Table 11.58.55.1 – Standard information field – G.992.5 Annex M  
downstream PMS-TC latency path #3 NPar(3) coding – Octet 2**

		Bits						
8	7	6	5	4	3	2	1	
x	x	x	x	x	x	x	x	G.992.5 Annex M downstream PMS-TC latency path #3 NPar(3)s – Octet 2
x	x	x	x	x	x	x	x	Net_max (maximum net data rate, bits 6 to 1)

**Table 11.58.55.2 – Standard information field – G.992.5 Annex M downstream PMS-TC latency path #3 NPar(3) coding – Octet 3**

		Bits						
8	7	6	5	4	3	2	1	
x	x			x	x	x	x	$R_{3\max}$ value ( $2^n$ , $n = 0$ to $15$ )
x	x	x	x					Reserved for allocation by ITU-T

**Table 11.58.55.3 – Standard information field – G.992.5 Annex M downstream PMS-TC latency path #3 NPar(3) coding – Octet 4**

		Bits						
8	7	6	5	4	3	2	1	
x	x				x	x	x	$D_{3\max}$ value ( $2^n$ , $n = 0$ to $7$ )
x	x	x	x	x				Reserved for allocation by ITU-T

**Table 11.58.56 – Standard information field – G.992.5 Annex M upstream PMS-TC latency path #3 NPar(3) coding – Octet 1**

		Bits						
8	7	6	5	4	3	2	1	
x	x	x	x	x	x	x	x	$Net_{\max}$ (maximum net data rate, bits 12 to 7)

**Table 11.58.56.1 – Standard information field – G.992.5 Annex M upstream PMS-TC latency path #3 NPar(3) coding – Octet 2**

		Bits						
8	7	6	5	4	3	2	1	
x	x	x	x	x	x	x	x	$Net_{\max}$ (maximum net data rate, bits 6 to 1)

**Table 11.58.56.2 – Standard information field – G.992.5 Annex M upstream PMS-TC latency path #3 NPar(3) coding – Octet 3**

		Bits						
8	7	6	5	4	3	2	1	
x	x			x	x	x	x	$R_{3\max}$ value ( $2^n$ , $n = 0$ to $15$ )
x	x	x	x					Reserved for allocation by ITU-T

**Table 11.58.56.3 – Standard information field – G.992.5 Annex M upstream PMS-TC latency path #3 NPar(3) coding – Octet 4**

		Bits						
8	7	6	5	4	3	2	1	
x	x				x	x	x	$D_{3\max}$ value ( $2^n$ , $n = 0$ to $7$ )
x	x	x	x	x				Reserved for allocation by ITU-T

### 9.4.30 G.993.1 Par(2)/Par(3) parameters

**Table 11.59 – Standard information field – G.993.1 NPar(2) coding**

		Bits						
8	7	6	5	4	3	2	1	G.993.1 NPar(2)s
x	x	x	x	x	x	x	1	Upstream use of optional band (OptUp)
x	x	x	x	x	x	1	x	Downstream use of optional band (OptDn)
x	x	x	x	x	1	x	x	PSD reduction (PSDRed)
x	x	x	x	1	x	x	x	PTM
x	x	x	1	x	x	x	x	ATM
x	x	1	x	x	x	x	x	G.997.1 – Clear EOC OAM
x	x	0	0	0	0	0	0	No parameters in this octet

**Table 11.60 – Standard information field – G.993.1 SPar(2) coding**

		Bits						
8	7	6	5	4	3	2	1	G.993.1 SPar(2)s
x	x	x	x	x	x	x	1	Reserved for use by ITU-T
x	x	x	x	x	x	1	x	Used bands in upstream (Note)
x	x	x	x	x	1	x	x	Used bands in downstream (Note)
x	x	x	x	1	x	x	x	IDFT/DFT size
x	x	x	1	x	x	x	x	Initial length of CE
x	x	1	x	x	x	x	x	RFI bands (Note)
x	x	0	0	0	0	0	0	No parameters in this octet

NOTE – The length of the corresponding NPar(3) field is variable and is a multiple of 4 octets. The length depends on the total number of bands "j" to be specified. "j" is the band index (starting from 1).

**Table 11.60.2.4j-4 – Standard information field – G.993.1 used bands in upstream NPar(3) coding – Octet 4j – 3 (j = 1, 2)**

		Bits						
8	7	6	5	4	3	2	1	G.993.1 used bands in upstream NPar(3)s – Octet 4j – 3 (j = 1, 2)
x	x	x	x	x	x	x	x	End tone index of band j (bits 12 to 7)

**Table 11.60.2.4j-3 – Standard information field – G.993.1 used bands in upstream NPar(3) coding – Octet 4j – 2 (j = 1, 2)**

		Bits						
8	7	6	5	4	3	2	1	G.993.1 used bands in upstream NPar(3)s – Octet 4j – 2 (j = 1, 2)
x	x	x	x	x	x	x	x	End tone index of band j (bits 6 to 1)

**Table 11.60.2.4j-2 – Standard information field – G.993.1 used bands in upstream NPar(3) coding – Octet 4j – 1 (j = 1, 2)**

		Bits						
8	7	6	5	4	3	2	1	G.993.1 used bands in upstream NPar(3)s – Octet 4j – 1 (j = 1, 2)
x	x	x	x	x	x	x	x	Start tone index of band j (bits 12 to 7)



**Table 11.60.2.4j-1 – Standard information field – G.993.1  
used bands in upstream NPar(3) coding – Octet 4j (j = 1, 2)**

		Bits						
8	7	6	5	4	3	2	1	
x	x	x	x	x	x	x	x	G.993.1 used bands in upstream NPar(3)s – Octet 4j (j = 1, 2)
								Start tone index of band j (bits 6 to 1)

**Table 11.60.3.4j-4 – Standard information field – G.993.1  
used bands in downstream NPar(3) coding – Octet 4j – 3 (j = 1, 2)**

		Bits						
8	7	6	5	4	3	2	1	
x	x	x	x	x	x	x	x	G.993.1 used bands in downstream NPar(3)s – Octet 4j – 3 (j = 1, 2)
								End tone index of band j (bits 12 to 7)

**Table 11.60.3.4j-3 – Standard information field – G.993.1  
used bands in downstream NPar(3) coding – Octet 4j – 2 (j = 1, 2)**

		Bits						
8	7	6	5	4	3	2	1	
x	x	x	x	x	x	x	x	G.993.1 used bands in downstream NPar(3)s – Octet 4j – 2 (j = 1, 2)
								End tone index of band j (bits 6 to 1)

**Table 11.60.3.4j-2 – Standard information field – G.993.1  
used bands in downstream NPar(3) coding – Octet 4j – 1 (j = 1, 2)**

		Bits						
8	7	6	5	4	3	2	1	
x	x	x	x	x	x	x	x	G.993.1 used bands in downstream NPar(3)s – Octet 4j – 1 (j = 1, 2)
								Start tone index of band j (bits 12 to 7)

**Table 11.60.3.4j-1 – Standard information field – G.993.1  
used bands in downstream NPar(3) coding – Octet 4j (j = 1, 2)**

		Bits						
8	7	6	5	4	3	2	1	
x	x	x	x	x	x	x	x	G.993.1 used bands in downstream NPar(3)s – Octet 4j (j = 1, 2)
								Start tone index of band j (bits 6 to 1)

**Table 11.60.4 – Standard information field – G.993.1 IDFT/DFT size NPar(3) coding**

		Bits						
8	7	6	5	4	3	2	1	
x	x	x	x	x	x	x	x	G.993.1 IDFT/DFT size NPar(3)s
								IDFT/DFT size (bits 6-1 × 256 points)

**Table 11.60.5 – Standard information field – G.993.1  
initial length of CE NPar(3) coding – Octet 1**

		Bits						
8	7	6	5	4	3	2	1	
x	x	x	x	x	x	x	x	G.993.1 Initial length of CE NPar(3)s – Octet 1
								Initial sample length of cyclic extension (bits 12 to 7)

**Table 11.60.5.1 – Standard information field – G.993.1  
initial length of CE NPar(3) coding – Octet 2**

Bits							G.993.1 initial length of CE NPar(3)s – Octet 2
8	7	6	5	4	3	2	1
x	x	x	x	x	x	x	x
Initial sample length of cyclic extension (bits 6 to 1)							

**Table 11.60.6.4j-4 – Standard information field – G.993.1  
RFI bands NPar(3) coding – Octet 4j – 3 (j = 1, 2, 3, 4, 5)**

Bits							G.993.1 RFI bands NPar(3)s – Octet 4j – 3 (j = 1, 2, 3, 4, 5)
8	7	6	5	4	3	2	1
x	x	x	x	x	x	x	x
End tone index of band j (bits 12 to 7)							

**Table 11.60.6.4j-3 – Standard information field – G.993.1  
RFI bands NPar(3) coding – Octet 4j – 2 (j = 1, 2, 3, 4, 5)**

Bits							G.993.1 RFI bands NPar(3)s – Octet 4j – 2 (j = 1, 2, 3, 4, 5)
8	7	6	5	4	3	2	1
x	x	x	x	x	x	x	x
End tone index of band j (bits 6 to 1)							

**Table 11.60.6.4j-2 – Standard information field – G.993.1  
RFI bands NPar(3) coding – Octet 4j – 1 (j = 1, 2, 3, 4, 5)**

Bits							G.993.1 RFI bands NPar(3)s – Octet 4j – 1 (j = 1, 2, 3, 4, 5)
8	7	6	5	4	3	2	1
x	x	x	x	x	x	x	x
Start tone index of band j (bits 12 to 7)							

**Table 11.60.6.4j-1 – Standard information field – G.993.1  
RFI bands NPar(3) coding – Octet 4j (j = 1, 2, 3, 4, 5)**

Bits							G.993.1 RFI bands NPar(3)s – Octet 4j (j = 1, 2, 3, 4, 5)
8	7	6	5	4	3	2	1
x	x	x	x	x	x	x	x
Start tone index of band j (bits 6 to 1)							

#### 9.4.31 G.993.1 Annex I Par(2)/Par(3) parameters

**Table 11.61 – Standard information field – G.993.1 Annex I NPar(2) coding**

Bits							G.993.1 Annex I NPar(2)s	
8	7	6	5	4	3	2	1	
x	x	x	x	x	x	x	1	Upstream use of optional band (OptUp)
x	x	x	x	x	x	1	x	Downstream use of optional band (OptDn)
x	x	x	x	x	1	x	x	PSD reduction (PSDRed)
x	x	x	x	1	x	x	x	PTM
x	x	x	1	x	x	x	x	ATM
x	x	1	x	x	x	x	x	G.997.1 – Clear EOC OAM
x	x	0	0	0	0	0	0	No parameters in this octet

**Table 11.62 – Standard information field – G.993.1 Annex I SPar(2) coding**

		Bits						G.993.1 Annex I SPar(2)s
8	7	6	5	4	3	2	1	
x	x	x	x	x	x	x	1	DF_STP
x	x	x	x	x	x	1	x	Reserved for use by ITU-T
x	x	x	x	x	1	x	x	Reserved for use by ITU-T
x	x	x	x	1	x	x	x	Reserved for use by ITU-T
x	x	x	1	x	x	x	x	Reserved for use by ITU-T
x	x	1	x	x	x	x	x	Reserved for use by ITU-T
x	x	0	0	0	0	0	0	No parameters in this octet

**Table 11.62.1 – Standard information field – G.993.1 Annex I DF\_STP NPar(3) coding – Octet 1**

		Bits						G.993.1 Annex I DF_STP
8	7	6	5	4	3	2	1	
x	x	0	0	x	x	x	x	1D symbol rate profile <i>s</i> (bits 10 to 7)

**Table 11.62.1.1 – Standard information field – G.993.1 Annex I DF\_STP NPar(3) coding – Octet 2**

		Bits						G.993.1 Annex I DF_STP
8	7	6	5	4	3	2	1	
x	x	x	x	x	x	x	x	1D symbol rate profile <i>s</i> (bits 6 to 1)

**Table 11.62.1.2 – Standard information field – G.993.1 Annex I DF\_STP NPar(3) coding – Octet 3**

		Bits						G.993.1 Annex I DF_STP
8	7	6	5	4	3	2	1	
x	x	0	x	x	x	x	x	1D centre frequency profile <i>k</i> (bits 11 to 7)

**Table 11.62.1.3 – Standard information field – G.993.1 Annex I DF\_STP NPar(3) coding – Octet 4**

		Bits						G.993.1 Annex I DF_STP
8	7	6	5	4	3	2	1	
x	x	x	x	x	x	x	x	1D centre frequency profile <i>k</i> (bits 6 to 1)

**Table 11.62.1.4 – Standard information field – G.993.1 Annex I DF\_STP NPar(3) coding – Octet 5**

		Bits						G.993.1 Annex I DF_STP
8	7	6	5	4	3	2	1	
x	x	0	0	x	x	x	x	1D constellation size <i>M</i> (bits 4 to 1)

**Table 11.62.1.5 – Standard information field – G.993.1 Annex I  
DF\_STP NPar(3) coding – Octet 6**

		Bits						
8	7	6	5	4	3	2	1	G.993.1 Annex I DF_STP
x	x	0	0	0	0	x	x	1D PSD level code (bits 8 to 7)

**Table 11.62.1.6 – Standard information field – G.993.1 Annex I  
DF\_STP NPar(3) coding – Octet 7**

		Bits						
8	7	6	5	4	3	2	1	G.993.1 Annex I DF_STP
x	x	x	x	x	x	x	x	1D PSD level (bits 6 to 1)

**Table 11.62.1.7 – Standard information field – G.993.1 Annex I  
DF\_STP NPar(3) coding – Octet 8**

		Bits						
8	7	6	5	4	3	2	1	G.993.1 Annex I DF_STP
x	x	0	0	x	x	x	x	U symbol rate profile $s$ (bits 10 to 7)

**Table 11.62.1.8 – Standard information field – G.993.1 Annex I  
DF\_STP NPar(3) coding – Octet 9**

		Bits						
8	7	6	5	4	3	2	1	G.993.1 Annex I DF_STP
x	x	x	x	x	x	x	x	1U symbol rate profile $s$ (bits 6 to 1)

**Table 11.62.1.9 – Standard information field – G.993.1 Annex I  
DF\_STP NPar(3) coding – Octet 10**

		Bits						
8	7	6	5	4	3	2	1	G.993.1 Annex I DF_STP
x	x	0	x	x	x	x	x	1U centre frequency profile $k$ (bits 11 to 7)

**Table 11.62.1.10 – Standard information field – G.993.1 Annex I  
DF\_STP NPar(3) coding – Octet 11**

		Bits						
8	7	6	5	4	3	2	1	G.993.1 Annex I DF_STP
x	x	x	x	x	x	x	x	1U centre frequency profile $k$ (bits 6 to 1)

**Table 11.62.1.11 – Standard information field – G.993.1 Annex I  
DF\_STP NPar(3) coding – Octet 12**

		Bits						
8	7	6	5	4	3	2	1	G.993.1 Annex I DF_STP
x	x	0	0	x	x	x	x	1U constellation size $M$ (bits 4 to 1)

**Table 11.62.1.12 – Standard information field – G.993.1 Annex I  
DF\_STP NPar(3) coding – Octet 13**

Bits		G.993.1 Annex I DF_STP					
8	7	6	5	4	3	2	1
x	x	0	0	0	0	x	x

1U PSD level code (bits 8 to 7)

**Table 11.62.1.13 – Standard information field – G.993.1 Annex I  
DF\_STP NPar(3) coding – Octet 14**

Bits		G.993.1 Annex I DF_STP					
8	7	6	5	4	3	2	1
x	x	x	x	x	x	x	x

U PSD level (bits 6 to 1)

**Table 11.62.1.14 – Standard information field – G.993.1 Annex I  
DF\_STP NPar(3) coding – Octet 15**

Bits		G.993.1 Annex I DF_STP					
8	7	6	5	4	3	2	1
x	x	0	0	0	0	x	x

STARTUP PSD\_REF (bits 8 to 7)

**Table 11.62.1.15 – Standard information field – G.993.1 Annex I  
DF\_STP NPar(3) coding – Octet 16**

Bits		G.993.1 Annex I DF_STP					
8	7	6	5	4	3	2	1
x	x	x	x	x	x	x	x

STARTUP PSD\_REF (bits 6 to 1)

#### 9.4.32 G.991.2 variable silence period Par(2)/Par(3) parameters

**Table 11.63 – Standard information field – Variable silence period NPar(2) coding**

Bits		Variable silence period NPar(2)s					
8	7	6	5	4	3	2	1
x	x	x	x	x	x	x	x

Variable silence period length  $(n+1) \times 10$  seconds,  $n = 0$  to 63.

#### 9.4.33 G.992.5 Annex C Par(2)/Par(3) parameters

**Table 11.65 – Standard information field – G.992.5 Annex C NPar(2) coding**

Bits		G.992.5 Annex C NPar(2)s					
8	7	6	5	4	3	2	1
x	x	x	x	x	x	x	1
x	x	x	x	x	x	1	x
x	x	x	x	x	1	x	x
x	x	x	x	1	x	x	x
x	x	x	1	x	x	x	x
x	x	1	x	x	x	x	x
x	x	0	0	0	0	0	0

NTR  
Reserved for allocation by ITU-T  
Diagnostics mode  
Reserved for allocation by ITU-T  
Reserved for allocation by ITU-T  
Reserved for allocation by ITU-T  
No parameters in this octet

**Table 11.66 – Standard information field – G.992.5 Annex C SPar(2) coding – Octet 1**

		Bits						G.992.5 Annex C SPar(2)s – Octet 1
8	7	6	5	4	3	2	1	
x	x	x	x	x	x	x	1	Spectrum bounds upstream
x	x	x	x	x	x	1	x	Spectrum shaping upstream
x	x	x	x	x	1	x	x	Spectrum bounds downstream
x	x	x	x	1	x	x	x	Spectrum shaping downstream
x	x	x	1	x	x	x	x	Transmit signal images above the Nyquist frequency
x	x	1	x	x	x	x	x	Sub-annex
x	x	0	0	0	0	0	0	No parameters in this octet

**Table 11.66.0.1 – Standard information field – G.992.5 Annex C SPar(2) coding – Octet 2**

		Bits						G.992.5 Annex C SPar(2)s – Octet 2
8	7	6	5	4	3	2	1	
x	x	x	x	x	x	x	1	Downstream overhead data rate
x	x	x	x	x	x	1	x	Upstream overhead data rate
x	x	x	x	x	1	x	x	Maximum number of downstream TPS-TC functions of each type
x	x	x	x	1	x	x	x	Maximum number of upstream TPS-TC functions of each type
x	x	x	1	x	x	x	x	Reserved for allocation by ITU-T
x	x	1	x	x	x	x	x	Reserved for allocation by ITU-T
x	x	0	0	0	0	0	0	No parameters in this octet

**Table 11.66.0.2 – Standard information field – G.992.5 Annex C SPar(2) coding – Octet 3**

		Bits						G.992.5 Annex C SPar(2)s – Octet 3
8	7	6	5	4	3	2	1	
x	x	x	x	x	x	x	1	Reserved for allocation by ITU-T
x	x	x	x	x	x	1	x	Reserved for allocation by ITU-T
x	x	x	x	x	1	x	x	Downstream ATM TPS-TC #0
x	x	x	x	1	x	x	x	Upstream ATM TPS-TC #0
x	x	x	1	x	x	x	x	Reserved for allocation by ITU-T
x	x	1	x	x	x	x	x	Reserved for allocation by ITU-T
x	x	0	0	0	0	0	0	No parameters in this octet

**Table 11.66.0.3 – Standard information field – G.992.5 Annex C SPar(2) coding – Octet 4**

		Bits						G.992.5 Annex C SPar(2)s – Octet 4
8	7	6	5	4	3	2	1	
x	x	x	x	x	x	x	1	Downstream PMS-TC latency path #0 supported
x	x	x	x	x	x	1	x	Upstream PMS-TC latency path #0 supported
x	x	x	x	x	1	x	x	Reserved for allocation by ITU-T
x	x	x	x	1	x	x	x	Reserved for allocation by ITU-T
x	x	x	1	x	x	x	x	Reserved for allocation by ITU-T
x	x	1	x	x	x	x	x	Reserved for allocation by ITU-T
x	x	0	0	0	0	0	0	No parameters in this octet

**Table 11.66.0.4 – Standard information field – G.992.5 Annex C SPar(2) coding – Octet 5**

		Bits						
								G.992.5 Annex C SPar(2)s – Octet 5
8	7	6	5	4	3	2	1	
x	x	x	x	x	x	x	1	Reserved for allocation by ITU-T
x	x	x	x	x	x	1	x	Reserved for allocation by ITU-T
x	x	x	x	x	1	x	x	Downstream ATM TPS-TC #1
x	x	x	x	1	x	x	x	Upstream ATM TPS-TC #1
x	x	x	1	x	x	x	x	Reserved for allocation by ITU-T
x	x	1	x	x	x	x	x	Reserved for allocation by ITU-T
x	x	0	0	0	0	0	0	No parameters in this octet

**Table 11.66.0.5 – Standard information field – G.992.5 Annex C SPar(2) coding – Octet 6**

		Bits						
								G.992.5 Annex C SPar(2)s – Octet 6
8	7	6	5	4	3	2	1	
x	x	x	x	x	x	x	1	Downstream PMS-TC latency path #1 supported
x	x	x	x	x	x	1	x	Upstream PMS-TC latency path #1 supported
x	x	x	x	x	1	x	x	Reserved for allocation by ITU-T
x	x	x	x	1	x	x	x	Reserved for allocation by ITU-T
x	x	x	1	x	x	x	x	Reserved for allocation by ITU-T
x	x	1	x	x	x	x	x	Reserved for allocation by ITU-T
x	x	0	0	0	0	0	0	No parameters in this octet

**Table 11.66.0.6 – Standard information field – G.992.5 Annex C SPar(2) coding – Octet 7**

		Bits						
								G.992.5 Annex C SPar(2)s – Octet 7
8	7	6	5	4	3	2	1	
x	x	x	x	x	x	x	1	Reserved for allocation by ITU-T
x	x	x	x	x	x	1	x	Reserved for allocation by ITU-T
x	x	x	x	x	1	x	x	Downstream ATM TPS-TC #2
x	x	x	x	1	x	x	x	Upstream ATM TPS-TC #2
x	x	x	1	x	x	x	x	Reserved for allocation by ITU-T
x	x	1	x	x	x	x	x	Reserved for allocation by ITU-T
x	x	0	0	0	0	0	0	No parameters in this octet

**Table 11.66.0.7 – Standard information field – G.992.5 Annex C SPar(2) coding – Octet 8**

		Bits						
								G.992.5 Annex C SPar(2)s – Octet 8
8	7	6	5	4	3	2	1	
x	x	x	x	x	x	x	1	Downstream PMS-TC latency path #2 supported
x	x	x	x	x	x	1	x	Upstream PMS-TC latency path #2 supported
x	x	x	x	x	1	x	x	Reserved for allocation by ITU-T
x	x	x	x	1	x	x	x	Reserved for allocation by ITU-T
x	x	x	1	x	x	x	x	Reserved for allocation by ITU-T
x	x	1	x	x	x	x	x	Reserved for allocation by ITU-T
x	x	0	0	0	0	0	0	No parameters in this octet

**Table 11.66.0.8 – Standard information field – G.992.5 Annex C SPar(2) coding – Octet 9**

		Bits						
8	7	6	5	4	3	2	1	G.992.5 Annex C SPar(2)s – Octet 9
x	x	x	x	x	x	x	1	Reserved for allocation by ITU-T
x	x	x	x	x	x	1	x	Reserved for allocation by ITU-T
x	x	x	x	x	1	x	x	Downstream ATM TPS-TC #3
x	x	x	x	1	x	x	x	Upstream ATM TPS-TC #3
x	x	x	1	x	x	x	x	Reserved for allocation by ITU-T
x	x	1	x	x	x	x	x	Reserved for allocation by ITU-T
x	x	0	0	0	0	0	0	No parameters in this octet

**Table 11.66.0.9 – Standard information field – G.992.5 Annex C SPar(2) coding – Octet 10**

		Bits						
8	7	6	5	4	3	2	1	G.992.5 Annex C SPar(2)s – Octet 10
x	x	x	x	x	x	x	1	Downstream PMS-TC latency path #3 supported
x	x	x	x	x	x	1	x	Upstream PMS-TC latency path #3 supported
x	x	x	x	x	1	x	x	Reserved for allocation by ITU-T
x	x	x	x	1	x	x	x	Reserved for allocation by ITU-T
x	x	x	1	x	x	x	x	Reserved for allocation by ITU-T
x	x	1	x	x	x	x	x	Reserved for allocation by ITU-T
x	x	0	0	0	0	0	0	No parameters in this octet

**Table 11.66.1 – Standard information field – G.992.5 Annex C spectrum bounds upstream NPar(3) coding – Octet 1**

		Bits						
8	7	6	5	4	3	2	1	G.992.5 Annex C spectrum bounds upstream NPar(3)s – Octet 1
x	x	0	0	0	x	x	x	NOMPSDus (bits 9 to 7)

**Table 11.66.1.1 – Standard information field – G.992.5 Annex C spectrum bounds upstream NPar(3) coding – Octet 2**

		Bits						
8	7	6	5	4	3	2	1	G.992.5 Annex C spectrum bounds upstream NPar(3)s – Octet 2
x	x	x	x	x	x	x	x	NOMPSDus (bits 6 to 1)

**Table 11.66.1.2 – Standard information field – G.992.5 Annex C spectrum bounds upstream NPar(3) coding – Octet 3**

		Bits						
8	7	6	5	4	3	2	1	G.992.5 Annex C spectrum bounds upstream NPar(3)s – Octet 3
x	x	0	0	0	x	x	x	MAXNOMPSDus (bits 9 to 7)



**Table 11.66.1.3 – Standard information field – G.992.5 Annex C  
spectrum bounds upstream NPar(3) coding – Octet 4**

		Bits						
8	7	6	5	4	3	2	1	
x	x	x	x	x	x	x	x	G.992.5 Annex C spectrum bounds upstream NPar(3)s – Octet 4 MAXNOMPSDus (bits 6 to 1)

**Table 11.66.1.4 – Standard information field – G.992.5 Annex C  
spectrum bounds upstream NPar(3) coding – Octet 5**

		Bits						
8	7	6	5	4	3	2	1	
x	x	0	0	0	x	x	x	G.992.5 Annex C spectrum bounds upstream NPar(3)s – Octet 5 MAXNOMATPus (bits 9 to 7)

**Table 11.66.1.5 – Standard information field – G.992.5 Annex C  
spectrum bounds upstream NPar(3) coding – Octet 6**

		Bits						
8	7	6	5	4	3	2	1	
x	x	x	x	x	x	x	x	G.992.5 Annex C spectrum bounds upstream NPar(3)s – Octet 6 MAXNOMATPus (bits 6 to 1)

**Table 11.66.2 – Standard information field – G.992.5 Annex C  
spectrum shaping upstream NPar(3) coding – Octet 1**

		Bits						
8	7	6	5	4	3	2	1	
x	x	x	x	x	x	x	x	G.992.5 Annex C spectrum shaping upstream NPar(3)s – Octet 1 "First" subcarrier index i (bits 12 to 7)

**Table 11.66.2.1 – Standard information field – G.992.5 Annex C  
spectrum shaping upstream NPar(3) coding – Octet 2**

		Bits						
8	7	6	5	4	3	2	1	
x	x	x	x	x	x	x	x	G.992.5 Annex C spectrum shaping upstream NPar(3)s – Octet 2 "First" subcarrier index i (bits 6 to 1)

**Table 11.66.2.2 – Standard information field – G.992.5 Annex C  
spectrum shaping upstream NPar(3) coding – Octet 3**

		Bits						
8	7	6	5	4	3	2	1	
		x						G.992.5 Annex C spectrum shaping upstream NPar(3)s – Octet 3 "First" subcarrier in supported set
x	x	0	0	0	0	0	x	"First" log <sub>2</sub> tss <sub>i</sub> (bit 7)

**Table 11.66.2.3 – Standard information field – G.992.5 Annex C  
spectrum shaping upstream NPar(3) coding – Octet 4**

		Bits						
8	7	6	5	4	3	2	1	
x	x	x	x	x	x	x	x	G.992.5 Annex C spectrum shaping upstream NPar(3)s – Octet 4 "First" log <sub>2</sub> tss <sub>i</sub> (bits 6 to 1)

**Table 11.66.2.4\*(j-1) – Standard information field – G.992.5 Annex C  
spectrum shaping upstream NPar(3) coding – Octet 4\*(j-1)+1**

8 7		Bits					G.992.5 Annex C spectrum shaping upstream NPar(3)s – Octet 4*(j-1)+1	
x x		6	5	4	3	2		1
x x		x	x	x	x	x	x	"Last" subcarrier index i (bits 12 to 7)

NOTE – j is the number of subcarrier indices used to specify the spectral shape.

**Table 11.66.2.4\*(j-1)+1 – Standard information field – G.992.5 Annex C  
spectrum shaping upstream NPar(3) coding – Octet 4\*(j-1)+2**

8 7		Bits					G.992.5 Annex C spectrum shaping upstream NPar(3)s – Octet 4*(j-1)+2	
x x		6	5	4	3	2		1
x x		x	x	x	x	x	x	"Last" subcarrier index i (bits 6 to 1)

NOTE – j is the number of subcarrier indices used to specify the spectral shape.

**Table 11.66.2.4\*(j-1)+2 – Standard information field – G.992.5 Annex C  
spectrum shaping upstream NPar(3) coding – Octet 4\*(j-1)+3**

8 7		Bits					G.992.5 Annex C spectrum shaping upstream NPar(3)s – Octet 4*(j-1)+3	
x x		6	5	4	3	2		1
		x						"Last" subcarrier in supported set
x x			0	0	0	0	x	"Last" log <sub>2</sub> tss <sub>i</sub> (bit 7)

NOTE – j is the number of subcarrier indices used to specify the spectral shape.

**Table 11.66.2.4\*(j-1)+3 – Standard information field – G.992.5 Annex C  
spectrum shaping upstream NPar(3) coding – Octet 4\*(j-1)+4**

8 7		Bits					G.992.5 Annex C spectrum shaping upstream NPar(3)s – Octet 4*(j-1)+4	
x x		6	5	4	3	2		1
x x		x	x	x	x	x	x	"Last" log <sub>2</sub> tss <sub>i</sub> (bits 6 to 1)

**Table 11.66.3 – Standard information field – G.992.5 Annex C  
spectrum bounds downstream NPar(3) coding – Octet 1**

8 7		Bits					G.992.5 Annex C spectrum bounds downstream NPar(3)s – Octet 1	
x x		6	5	4	3	2		1
x x		0	0	0	x	x	x	NOMPSDds (bits 9 to 7)

**Table 11.66.3.1 – Standard information field – G.992.5 Annex C  
spectrum bounds downstream NPar(3) coding – Octet 2**

8 7		Bits					G.992.5 Annex C spectrum bounds downstream NPar(3)s – Octet 2	
x x		6	5	4	3	2		1
x x		x	x	x	x	x	x	NOMPSDds (bits 6 to 1)

**Table 11.66.3.2 – Standard information field – G.992.5 Annex C spectrum bounds downstream NPar(3) coding – Octet 3**

		Bits						
8	7	6	5	4	3	2	1	
x	x	0	0	0	x	x	x	G.992.5 Annex C spectrum bounds downstream NPar(3)s – Octet 3 MAXNOMPSDs (bits 9 to 7)

**Table 11.66.3.3 – Standard information field – G.992.5 Annex C spectrum bounds downstream NPar(3) coding – Octet 4**

		Bits						
8	7	6	5	4	3	2	1	
x	x	x	x	x	x	x	x	G.992.5 Annex C spectrum bounds downstream NPar(3)s – Octet 4 MAXNOMPSDs (bits 6 to 1)

**Table 11.66.3.4 – Standard information field – G.992.5 Annex C spectrum bounds downstream NPar(3) coding – Octet 5**

		Bits						
8	7	6	5	4	3	2	1	
x	x	0	0	0	x	x	x	G.992.5 Annex C spectrum bounds downstream NPar(3)s – Octet 5 MAXNOMATPs (bits 9 to 7)

**Table 11.66.3.5 – Standard information field – G.992.5 Annex C spectrum bounds downstream NPar(3) coding – Octet 6**

		Bits						
8	7	6	5	4	3	2	1	
x	x	x	x	x	x	x	x	G.992.5 Annex C spectrum bounds downstream NPar(3)s – Octet 6 MAXNOMATPs (bits 6 to 1)

**Table 11.66.4 – Standard information field – G.992.5 Annex C spectrum shaping downstream NPar(3) coding – Octet 1**

		Bits						
8	7	6	5	4	3	2	1	
x	x	x	x	x	x	x	x	G.992.5 Annex C spectrum shaping downstream NPar(3)s – Octet 1 "First" subcarrier index i (bits 12 to 7)

**Table 11.66.4.1 – Standard information field – G.992.5 Annex C spectrum shaping downstream NPar(3) coding – Octet 2**

		Bits						
8	7	6	5	4	3	2	1	
x	x	x	x	x	x	x	x	G.992.5 Annex C spectrum shaping downstream NPar(3)s – Octet 2 "First" subcarrier index i (bits 6 to 1)

**Table 11.66.4.2 – Standard information field – G.992.5 Annex C spectrum shaping downstream NPar(3) coding – Octet 3**

		Bits						
8	7	6	5	4	3	2	1	
		x						G.992.5 Annex C spectrum shaping downstream NPar(3)s – Octet 3 "First" subcarrier in supported set
x	x	0	0	0	0	x		"First" log <sub>2</sub> tss <sub>i</sub> (bit 7)

**Table 11.66.4.3 – Standard information field – G.992.5 Annex C  
spectrum shaping downstream NPar(3) coding – Octet 4**

Bits		G.992.5 Annex C spectrum shaping downstream NPar(3)s – Octet 4					
8	7	6	5	4	3	2	1
x	x	x	x	x	x	x	x

"First" log<sub>2</sub>tss<sub>i</sub> (bits 6 to 1)

**Table 11.66.4.4\*(j-1) – Standard information field – G.992.5 Annex C  
spectrum shaping downstream NPar(3) coding – Octet 4\*(j-1)+1**

Bits		G.992.5 Annex C spectrum shaping downstream NPar(3)s – Octet 4*(j-1)+1					
8	7	6	5	4	3	2	1
x	x	x	x	x	x	x	x

"Last" subcarrier index i (bits 12 to 7)

NOTE – j is the number of subcarrier indices used to specify the spectral shape.

**Table 11.66.4.4\*(j-1)+1 – Standard information field – G.992.5 Annex C  
spectrum shaping downstream NPar(3) coding – Octet 4\*(j-1)+2**

Bits		G.992.5 Annex C spectrum shaping downstream NPar(3)s – Octet 4*(j-1)+2					
8	7	6	5	4	3	2	1
x	x	x	x	x	x	x	x

"Last" subcarrier index i (bits 6 to 1)

NOTE – j is the number of subcarrier indices used to specify the spectral shape.

**Table 11.66.4.4\*(j-1)+2 – Standard information field – G.992.5 Annex C  
spectrum shaping downstream NPar(3) coding – Octet 4\*(j-1)+3**

Bits		G.992.5 Annex C spectrum shaping downstream NPar(3)s – Octet 4*(j-1)+3					
8	7	6	5	4	3	2	1
		x					
x	x	0	0	0	0	0	x

"Last" subcarrier in supported set  
"Last" log<sub>2</sub>tss<sub>i</sub> (bit 7)

NOTE – j is the number of subcarrier indices used to specify the spectral shape.

**Table 11.66.4.4\*(j-1)+3 – Standard information field – G.992.5 Annex C  
spectrum shaping downstream NPar(3) coding – Octet 4\*(j-1)+4**

Bits		G.992.5 Annex C spectrum shaping downstream NPar(3)s – Octet 4*(j-1)+4					
8	7	6	5	4	3	2	1
x	x	x	x	x	x	x	x

"Last" log<sub>2</sub>tss<sub>i</sub> (bits 6 to 1)

**Table 11.66.5 – Standard information field – G.992.5 Annex C  
transmit signal images above the Nyquist frequency NPar(3) coding**

Bits		G.992.5 Annex C transmit signal images above the Nyquist frequency NPar(3)s					
8	7	6	5	4	3	2	1
x	x	x	x	x	x		
x	x					x	x

IDFT size N  
IFFT fill

**Table 11.66.6 – Standard information field – G.992.5 Annex C  
sub-annex NPar(3) coding – Octet 1**

		Bits						
8	7	6	5	4	3	2	1	
x	x	x	x	x	x	x	1	CA
x	x	x	x	x	x	1	x	CB
x	x	x	x	x	1	x	x	Reserved for allocation by ITU-T
x	x	x	x	1	x	x	x	Reserved for allocation by ITU-T
x	x	x	1	x	x	x	x	Reserved for allocation by ITU-T
x	x	1	x	x	x	x	x	Reserved for allocation by ITU-T
x	x	0	0	0	0	0	0	No parameters in this octet

**Table 11.66.7 – Standard information field – G.992.5 Annex C  
downstream overhead data rate NPar(3) coding**

		Bits						
8	7	6	5	4	3	2	1	
x	x	x	x	x	x	x	x	Minimum overhead data rate ((n+1) * 1 kbit/s, n = 3 to 63)

**Table 11.66.8 – Standard information field – G.992.5 Annex C  
upstream overhead data rate NPar(3) coding**

		Bits						
8	7	6	5	4	3	2	1	
x	x	x	x	x	x	x	x	Minimum overhead data rate ((n+1) * 1 kbit/s, n = 3 to 63)

**Table 11.66.9 – Standard information field – G.992.5 Annex C  
maximum number of downstream TPS-TC functions of each type NPar(3) coding – Octet 1**

		Bits						
8	7	6	5	4	3	2	1	
x	x				x	x	x	Reserved for allocation by ITU-T
x	x	x	x	x				Maximum number of downstream ATM TPS-TCs (n = 0 to 4)

**Table 11.66.10 – Standard information field – G.992.5 Annex C  
maximum number of upstream TPS-TC functions of each type NPar(3) coding – Octet 1**

		Bits						
8	7	6	5	4	3	2	1	
x	x				x	x	x	Reserved for allocation by ITU-T
x	x	x	x	x				Maximum number of upstream ATM TPS-TCs (n = 0 to 4)

**Table 11.66.15 – Standard information field – G.992.5 Annex C  
downstream ATM TPS-TC #0 NPar(3) coding – Octet 1**

		Bits						
8	7	6	5	4	3	2	1	
x	x	x	x	x	x	x	x	Net_min (minimum net data rate, bits 12 to 7)

**Table 11.66.15.1 – Standard information field – G.992.5 Annex C downstream ATM TPS-TC #0 NPar(3) coding – Octet 2**

8		7		Bits						
				6	5	4	3	2	1	
x	x	x	x	x	x	x	x	x	x	Net_min (minimum net data rate, bits 6 to 1)

**Table 11.66.15.2 – Standard information field – G.992.5 Annex C downstream ATM TPS-TC #0 NPar(3) coding – Octet 3**

8		7		Bits						
				6	5	4	3	2	1	
x	x	x	x	x	x	x	x	x	x	Net_max (maximum net data rate, bits 12 to 7)

**Table 11.66.15.3 – Standard information field – G.992.5 Annex C downstream ATM TPS-TC #0 NPar(3) coding – Octet 4**

8		7		Bits						
				6	5	4	3	2	1	
x	x	x	x	x	x	x	x	x	x	Net_max (maximum net data rate, bits 6 to 1)

**Table 11.66.15.4 – Standard information field – G.992.5 Annex C downstream ATM TPS-TC #0 NPar(3) coding – Octet 5**

8		7		Bits						
				6	5	4	3	2	1	
x	x	x	x	x	x	x	x	x	x	Net_reserve (minimum reserved net data rate, bits 12 to 7)

**Table 11.66.15.5 – Standard information field – G.992.5 Annex C downstream ATM TPS-TC #0 NPar(3) coding – Octet 6**

8		7		Bits						
				6	5	4	3	2	1	
x	x	x	x	x	x	x	x	x	x	Net_reserve (minimum reserved net data rate, bits 6 to 1)

**Table 11.66.15.6 – Standard information field – G.992.5 Annex C downstream ATM TPS-TC #0 NPar(3) coding – Octet 7**

8		7		Bits						
				6	5	4	3	2	1	
x	x	x	x	x	x	x	x	x	x	Delay_max (maximum delay) (n milliseconds, n = 0 to 63)

**Table 11.66.15.7 – Standard information field – G.992.5 Annex C downstream ATM TPS-TC #0 NPar(3) coding – Octet 8**

8		7		Bits						
				6	5	4	3	2	1	
x	x							x	x	Error_max (maximum bit error ratio)
x	x					x	x			INP_min (minimum impulse noise protection) (bits 2 and 1)
x	x			x						Reserved for allocation by ITU-T
x	x	x								IMA_flag

**Table 11.66.15.8 – Standard information field – G.992.5 Annex C  
downstream ATM TPS-TC #0 NPar(3) coding – Octet 9**

		Bits						
8	7	6	5	4	3	2	1	
x	x					x	x	G.992.5 Annex C downstream ATM TPS-TC #0 NPar(3)s – Octet 9
x	x	x	x	x	x			INP_min (minimum impulse noise protection) (bits 4 and 3)
								Reserved for allocation by ITU-T

**Table 11.66.15.9 – Standard information field – G.992.5 Annex C  
downstream ATM TPS-TC #0 NPar(3) coding – Octet 10**

		Bits						
8	7	6	5	4	3	2	1	
x	x					x	x	G.992.5 Annex C downstream ATM TPS-TC #0 NPar(3)s – Octet 10
x	x	x	x	x	x	x	x	Jitter_max (maximum jitter) (n symbols, n = 0 to 31)
		x						Reserved for allocation by ITU-T

**Table 11.66.16 – Standard information field – G.992.5 Annex C  
upstream ATM TPS-TC #0 NPar(3) coding – Octet 1**

		Bits						
8	7	6	5	4	3	2	1	
x	x	x	x	x	x	x	x	G.992.5 Annex C upstream ATM TPS-TC #0 NPar(3)s – Octet 1
								Net_min (minimum net data rate, bits 12 to 7)

**Table 11.66.16.1 – Standard information field – G.992.5 Annex C  
upstream ATM TPS-TC #0 NPar(3) coding – Octet 2**

		Bits						
8	7	6	5	4	3	2	1	
x	x	x	x	x	x	x	x	G.992.5 Annex C upstream ATM TPS-TC #0 NPar(3)s – Octet 2
								Net_min (minimum net data rate, bits 6 to 1)

**Table 11.66.16.2 – Standard information field – G.992.5 Annex C  
upstream ATM TPS-TC #0 NPar(3) coding – Octet 3**

		Bits						
8	7	6	5	4	3	2	1	
x	x	x	x	x	x	x	x	G.992.5 Annex C upstream ATM TPS-TC #0 NPar(3)s – Octet 3
								Net_max (maximum net data rate, bits 12 to 7)

**Table 11.66.16.3 – Standard information field – G.992.5 Annex C  
upstream ATM TPS-TC #0 NPar(3) coding – Octet 4**

		Bits						
8	7	6	5	4	3	2	1	
x	x	x	x	x	x	x	x	G.992.5 Annex C upstream ATM TPS-TC #0 NPar(3)s – Octet 4
								Net_max (maximum net data rate, bits 6 to 1)

**Table 11.66.16.4 – Standard information field – G.992.5 Annex C  
upstream ATM TPS-TC #0 NPar(3) coding – Octet 5**

		Bits						
8	7	6	5	4	3	2	1	
x	x	x	x	x	x	x	x	G.992.5 Annex C upstream ATM TPS-TC #0 NPar(3)s – Octet 5
								Net_reserve (minimum reserved net data rate, bits 12 to 7)

**Table 11.66.16.5 – Standard information field – G.992.5 Annex C  
upstream ATM TPS-TC #0 NPar(3) coding – Octet 6**

		Bits						
8	7	6	5	4	3	2	1	
x	x	x	x	x	x	x	x	Net_reserve (minimum reserved net data rate, bits 6 to 1)

**Table 11.66.16.6 – Standard information field – G.992.5 Annex C  
upstream ATM TPS-TC #0 NPar(3) coding – Octet 7**

		Bits						
8	7	6	5	4	3	2	1	
x	x	x	x	x	x	x	x	Delay_max (maximum delay) (n milliseconds, n = 0 to 63)

**Table 11.66.16.7 – Standard information field – G.992.5 Annex C  
upstream ATM TPS-TC #0 NPar(3) coding – Octet 8**

		Bits						
8	7	6	5	4	3	2	1	
x	x					x	x	Error_max (maximum bit error ratio)
x	x			x	x			INP_min (minimum impulse noise protection) (bits 2 and 1)
x	x		x					Reserved for allocation by ITU-T
x	x	x						IMA_flag

**Table 11.66.16.8 – Standard information field – G.992.5 Annex C  
upstream ATM TPS-TC #0 NPar(3) coding – Octet 9**

		Bits						
8	7	6	5	4	3	2	1	
x	x					x	x	INP_min (minimum impulse noise protection) (bits 4 and 3)
x	x	x	x	x	x			Reserved for allocation by ITU-T

**Table 11.66.19 – Standard information field – G.992.5 Annex C  
downstream PMS-TC latency path #0 NPar(3) coding – Octet 1**

		Bits						
8	7	6	5	4	3	2	1	
x	x	x	x	x	x	x	x	Net_max (maximum net data rate, bits 12 to 7)

**Table 11.66.19.1 – Standard information field – G.992.5 Annex C  
downstream PMS-TC latency path #0 NPar(3) coding – Octet 2**

		Bits						
8	7	6	5	4	3	2	1	
x	x	x	x	x	x	x	x	Net_max (maximum net data rate, bits 6 to 1)



**Table 11.66.20 – Standard information field – G.992.5 Annex C upstream PMS-TC latency path #0 NPar(3) coding – Octet 1**

8		7		Bits							
				6	5	4	3	2	1		
x	x	x	x	x	x	x	x	x	x	G.992.5 Annex C upstream PMS-TC latency path #0 NPar(3)s – Octet 1	
Net_max (maximum net data rate, bits 12 to 7)											

**Table 11.66.20.1 – Standard information field – G.992.5 Annex C upstream PMS-TC latency path #0 NPar(3) coding – Octet 2**

8		7		Bits							
				6	5	4	3	2	1		
x	x	x	x	x	x	x	x	x	x	G.992.5 Annex C upstream PMS-TC latency path #0 NPar(3)s – Octet 2	
Net_max (maximum net data rate, bits 6 to 1)											

**Table 11.66.27 – Standard information field – G.992.5 Annex C downstream ATM TPS-TC #1 NPar(3) coding – Octet 1**

8		7		Bits							
				6	5	4	3	2	1		
x	x	x	x	x	x	x	x	x	x	G.992.5 Annex C downstream ATM TPS-TC #1 NPar(3)s – Octet 1	
Net_min (minimum net data rate, bits 12 to 7)											

**Table 11.66.27.1 – Standard information field – G.992.5 Annex C downstream ATM TPS-TC #1 NPar(3) coding – Octet 2**

8		7		Bits							
				6	5	4	3	2	1		
x	x	x	x	x	x	x	x	x	x	G.992.5 Annex C downstream ATM TPS-TC #1 NPar(3)s – Octet 2	
Net_min (minimum net data rate, bits 6 to 1)											

**Table 11.66.27.2 – Standard information field – G.992.5 Annex C downstream ATM TPS-TC #1 NPar(3) coding – Octet 3**

8		7		Bits							
				6	5	4	3	2	1		
x	x	x	x	x	x	x	x	x	x	G.992.5 Annex C downstream ATM TPS-TC #1 NPar(3)s – Octet 3	
Net_max (maximum net data rate, bits 12 to 7)											

**Table 11.66.27.3 – Standard information field – G.992.5 Annex C downstream ATM TPS-TC #1 NPar(3) coding – Octet 4**

8		7		Bits							
				6	5	4	3	2	1		
x	x	x	x	x	x	x	x	x	x	G.992.5 Annex C downstream ATM TPS-TC #1 NPar(3)s – Octet 4	
Net_max (maximum net data rate, bits 6 to 1)											

**Table 11.66.27.4 – Standard information field – G.992.5 Annex C downstream ATM TPS-TC #1 NPar(3) coding – Octet 5**

8		7		Bits							
				6	5	4	3	2	1		
x	x	x	x	x	x	x	x	x	x	G.992.5 Annex C downstream ATM TPS-TC #1 NPar(3)s – Octet 5	
Net_reserve (minimum reserved net data rate, bits 12 to 7)											

**Table 11.66.27.5 – Standard information field – G.992.5 Annex C downstream ATM TPS-TC #1 NPar(3) coding – Octet 6**

		Bits						
8	7	6	5	4	3	2	1	
x	x	x	x	x	x	x	x	G.992.5 Annex C downstream ATM TPS-TC #1 NPar(3)s – Octet 6
								Net_reserve (minimum reserved net data rate, bits 6 to 1)

**Table 11.66.27.6 – Standard information field – G.992.5 Annex C downstream ATM TPS-TC #1 NPar(3) coding – Octet 7**

		Bits						
8	7	6	5	4	3	2	1	
x	x	x	x	x	x	x	x	G.992.5 Annex C downstream ATM TPS-TC #1 NPar(3)s – Octet 7
								Delay_max (maximum delay) (n milliseconds, n = 0 to 63)

**Table 11.66.27.7 – Standard information field – G.992.5 Annex C downstream ATM TPS-TC #1 NPar(3) coding – Octet 8**

		Bits						
8	7	6	5	4	3	2	1	
x	x					x	x	G.992.5 Annex C downstream ATM TPS-TC #1 NPar(3)s – Octet 8
								Error_max (maximum bit error ratio)
x	x			x	x			INP_min (minimum impulse noise protection) (bits 2 and 1)
x	x			x				Reserved for allocation by ITU-T
x	x	x						IMA_flag

**Table 11.66.27.8 – Standard information field – G.992.5 Annex C downstream ATM TPS-TC #1 NPar(3) coding – Octet 9**

		Bits						
8	7	6	5	4	3	2	1	
x	x					x	x	G.992.5 Annex C downstream ATM TPS-TC #1 NPar(3)s – Octet 9
								INP_min (minimum impulse noise protection) (bits 4 and 3)
x	x	x	x	x	x			Reserved for allocation by ITU-T

**Table 11.66.27.9 – Standard information field – G.992.5 Annex C downstream ATM TPS-TC #1 NPar(3) coding – Octet 10**

		Bits						
8	7	6	5	4	3	2	1	
x	x		x	x	x	x	x	G.992.5 Annex C downstream ATM TPS-TC #1 NPar(3)s – Octet 10
								Jitter_max (maximum jitter) (n symbols, n = 0 to 31)
x	x	x						Reserved for allocation by ITU-T

**Table 11.66.28 – Standard information field – G.992.5 Annex C upstream ATM TPS-TC #1 NPar(3) coding – Octet 1**

		Bits						
8	7	6	5	4	3	2	1	
x	x	x	x	x	x	x	x	G.992.5 Annex C upstream ATM TPS-TC #1 NPar(3)s – Octet 1
								Net_min (minimum net data rate, bits 12 to 7)

**Table 11.66.28.1 – Standard information field – G.992.5 Annex C  
upstream ATM TPS-TC #1 NPar(3) coding – Octet 2**

		Bits						
8	7	6	5	4	3	2	1	
x	x	x	x	x	x	x	x	Net_min (minimum net data rate, bits 6 to 1)

**Table 11.66.28.2 – Standard information field – G.992.5 Annex C  
upstream ATM TPS-TC #1 NPar(3) coding – Octet 3**

		Bits						
8	7	6	5	4	3	2	1	
x	x	x	x	x	x	x	x	Net_max (maximum net data rate, bits 12 to 7)

**Table 11.66.28.3 – Standard information field – G.992.5 Annex C  
upstream ATM TPS-TC #1 NPar(3) coding – Octet 4**

		Bits						
8	7	6	5	4	3	2	1	
x	x	x	x	x	x	x	x	Net_max (maximum net data rate, bits 6 to 1)

**Table 11.66.28.4 – Standard information field – G.992.5 Annex C  
upstream ATM TPS-TC #1 NPar(3) coding – Octet 5**

		Bits						
8	7	6	5	4	3	2	1	
x	x	x	x	x	x	x	x	Net_reserve (minimum reserved net data rate, bits 12 to 7)

**Table 11.66.28.5 – Standard information field – G.992.5 Annex C  
upstream ATM TPS-TC #1 NPar(3) coding – Octet 6**

		Bits						
8	7	6	5	4	3	2	1	
x	x	x	x	x	x	x	x	Net_reserve (minimum reserved net data rate, bits 6 to 1)

**Table 11.66.28.6 – Standard information field – G.992.5 Annex C  
upstream ATM TPS-TC #1 NPar(3) coding – Octet 7**

		Bits						
8	7	6	5	4	3	2	1	
x	x	x	x	x	x	x	x	Delay_max (maximum delay) (n milliseconds, n = 0 to 63)

**Table 11.66.28.7 – Standard information field – G.992.5 Annex C  
upstream ATM TPS-TC #1 NPar(3) coding – Octet 8**

		Bits						
8	7	6	5	4	3	2	1	
x	x					x	x	Error_max (maximum bit error ratio)
x	x			x	x			INP_min (minimum impulse noise protection) (bits 2 and 1)
x	x		x					Reserved for allocation by ITU-T
x	x	x						IMA_flag

**Table 11.66.28.8 – Standard information field – G.992.5 Annex C  
upstream ATM TPS-TC #1 NPar(3) coding – Octet 9**

		Bits						
8	7	6	5	4	3	2	1	
x	x					x	x	INP_min (minimum impulse noise protection) (bits 4 and 3)
x	x	x	x	x	x			Reserved for allocation by ITU-T

**Table 11.66.31 – Standard information field – G.992.5 Annex C  
downstream PMS-TC latency path #1 NPar(3) coding – Octet 1**

		Bits						
8	7	6	5	4	3	2	1	
x	x	x	x	x	x	x	x	Net_max (maximum net data rate, bits 12 to 7)

**Table 11.66.31.1 – Standard information field – G.992.5 Annex C  
downstream PMS-TC latency path #1 NPar(3) coding – Octet 2**

		Bits						
8	7	6	5	4	3	2	1	
x	x	x	x	x	x	x	x	Net_max (maximum net data rate, bits 6 to 1)

**Table 11.66.31.2 – Standard information field – G.992.5 Annex C  
downstream PMS-TC latency path #1 NPar(3) coding – Octet 3**

		Bits						
8	7	6	5	4	3	2	1	
x	x			x	x	x	x	R <sub>1 max</sub> value (2 * n, n = 0 to 15)
x	x	x	x					Reserved for allocation by ITU-T

**Table 11.66.31.3 – Standard information field – G.992.5 Annex C  
downstream PMS-TC latency path #1 NPar(3) coding – Octet 4**

		Bits						
8	7	6	5	4	3	2	1	
x	x				x	x	x	D <sub>1 max</sub> value (2 <sup>n</sup> , n = 0 to 7)
x	x	x	x	x				Reserved for allocation by ITU-T

**Table 11.66.32 – Standard information field – G.992.5 Annex C  
upstream PMS-TC latency path #1 NPar(3) coding – Octet 1**

		Bits						
8	7	6	5	4	3	2	1	
x	x	x	x	x	x	x	x	Net_max (maximum net data rate, bits 12 to 7)

**Table 11.66.32.1 – Standard information field – G.992.5 Annex C  
upstream PMS-TC latency path #1 NPar(3) coding – Octet 2**

		Bits						
8	7	6	5	4	3	2	1	
x	x	x	x	x	x	x	x	Net_max (maximum net data rate, bits 6 to 1)

**Table 11.66.32.2 – Standard information field – G.992.5 Annex C upstream PMS-TC latency path #1 NPar(3) coding – Octet 3**

		Bits						
8	7	6	5	4	3	2	1	
x	x			x	x	x	x	$R_{1\max}$ value ( $2^n$ , $n = 0$ to $15$ )
x	x	x	x					Reserved for allocation by ITU-T

**Table 11.66.32.3 – Standard information field – G.992.5 Annex C upstream PMS-TC latency path #1 NPar(3) coding – Octet 4**

		Bits						
8	7	6	5	4	3	2	1	
x	x				x	x	x	$D_{1\max}$ value ( $2^n$ , $n = 0$ to $7$ )
x	x	x	x	x				Reserved for allocation by ITU-T

**Table 11.66.39 – Standard information field – G.992.5 Annex C downstream ATM TPS-TC #2 NPar(3) coding – Octet 1**

		Bits						
8	7	6	5	4	3	2	1	
x	x	x	x	x	x	x	x	$Net_{\min}$ (minimum net data rate, bits 12 to 7)

**Table 11.66.39.1 – Standard information field – G.992.5 Annex C downstream ATM TPS-TC #2 NPar(3) coding – Octet 2**

		Bits						
8	7	6	5	4	3	2	1	
x	x	x	x	x	x	x	x	$Net_{\min}$ (minimum net data rate, bits 6 to 1)

**Table 11.66.39.2 – Standard information field – G.992.5 Annex C downstream ATM TPS-TC #2 NPar(3) coding – Octet 3**

		Bits						
8	7	6	5	4	3	2	1	
x	x	x	x	x	x	x	x	$Net_{\max}$ (maximum net data rate, bits 12 to 7)

**Table 11.66.39.3 – Standard information field – G.992.5 Annex C downstream ATM TPS-TC #2 NPar(3) coding – Octet 4**

		Bits						
8	7	6	5	4	3	2	1	
x	x	x	x	x	x	x	x	$Net_{\max}$ (maximum net data rate, bits 6 to 1)

**Table 11.66.39.4 – Standard information field – G.992.5 Annex C downstream ATM TPS-TC #2 NPar(3) coding – Octet 5**

		Bits						
8	7	6	5	4	3	2	1	
x	x	x	x	x	x	x	x	$Net_{\text{reserve}}$ (minimum reserved net data rate, bits 12 to 7)

**Table 11.66.39.5 – Standard information field – G.992.5 Annex C downstream ATM TPS-TC #2 NPar(3) coding – Octet 6**

		Bits						
8	7	6	5	4	3	2	1	
x	x	x	x	x	x	x	x	G.992.5 Annex C downstream ATM TPS-TC #2 NPar(3)s – Octet 6
								Net_reserve (minimum reserved net data rate, bits 6 to 1)

**Table 11.66.39.6 – Standard information field – G.992.5 Annex C downstream ATM TPS-TC #2 NPar(3) coding – Octet 7**

		Bits						
8	7	6	5	4	3	2	1	
x	x	x	x	x	x	x	x	G.992.5 Annex C downstream ATM TPS-TC #2 NPar(3)s – Octet 7
								Delay_max (maximum delay) (n milliseconds, n = 0 to 63)

**Table 11.66.39.7 – Standard information field – G.992.5 Annex C downstream ATM TPS-TC #2 NPar(3) coding – Octet 8**

		Bits						
8	7	6	5	4	3	2	1	
x	x					x	x	G.992.5 Annex C downstream ATM TPS-TC #2 NPar(3)s – Octet 8
								Error_max (maximum bit error ratio)
x	x			x	x			INP_min (minimum impulse noise protection) (bits 2 and 1)
x	x		x					Reserved for allocation by ITU-T
x	x	x						IMA_flag

**Table 11.66.39.8 – Standard information field – G.992.5 Annex C downstream ATM TPS-TC #2 NPar(3) coding – Octet 9**

		Bits						
8	7	6	5	4	3	2	1	
x	x					x	x	G.992.5 Annex C downstream ATM TPS-TC #2 NPar(3)s – Octet 9
								INP_min (minimum impulse noise protection) (bits 4 and 3)
x	x	x	x	x	x			Reserved for allocation by ITU-T

**Table 11.66.39.9 – Standard information field – G.992.5 Annex C downstream ATM TPS-TC #2 NPar(3) coding – Octet 10**

		Bits						
8	7	6	5	4	3	2	1	
x	x		x	x	x	x	x	G.992.5 Annex C downstream ATM TPS-TC #2 NPar(3)s – Octet 10
								Jitter_max (maximum jitter) (n symbols, n = 0 to 31)
x	x	x						Reserved for allocation by ITU-T

**Table 11.66.40 – Standard information field – G.992.5 Annex C upstream ATM TPS-TC #2 NPar(3) coding – Octet 1**

		Bits						
8	7	6	5	4	3	2	1	
x	x	x	x	x	x	x	x	G.992.5 Annex C upstream ATM TPS-TC #2 NPar(3)s – Octet 1
								Net_min (minimum net data rate, bits 12 to 7)

**Table 11.66.40.1 – Standard information field – G.992.5 Annex C  
upstream ATM TPS-TC #2 NPar(3) coding – Octet 2**

		Bits						
8	7	6	5	4	3	2	1	
x	x	x	x	x	x	x	x	Net_min (minimum net data rate, bits 6 to 1)

**Table 11.66.40.2 – Standard information field – G.992.5 Annex C  
upstream ATM TPS-TC #2 NPar(3) coding – Octet 3**

		Bits						
8	7	6	5	4	3	2	1	
x	x	x	x	x	x	x	x	Net_max (maximum net data rate, bits 12 to 7)

**Table 11.66.40.3 – Standard information field – G.992.5 Annex C  
upstream ATM TPS-TC #2 NPar(3) coding – Octet 4**

		Bits						
8	7	6	5	4	3	2	1	
x	x	x	x	x	x	x	x	Net_max (maximum net data rate, bits 6 to 1)

**Table 11.66.40.4 – Standard information field – G.992.5 Annex C  
upstream ATM TPS-TC #2 NPar(3) coding – Octet 5**

		Bits						
8	7	6	5	4	3	2	1	
x	x	x	x	x	x	x	x	Net_reserve (minimum reserved net data rate, bits 12 to 7)

**Table 11.66.40.5 – Standard information field – G.992.5 Annex C  
upstream ATM TPS-TC #2 NPar(3) coding – Octet 6**

		Bits						
8	7	6	5	4	3	2	1	
x	x	x	x	x	x	x	x	Net_reserve (minimum reserved net data rate, bits 6 to 1)

**Table 11.66.40.6 – Standard information field – G.992.5 Annex C  
upstream ATM TPS-TC #2 NPar(3) coding – Octet 7**

		Bits						
8	7	6	5	4	3	2	1	
x	x	x	x	x	x	x	x	Delay_max (maximum delay) (n milliseconds, n = 0 to 63)

**Table 11.66.40.7 – Standard information field – G.992.5 Annex C  
upstream ATM TPS-TC #2 NPar(3) coding – Octet 8**

		Bits						
8	7	6	5	4	3	2	1	
x	x					x	x	Error_max (maximum bit error ratio)
x	x			x	x			INP_min (minimum impulse noise protection) (bits 2 and 1)
x	x		x					Reserved for allocation by ITU-T
x	x	x						IMA_flag

**Table 11.66.40.8 – Standard information field – G.992.5 Annex C  
upstream ATM TPS-TC #2 NPar(3) coding – Octet 9**

		Bits						
8	7	6	5	4	3	2	1	
x	x					x	x	INP_min (minimum impulse noise protection) (bits 4 and 3)
x	x	x	x	x	x			Reserved for allocation by ITU-T

**Table 11.66.43 – Standard information field – G.992.5 Annex C  
downstream PMS-TC latency path #2 NPar(3) coding – Octet 1**

		Bits						
8	7	6	5	4	3	2	1	
x	x	x	x	x	x	x	x	Net_max (maximum net data rate, bits 12 to 7)

**Table 11.66.43.1 – Standard information field – G.992.5 Annex C  
downstream PMS-TC latency path #2 NPar(3) coding – Octet 2**

		Bits						
8	7	6	5	4	3	2	1	
x	x	x	x	x	x	x	x	Net_max (maximum net data rate, bits 6 to 1)

**Table 11.66.43.2 – Standard information field – G.992.5 Annex C  
downstream PMS-TC latency path #2 NPar(3) coding – Octet 3**

		Bits						
8	7	6	5	4	3	2	1	
x	x			x	x	x	x	R <sub>2max</sub> value (2 * n, n = 0 to 15)
x	x	x	x					Reserved for allocation by ITU-T

**Table 11.66.43.3 – Standard information field – G.992.5 Annex C  
downstream PMS-TC latency path #2 NPar(3) coding – Octet 4**

		Bits						
8	7	6	5	4	3	2	1	
x	x				x	x	x	D <sub>2max</sub> value (2 <sup>n</sup> , n = 0 to 7)
x	x	x	x	x				Reserved for allocation by ITU-T

**Table 11.66.44 – Standard information field – G.992.5 Annex C  
upstream PMS-TC latency path #2 NPar(3) coding – Octet 1**

		Bits						
8	7	6	5	4	3	2	1	
x	x	x	x	x	x	x	x	Net_max (maximum net data rate, bits 12 to 7)

**Table 11.66.44.1 – Standard information field – G.992.5 Annex C  
upstream PMS-TC latency path #2 NPar(3) coding – Octet 2**

		Bits						
8	7	6	5	4	3	2	1	
x	x	x	x	x	x	x	x	Net_max (maximum net data rate, bits 6 to 1)



**Table 11.66.44.2 – Standard information field – G.992.5 Annex C upstream PMS-TC latency path #2 NPar(3) coding – Octet 3**

		Bits						
8	7	6	5	4	3	2	1	
x	x			x	x	x	x	$R_{2\_max}$ value ( $2^n$ , $n = 0$ to $15$ )
x	x	x	x					Reserved for allocation by ITU-T

**Table 11.66.44.3 – Standard information field – G.992.5 Annex C upstream PMS-TC latency path #2 NPar(3) coding – Octet 4**

		Bits						
8	7	6	5	4	3	2	1	
x	x				x	x	x	$D_{2\_max}$ value ( $2^n$ , $n = 0$ to $7$ )
x	x	x	x	x				Reserved for allocation by ITU-T

**Table 11.66.51 – Standard information field – G.992.5 Annex C downstream ATM TPS-TC #3 NPar(3) coding – Octet 1**

		Bits						
8	7	6	5	4	3	2	1	
x	x	x	x	x	x	x	x	$Net\_min$ (minimum net data rate, bits 12 to 7)

**Table 11.66.51.1 – Standard information field – G.992.5 Annex C downstream ATM TPS-TC #3 NPar(3) coding – Octet 2**

		Bits						
8	7	6	5	4	3	2	1	
x	x	x	x	x	x	x	x	$Net\_min$ (minimum net data rate, bits 6 to 1)

**Table 11.66.51.2 – Standard information field – G.992.5 Annex C downstream ATM TPS-TC #3 NPar(3) coding – Octet 3**

		Bits						
8	7	6	5	4	3	2	1	
x	x	x	x	x	x	x	x	$Net\_max$ (maximum net data rate, bits 12 to 7)

**Table 11.66.51.3 – Standard information field – G.992.5 Annex C downstream ATM TPS-TC #3 NPar(3) coding – Octet 4**

		Bits						
8	7	6	5	4	3	2	1	
x	x	x	x	x	x	x	x	$Net\_max$ (maximum net data rate, bits 6 to 1)

**Table 11.66.51.4 – Standard information field – G.992.5 Annex C downstream ATM TPS-TC #3 NPar(3) coding – Octet 5**

		Bits						
8	7	6	5	4	3	2	1	
x	x	x	x	x	x	x	x	$Net\_reserve$ (minimum reserved net data rate, bits 12 to 7)

**Table 11.66.51.5 – Standard information field – G.992.5 Annex C downstream ATM TPS-TC #3 NPar(3) coding – Octet 6**

		Bits						
8	7	6	5	4	3	2	1	
x	x	x	x	x	x	x	x	G.992.5 Annex C downstream ATM TPS-TC #3 NPar(3)s – Octet 6
								Net_reserve (minimum reserved net data rate, bits 6 to 1)

**Table 11.66.51.6 – Standard information field – G.992.5 Annex C downstream ATM TPS-TC #3 NPar(3) coding – Octet 7**

		Bits						
8	7	6	5	4	3	2	1	
x	x	x	x	x	x	x	x	G.992.5 Annex C downstream ATM TPS-TC #3 NPar(3)s – Octet 7
								Delay_max (maximum delay) (n milliseconds, n = 0 to 63)

**Table 11.66.51.7 – Standard information field – G.992.5 Annex C downstream ATM TPS-TC #3 NPar(3) coding – Octet 8**

		Bits						
8	7	6	5	4	3	2	1	
x	x					x	x	G.992.5 Annex C downstream ATM TPS-TC #3 NPar(3)s – Octet 8
								Error_max (maximum bit error ratio)
x	x			x	x			INP_min (minimum impulse noise protection) (bits 2 and 1)
x	x			x				Reserved for allocation by ITU-T
x	x	x						IMA_flag

**Table 11.66.51.8 – Standard information field – G.992.5 Annex C downstream ATM TPS-TC #3 NPar(3) coding – Octet 9**

		Bits						
8	7	6	5	4	3	2	1	
x	x					x	x	G.992.5 Annex C downstream ATM TPS-TC #3 NPar(3)s – Octet 9
								INP_min (minimum impulse noise protection) (bits 4 and 3)
x	x	x	x	x	x			Reserved for allocation by ITU-T

**Table 11.66.51.9 – Standard information field – G.992.5 Annex C downstream ATM TPS-TC #3 NPar(3) coding – Octet 10**

		Bits						
8	7	6	5	4	3	2	1	
x	x		x	x	x	x	x	G.992.5 Annex C downstream ATM TPS-TC #3 NPar(3)s – Octet 10
								Jitter_max (maximum jitter) (n symbols, n = 0 to 31)
x	x	x						Reserved for allocation by ITU-T

**Table 11.66.52 – Standard information field – G.992.5 Annex C upstream ATM TPS-TC #3 NPar(3) coding – Octet 1**

		Bits						
8	7	6	5	4	3	2	1	
x	x	x	x	x	x	x	x	G.992.5 Annex C upstream ATM TPS-TC #3 NPar(3)s – Octet 1
								Net_min (minimum net data rate, bits 12 to 7)

**Table 11.66.52.1 – Standard information field – G.992.5 Annex C upstream ATM TPS-TC #3 NPar(3) coding – Octet 2**

Bits								G.992.5 Annex C upstream ATM TPS-TC #3 NPar(3)s – Octet 2
8	7	6	5	4	3	2	1	
x	x	x	x	x	x	x	x	Net_min (minimum net data rate, bits 6 to 1)

**Table 11.66.52.2 – Standard information field – G.992.5 Annex C upstream ATM TPS-TC #3 NPar(3) coding – Octet 3**

Bits								G.992.5 Annex C upstream ATM TPS-TC #3 NPar(3)s – Octet 3
8	7	6	5	4	3	2	1	
x	x	x	x	x	x	x	x	Net_max (maximum net data rate, bits 12 to 7)

**Table 11.66.52.3 – Standard information field – G.992.5 Annex C upstream ATM TPS-TC #3 NPar(3) coding – Octet 4**

Bits								G.992.5 Annex C upstream ATM TPS-TC #3 NPar(3)s – Octet 4
8	7	6	5	4	3	2	1	
x	x	x	x	x	x	x	x	Net_max (maximum net data rate, bits 6 to 1)

**Table 11.66.52.4 – Standard information field – G.992.5 Annex C upstream ATM TPS-TC #3 NPar(3) coding – Octet 5**

Bits								G.992.5 Annex C upstream ATM TPS-TC #3 NPar(3)s – Octet 5
8	7	6	5	4	3	2	1	
x	x	x	x	x	x	x	x	Net_reserve (minimum reserved net data rate, bits 12 to 7)

**Table 11.66.52.5 – Standard information field – G.992.5 Annex C upstream ATM TPS-TC #3 NPar(3) coding – Octet 6**

Bits								G.992.5 Annex C upstream ATM TPS-TC #3 NPar(3)s – Octet 6
8	7	6	5	4	3	2	1	
x	x	x	x	x	x	x	x	Net_reserve (minimum reserved net data rate, bits 6 to 1)

**Table 11.66.52.6 – Standard information field – G.992.5 Annex C upstream ATM TPS-TC #3 NPar(3) coding – Octet 7**

Bits								G.992.5 Annex C upstream ATM TPS-TC #3 NPar(3)s – Octet 7
8	7	6	5	4	3	2	1	
x	x	x	x	x	x	x	x	Delay_max (maximum delay) (n milliseconds, n = 0 to 63)

**Table 11.66.52.7 – Standard information field – G.992.5 Annex C upstream ATM TPS-TC #3 NPar(3) coding – Octet 8**

Bits								G.992.5 Annex C upstream ATM TPS-TC #3 NPar(3)s – Octet 8
8	7	6	5	4	3	2	1	
x	x					x	x	Error_max (maximum bit error ratio)
x	x			x	x			INP_min (minimum impulse noise protection) (bits 2 and 1)
x	x		x					Reserved for allocation by ITU-T
x	x	x						IMA_flag

**Table 11.66.52.8 – Standard information field – G.992.5 Annex C  
upstream ATM TPS-TC #3 NPar(3) coding – Octet 9**

		Bits						
8	7	6	5	4	3	2	1	
x	x					x	x	INP_min (minimum impulse noise protection) (bits 4 and 3)
x	x	x	x	x	x			Reserved for allocation by ITU-T

**Table 11.66.55 – Standard information field – G.992.5 Annex C  
downstream PMS-TC latency path #3 NPar(3) coding – Octet 1**

		Bits						
8	7	6	5	4	3	2	1	
x	x	x	x	x	x	x	x	Net_max (maximum net data rate, bits 12 to 7)

**Table 11.66.55.1 – Standard information field – G.992.5 Annex C  
downstream PMS-TC latency path #3 NPar(3) coding – Octet 2**

		Bits						
8	7	6	5	4	3	2	1	
x	x	x	x	x	x	x	x	Net_max (maximum net data rate, bits 6 to 1)

**Table 11.66.55.2 – Standard information field – G.992.5 Annex C  
downstream PMS-TC latency path #3 NPar(3) coding – Octet 3**

		Bits						
8	7	6	5	4	3	2	1	
x	x			x	x	x	x	$R_{3\max}$ value ( $2^n$ , $n = 0$ to $15$ )
x	x	x	x					Reserved for allocation by ITU-T

**Table 11.66.55.3 – Standard information field – G.992.5 Annex C  
downstream PMS-TC latency path #3 NPar(3) coding – Octet 4**

		Bits						
8	7	6	5	4	3	2	1	
x	x				x	x	x	$D_{3\max}$ value ( $2^n$ , $n = 0$ to $7$ )
x	x	x	x	x				Reserved for allocation by ITU-T

**Table 11.66.56 – Standard information field – G.992.5 Annex C  
upstream PMS-TC latency path #3 NPar(3) coding – Octet 1**

		Bits						
8	7	6	5	4	3	2	1	
x	x	x	x	x	x	x	x	Net_max (maximum net data rate, bits 12 to 7)

**Table 11.66.56.1 – Standard information field – G.992.5 Annex C  
upstream PMS-TC latency path #3 NPar(3) coding – Octet 2**

		Bits						
8	7	6	5	4	3	2	1	
x	x	x	x	x	x	x	x	Net_max (maximum net data rate, bits 6 to 1)

**Table 11.66.56.2 – Standard information field – G.992.5 Annex C  
upstream PMS-TC latency path #3 NPar(3) coding – Octet 3**

		Bits						
8	7	6	5	4	3	2	1	
x	x			x	x	x	x	$R_{3\max}$ value ( $2^n$ , $n = 0$ to $15$ )
x	x	x	x					Reserved for allocation by ITU-T

**Table 11.66.56.3 – Standard information field – G.992.5 Annex C  
upstream PMS-TC latency path #3 NPar(3) coding – Octet 4**

		Bits						
8	7	6	5	4	3	2	1	
x	x				x	x	x	$D_{3\max}$ value ( $2^n$ , $n = 0$ to $7$ )
x	x	x	x	x				Reserved for allocation by ITU-T

#### 9.4.34 G.993.2 Par(2)/Par(3) parameters

**Table 11.67 – Standard information field – G.993.2 NPar(2) coding**

		Bits						
8	7	6	5	4	3	2	1	
x	x	x	x	x	x	x	1	All-digital mode
x	x	x	x	x	x	1	x	Support of downstream virtual noise
x	x	x	x	x	1	x	x	Lineprobe
x	x	x	x	1	x	x	x	Loop diagnostic mode
x	x	x	1	x	x	x	x	Support of PSD shaping in US0
x	x	1	x	x	x	x	x	Reserved for allocation by ITU-T
x	x	0	0	0	0	0	0	No parameters in this octet

**Table 11.68 – Standard information field – G.993.2 SPar(2) coding – Octet 1**

		Bits						
8	7	6	5	4	3	2	1	
x	x	x	x	x	x	x	1	Profiles
x	x	x	x	x	x	1	x	Bands upstream (Note)
x	x	x	x	x	1	x	x	Bands downstream (Note)
x	x	x	x	1	x	x	x	RFI bands (Note)
x	x	x	1	x	x	x	x	Initial IDFT size ( $2N$ )
x	x	1	x	x	x	x	x	CE lengths
x	x	0	0	0	0	0	0	No parameters in this octet

NOTE – The length of the corresponding NPar(3) field is variable and is a multiple of 6 octets. The length depends on the total number of bands "j" to be specified. "j" is the band index (starting from 1).

**Table 11.68.0.1 – Standard information field – G.993.2 SPar(2) coding – Octet 2**

		Bits						
8	7	6	5	4	3	2	1	G.993.2 SPar(2)s – Octet 2
x	x	x	x	x	x	x	1	Annex A US0
x	x	x	x	x	x	1	x	Annex B US0
x	x	x	x	x	1	x	x	Annex C US0
x	x	x	x	1	x	x	x	Reserved for allocation by ITU-T
x	x	x	1	x	x	x	x	Reserved for allocation by ITU-T
x	x	1	x	x	x	x	x	Reserved for allocation by ITU-T
x	x	0	0	0	0	0	0	No parameters in this octet

**Table 11.68.1 – Standard information field – G.993.2 profiles NPar(3) coding – Octet 1**

		Bits						
8	7	6	5	4	3	2	1	G.993.2 profiles NPar(3)s – Octet 1
x	x	x	x	x	x	x	1	Profile 8a
x	x	x	x	x	x	1	x	Profile 8b
x	x	x	x	x	1	x	x	Profile 8c
x	x	x	x	1	x	x	x	Profile 8d
x	x	x	1	x	x	x	x	Profile 12a
x	x	1	x	x	x	x	x	Profile 12b
x	x	0	0	0	0	0	0	No parameters in this octet

**Table 11.68.1.1 – Standard information field – G.993.2 profiles NPar(3) coding – Octet 2**

		Bits						
8	7	6	5	4	3	2	1	G.993.2 profiles NPar(3)s – Octet 2
x	x	x	x	x	x	x	1	Profile 17a
x	x	x	x	x	x	1	x	Profile 30a
x	x	x	x	x	1	x	x	Reserved for allocation by ITU-T
x	x	x	x	1	x	x	x	Reserved for allocation by ITU-T
x	x	x	1	x	x	x	x	Reserved for allocation by ITU-T
x	x	1	x	x	x	x	x	Reserved for allocation by ITU-T
x	x	0	0	0	0	0	0	No parameters in this octet

**Table 11.68.2.6j-6 – Standard information field – G.993.2 bands upstream NPar(3) coding – Octet 6j – 5 (j = 1, 2, 3, 4)**

		Bits						
8	7	6	5	4	3	2	1	G.993.2 bands upstream NPar(3)s – Octet 6j – 5 (j = 1, 2, 3, 4)
x	x	0	0	0	0	0	x	End sub-carrier index of band j (bit 13)

**Table 11.68.2.6j-5 – Standard information field – G.993.2  
bands upstream NPar(3) coding – Octet 6j – 4 (j = 1, 2, 3, 4)**

		Bits						
8	7	6	5	4	3	2	1	
x	x	x	x	x	x	x	x	G.993.2 bands upstream NPar(3)s – Octet 6j – 4 (j = 1, 2, 3, 4)
								End sub-carrier index of band j (bits 12 to 7)

**Table 11.68.2.6j-4 – Standard information field – G.993.2  
bands upstream NPar(3) coding – Octet 6j – 3 (j = 1, 2, 3, 4)**

		Bits						
8	7	6	5	4	3	2	1	
x	x	x	x	x	x	x	x	G.993.2 bands upstream NPar(3)s – Octet 6j – 3 (j = 1, 2, 3, 4)
								End sub-carrier index of band j (bits 6 to 1)

**Table 11.68.2.6j-3 – Standard information field – G.993.2  
bands upstream NPar(3) coding – Octet 6j – 2 (j = 1, 2, 3, 4)**

		Bits						
8	7	6	5	4	3	2	1	
x	x	0	0	0	0	0	x	G.993.2 bands upstream NPar(3)s – Octet 6j – 2 (j = 1, 2, 3, 4)
								Start sub-carrier index of band j (bit 13)

**Table 11.68.2.6j-2 – Standard information field – G.993.2  
bands upstream NPar(3) coding – Octet 6j – 1 (j = 1, 2, 3, 4)**

		Bits						
8	7	6	5	4	3	2	1	
x	x	x	x	x	x	x	x	G.993.2 bands upstream NPar(3)s – Octet 6j – 1 (j = 1, 2, 3, 4)
								Start sub-carrier index of band j (bits 12 to 7)

**Table 11.68.2.6j-1 – Standard information field – G.993.2  
bands upstream NPar(3) coding – Octet 6j (j = 1, 2, 3, 4)**

		Bits						
8	7	6	5	4	3	2	1	
x	x	x	x	x	x	x	x	G.993.2 bands upstream NPar(3)s – Octet 6j (j = 1, 2, 3, 4)
								Start sub-carrier index of band j (bits 6 to 1)

**Table 11.68.3.6j-6 – Standard information field – G.993.2  
bands downstream NPar(3) coding – Octet 6j – 5 (j = 1, 2, 3, 4)**

		Bits						
8	7	6	5	4	3	2	1	
x	x	0	0	0	0	0	x	G.993.2 bands downstream NPar(3)s – Octet 6j – 5 (j = 1, 2, 3, 4)
								End sub-carrier index of band j (bit 13)

**Table 11.68.3.6j-5 – Standard information field – G.993.2  
bands downstream NPar(3) coding – Octet 6j – 4 (j = 1, 2, 3, 4)**

		Bits						
8	7	6	5	4	3	2	1	
x	x	x	x	x	x	x	x	G.993.2 bands downstream NPar(3)s – Octet 6j – 4 (j = 1, 2, 3, 4)
								End sub-carrier index of band j (bits 12 to 7)

**Table 11.68.3.6j-4 – Standard information field – G.993.2  
bands downstream NPar(3) coding – Octet 6j – 3 (j = 1, 2, 3, 4)**

		Bits						
8	7	6	5	4	3	2	1	
x	x	x	x	x	x	x	x	G.993.2 bands downstream NPar(3)s – Octet 6j – 3 (j = 1, 2, 3, 4)
								End sub-carrier index of band j (bits 6 to 1)

**Table 11.68.3.6j-3 – Standard information field – G.993.2  
bands downstream NPar(3) coding – Octet 6j – 2 (j = 1, 2, 3, 4)**

		Bits						
8	7	6	5	4	3	2	1	
x	x	0	0	0	0	0	x	G.993.2 bands downstream NPar(3)s – Octet 6j – 2 (j = 1, 2, 3, 4)
								Start sub-carrier index of band j (bit 13)

**Table 11.68.3.6j-2 – Standard information field – G.993.2  
bands downstream NPar(3) coding – Octet 6j – 1 (j = 1, 2, 3, 4)**

		Bits						
8	7	6	5	4	3	2	1	
x	x	x	x	x	x	x	x	G.993.2 bands downstream NPar(3)s – Octet 6j – 1 (j = 1, 2, 3, 4)
								Start sub-carrier index of band j (bits 12 to 7)

**Table 11.68.3.6j-1 – Standard information field – G.993.2  
bands downstream NPar(3) coding – Octet 6j (j = 1, 2, 3, 4)**

		Bits						
8	7	6	5	4	3	2	1	
x	x	x	x	x	x	x	x	G.993.2 bands downstream NPar(3)s – Octet 6j (j = 1, 2, 3, 4)
								Start sub-carrier index of band j (bits 6 to 1)

**Table 11.68.4.6j-6 – Standard information field – G.993.2  
RFI bands NPar(3) coding – Octet 6j – 5 (j = 1 to 16)**

		Bits						
8	7	6	5	4	3	2	1	
x	x	0	0	0	0	0	x	G.993.2 RFI bands NPar(3)s – Octet 6j – 5 (j = 1 to 16)
								End sub-carrier index of band j (bit 13)

**Table 11.68.4.6j-5 – Standard information field – G.993.2  
RFI bands NPar(3) coding – Octet 6j – 4 (j = 1 to 16)**

		Bits						
8	7	6	5	4	3	2	1	
x	x	x	x	x	x	x	x	G.993.2 RFI bands NPar(3)s – Octet 6j – 4 (j = 1 to 16)
								End sub-carrier index of band j (bits 12 to 7)

**Table 11.68.4.6j-4 – Standard information field – G.993.2  
RFI bands NPar(3) coding – Octet 6j – 3 (j = 1 to 16)**

		Bits						
8	7	6	5	4	3	2	1	
x	x	x	x	x	x	x	x	G.993.2 RFI bands NPar(3)s – Octet 6j – 3 (j = 1 to 16)
								End sub-carrier index of band j (bits 6 to 1)



**Table 11.68.4.6j-3 – Standard information field – G.993.2  
RFI bands NPar(3) coding – Octet 6j – 2 (j = 1 to 16)**

		Bits						
8	7	6	5	4	3	2	1	
x	x	0	0	0	0	0	x	G.993.2 RFI bands NPar(3)s – Octet 6j – 2 (j = 1 to 16) Start sub-carrier index of band j (bit 13)

**Table 11.68.4.6j-2 – Standard information field – G.993.2  
RFI bands NPar(3) coding – Octet 6j – 1 (j = 1 to 16)**

		Bits						
8	7	6	5	4	3	2	1	
x	x	x	x	x	x	x	x	G.993.2 RFI bands NPar(3)s – Octet 6j – 1 (j = 1 to 16) Start sub-carrier index of band j (bits 12 to 7)

**Table 11.68.4.6j-1 – Standard information field – G.993.2  
RFI bands NPar(3) coding – Octet 6j (j = 1 to 16)**

		Bits						
8	7	6	5	4	3	2	1	
x	x	x	x	x	x	x	x	G.993.2 RFI bands NPar(3)s – Octet 6j (j = 1 to 16) Start sub-carrier index of band j (bits 6 to 1)

**Table 11.68.5 – Standard information field – G.993.2  
initial IDFT size NPar(3) coding**

		Bits						
8	7	6	5	4	3	2	1	
x	x			x	x	x	x	G.993.2 initial IDFT size NPar(3)s IDFT size $2N = 2^n$ (n = 6 to 13, bits 4 to 1)
x	x		1					Reserved for allocation by ITU-T
x	x		1					Reserved for allocation by ITU-T
x	x	0	0	0	0	0	0	No parameters in this octet

**Table 11.68.6 – Standard information field – G.993.2  
CE length NPar(3) coding – Octet 1**

		Bits						
8	7	6	5	4	3	2	1	
x	x	x	x	x	x	x	1	G.993.2 CE length NPar(3)s – Octet 1 Length of CE ( $m = 2$ )
x	x	x	x	x	x	1	x	Length of CE ( $m = 3$ )
x	x	x	x	x	1	x	x	Length of CE ( $m = 4$ )
x	x	x	x	1	x	x	x	Length of CE ( $m = 5$ )
x	x	x	1	x	x	x	x	Length of CE ( $m = 6$ )
x	x	1	x	x	x	x	x	Length of CE ( $m = 7$ )
x	x	0	0	0	0	0	0	No parameters in this octet

**Table 11.68.6.1 – Standard information field – G.993.2  
CE length NPar(3) coding – Octet 2**

		Bits						
8	7	6	5	4	3	2	1	G.993.2 CE length NPar(3)s – Octet 2
x	x	x	x	x	x	x	1	Length of CE ( $m = 8$ )
x	x	x	x	x	x	1	x	Length of CE ( $m = 9$ )
x	x	x	x	x	1	x	x	Length of CE ( $m = 10$ )
x	x	x	x	1	x	x	x	Length of CE ( $m = 11$ )
x	x	x	1	x	x	x	x	Length of CE ( $m = 12$ )
x	x	1	x	x	x	x	x	Length of CE ( $m = 13$ )
x	x	0	0	0	0	0	0	No parameters in this octet

**Table 11.68.6.2 – Standard information field – G.993.2  
CE length NPar(3) coding – Octet 3**

		Bits						
8	7	6	5	4	3	2	1	G.993.2 CE length NPar(3)s – Octet 3
x	x	x	x	x	x	x	1	Length of CE ( $m = 14$ )
x	x	x	x	x	x	1	x	Length of CE ( $m = 15$ )
x	x	x	x	x	1	x	x	Length of CE ( $m = 16$ )
x	x	x	x	1	x	x	x	Reserved for allocation by ITU-T
x	x	x	1	x	x	x	x	Reserved for allocation by ITU-T
x	x	1	x	x	x	x	x	Reserved for allocation by ITU-T
x	x	0	0	0	0	0	0	No parameters in this octet

**Table 11.68.7 – Standard information field – G.993.2  
Annex A US0 NPar(3) coding – Octet 1**

		Bits						
8	7	6	5	4	3	2	1	G.993.2 Annex A US0 NPar(3)s – Octet 1
x	x	x	x	x	x	x	1	EU-32
x	x	x	x	x	x	1	x	EU-36
x	x	x	x	x	1	x	x	EU-40
x	x	x	x	1	x	x	x	EU-44
x	x	x	1	x	x	x	x	EU-48
x	x	1	x	x	x	x	x	EU-52
x	x	0	0	0	0	0	0	No parameters in this octet

**Table 11.68.7.1 – Standard information field – G.993.2  
Annex A US0 NPar(3) coding – Octet 2**

		Bits						
8	7	6	5	4	3	2	1	G.993.2 Annex A US0 NPar(3)s – Octet 2
x	x	x	x	x	x	x	1	EU-56
x	x	x	x	x	x	1	x	EU-60
x	x	x	x	x	1	x	x	EU-64
x	x	x	x	1	x	x	x	EU-128
x	x	x	1	x	x	x	x	Reserved for allocation by ITU-T
x	x	1	x	x	x	x	x	Reserved for allocation by ITU-T
x	x	0	0	0	0	0	0	No parameters in this octet

**Table 11.68.7.2 – Standard information field – G.993.2  
Annex A US0 NPar(3) coding – Octet 3**

		Bits						
8	7	6	5	4	3	2	1	G.993.2 Annex A US0 NPar(3)s – Octet 3
x	x	x	x	x	x	x	1	ADLU-32
x	x	x	x	x	x	1	x	ADLU-36
x	x	x	x	x	1	x	x	ADLU-40
x	x	x	x	1	x	x	x	ADLU-44
x	x	x	1	x	x	x	x	ADLU-48
x	x	1	x	x	x	x	x	ADLU-52
x	x	0	0	0	0	0	0	No parameters in this octet

**Table 11.68.7.3 – Standard information field – G.993.2  
Annex A US0 NPar(3) coding – Octet 4**

		Bits						
8	7	6	5	4	3	2	1	G.993.2 Annex A US0 NPar(3)s – Octet 4
x	x	x	x	x	x	x	1	ADLU-56
x	x	x	x	x	x	1	x	ADLU-60
x	x	x	x	x	1	x	x	ADLU-64
x	x	x	x	1	x	x	x	ADLU-128
x	x	x	1	x	x	x	x	Reserved for allocation by ITU-T
x	x	1	x	x	x	x	x	Reserved for allocation by ITU-T
x	x	0	0	0	0	0	0	No parameters in this octet

**Table 11.68.7.4 – Standard information field – G.993.2  
Annex A US0 NPar(3) coding – Octet 5**

		Bits						
8	7	6	5	4	3	2	1	G.993.2 Annex A US0 NPar(3)s – Octet 5
x	x	x	x	x	x	x	1	US0 supported in profile 12b
x	x	x	x	x	x	1	x	US0 supported in profile 17a
x	x	x	x	x	1	x	x	Reserved for allocation by ITU-T
x	x	x	x	1	x	x	x	Reserved for allocation by ITU-T
x	x	x	1	x	x	x	x	Reserved for allocation by ITU-T
x	x	1	x	x	x	x	x	Reserved for allocation by ITU-T
x	x	0	0	0	0	0	0	No parameters in this octet

**Table 11.68.8 – Standard information field – G.993.2  
Annex B US0 NPar(3) coding – Octet 1**

		Bits						
8	7	6	5	4	3	2	1	G.993.2 Annex B US0 NPar(3)s – Octet 1
x	x	x	x	x	x	x	1	25-138 kHz (A): B7-1, B7-5, B8-1, B8-4
x	x	x	x	x	x	1	x	25-276 kHz (M): B7-2, B7-3, B7-4, B7-6, B8-5
x	x	x	x	x	1	x	x	120-276 kHz (B): B8-2, B8-6
x	x	x	x	1	x	x	x	Reserved for allocation by ITU-T
x	x	x	1	x	x	x	x	Reserved for allocation by ITU-T
x	x	1	x	x	x	x	x	Reserved for allocation by ITU-T
x	x	0	0	0	0	0	0	No parameters in this octet

**Table 11.68.8.2 – Standard information field – G.993.2  
Annex B US0 NPar(3) coding – Octet 2**

		Bits						
8	7	6	5	4	3	2	1	G.993.2 Annex B US0 NPar(3)s – Octet 2
x	x	x	x	x	x	x	1	US0 supported in profile 12b
x	x	x	x	x	x	1	x	US0 supported in profile 17a
x	x	x	x	x	1	x	x	Reserved for allocation by ITU-T
x	x	x	x	1	x	x	x	Reserved for allocation by ITU-T
x	x	x	1	x	x	x	x	Reserved for allocation by ITU-T
x	x	1	x	x	x	x	x	Reserved for allocation by ITU-T
x	x	0	0	0	0	0	0	No parameters in this octet

**Table 11.68.9 – Standard information field – G.993.2  
Annex C US0 NPar(3) coding – Octet 1**

		Bits						
8	7	6	5	4	3	2	1	G.993.2 Annex C US0 NPar(3)s – Octet 1
x	x	x	x	x	x	x	1	25-138 kHz type (b)
x	x	x	x	x	x	1	x	25-276 kHz type (b)
x	x	x	x	x	1	x	x	Reserved for allocation by ITU-T
x	x	x	x	1	x	x	x	Reserved for allocation by ITU-T
x	x	x	1	x	x	x	x	Reserved for allocation by ITU-T
x	x	1	x	x	x	x	x	Reserved for allocation by ITU-T
x	x	0	0	0	0	0	0	No parameters in this octet

**Table 11.68.9.1 – Standard information field – G.993.2  
Annex C US0 NPar(3) coding – Octet 2**

		Bits						
8	7	6	5	4	3	2	1	G.993.2 Annex C US0 NPar(3)s – Octet 2
x	x	x	x	x	x	x	1	25-138 kHz type (co)
x	x	x	x	x	x	1	x	25-276 kHz type (co)
x	x	x	x	x	1	x	x	Reserved for allocation by ITU-T
x	x	x	x	1	x	x	x	Reserved for allocation by ITU-T
x	x	x	1	x	x	x	x	Reserved for allocation by ITU-T
x	x	1	x	x	x	x	x	Reserved for allocation by ITU-T
x	x	0	0	0	0	0	0	No parameters in this octet

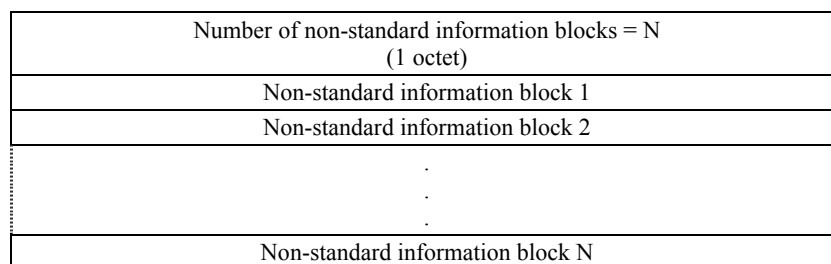
**Table 11.68.9.2 – Standard information field – G.993.2  
Annex C US0 NPar(3) coding – Octet 3**

		Bits						
8	7	6	5	4	3	2	1	G.993.2 Annex C US0 NPar(3)s – Octet 3
x	x	x	x	x	x	x	1	US0 supported in profile 12b
x	x	x	x	x	x	1	x	US0 supported in profile 17a
x	x	x	x	x	1	x	x	Reserved for allocation by ITU-T
x	x	x	x	1	x	x	x	Reserved for allocation by ITU-T
x	x	x	1	x	x	x	x	Reserved for allocation by ITU-T
x	x	1	x	x	x	x	x	Reserved for allocation by ITU-T
x	x	0	0	0	0	0	0	No parameters in this octet

## 9.5 Non-standard information field (NS)

MP, MS, CL and CLR messages may optionally contain a non-standard information field to convey information beyond that defined in this Recommendation. For MR, ACK, NAK and REQ messages, the non-standard information field is not used and is therefore of zero length. When non-standard information is to be sent, the "non-standard field" parameter shall be set to binary ONE in the identification field of the transmitted message (see Table 8).

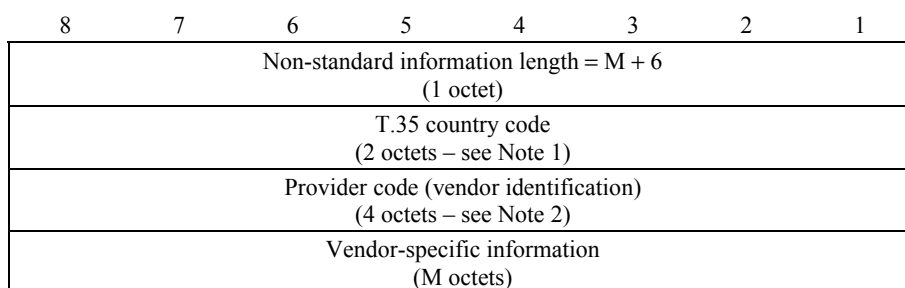
The non-standard information field may be composed of one or more non-standard information blocks. The format of the non-standard information field is shown in Figure 10. The first octet of the non-standard information field shall indicate the number of non-standard information blocks to follow.



**Figure 10 – Non-standard information field (NS) format**

Each non-standard information block (see Figure 11) is composed of:

- a length indicator (one octet) specifying the length of the remainder of the block;
- a country code (2 octets), as defined in [ITU-T T.35];
- a 4-octet provider code as specified by the country identified in [ITU-T T.35]; and
- non-standard information (M octets).



NOTE 1 – If the bits in the first octet are not all set to binary ONE, the bits in the second octet shall be set to binary ZERO by the transmitter and ignored by the receiver.

NOTE 2 – Specification of the coding and order of transmission of this field is the responsibility of the regional standards body allocating the provider code. See Appendix II for provider code contact information.

**Figure 11 – Non-standard information block format**

## 9.6 Overall message composition

Table 12 shows which fields are permitted in each message type. An "X" indicates that the field shall be included whilst a "-" indicates that the field shall not be included.

Once a transaction C (see clause 10.1) has been completed, any subsequent MS message within the same G.994.1 session shall only contain those octets of the identification (I) and standard information (S) fields, and those blocks of non-standard information (NS) that were contained in both the CLR and CL messages of the previous transaction C.

**Table 12 – Overall message composition**

Messages	Identification			Standard information	Non-standard information
	Message type and version (2 octets)	Additional information		Modulations and protocols available (Note 2)	(Note 3) $\left[ 1 + \sum_{i=1}^N (7 + M_i) \right]$ octets
		Vendor ID (8 octets)	Retransmission (Note 4)		
MR	X	–	–	–	–
CLR	X	X	–	X	as necessary
CL	X	X	–	X	as necessary
MS	X	–	–	X	as necessary
MP	X	–	–	X	as necessary
ACK	X	–	–	–	–
NAK	X	–	–	–	–
REQ	X	–	X	–	–

NOTE 1 – As defined in the tables in clause 9.3.4.  
 NOTE 2 – As defined in the tables in clause 9.4.  
 NOTE 3 – As defined in Figures 10 and 11 in clause 9.5.  
 NOTE 4 – Only used for REQ-RTX, as defined in clause 9.3.3.2.

## 10 G.994.1 transactions

All permitted G.994.1 transactions are described in this clause.

An overview of the set of basic transactions specified in this Recommendation and the use of ACK(1) is given in clause 10.1. The use of REQ-MS, REQ-MR and REQ-CLR to create extended transactions is described in clause 10.2. Message segmentation and the use of ACK(2) is discussed in clause 10.3. The complete specification of all state transitions permitted during a G.994.1 session is contained in clause 10.4. The use of REQ-RTX to recover from the reception of an errored frame is described in clause 10.5.

Error recovery procedures and the use of NAK-EF are discussed in clause 12.

### 10.1 Basic transactions

Basic transactions may be classified as one of two types:

- those that exchange and negotiate capabilities between the HSTU-C and HSTU-R; and
- those that select a mode of operation.

Table 13 shows the set of basic transactions specified in this Recommendation. An "X" indicates that the basic transaction is supported for the stated version number (see clause 9.3.2) whilst a "–" indicates that it is not. Each transaction is initiated by the HSTU-R and ends with an ACK(1). With basic transactions, the HSTU-R controls the negotiation procedure. At the end of a basic G.994.1 transaction, the stations shall either terminate the G.994.1 session (applies to transactions A, B, C and D) as specified in clause 11.3, or shall go to the initial HSTU-x transaction state (applies to transaction C only) as shown in Figures 12.x or 13.x.

NOTE – The continuation of G.994.1 modulation after the conclusion of the G.994.1 session, for the purpose of implementing other protocols (for example [ITU-T G.997.1] – see Table 10), is for further study.

**Table 13 – Basic G.994.1 transactions**

Transaction identifier	HSTU-R	HSTU-C	HSTU-R	G.994.1 version 1 support	G.994.1 version 2 and 3 support
A	MS →	ACK(1)		X	X
B	MR →	MS →	ACK(1)	X	X
C	CLR →	CL →	ACK(1)	X	X
D	MP →	MS →	ACK(1)	–	X

### 10.1.1 Transaction A

In transaction A, the HSTU-R selects a mode of operation and requests that the HSTU-C transition to the selected mode. When the HSTU-C responds with an ACK(1) message, both stations shall transition to the selected mode.

If the HSTU-R cannot determine a common mode of operation (either standard or non-standard) from previous capabilities exchanges, or is not prepared to select a mode at this time, it shall send an MS message with the non-standard field bit in Table 8 and all coding points in Tables 10 and 11 set to binary ZERO. When the HSTU-C receives this message, it shall respond with an ACK(1) message. The HSTU-R shall then initiate the clear-down procedure specified in clause 11.3.

### 10.1.2 Transaction B

In transaction B, the HSTU-R requests that the HSTU-C select the mode of operation. The HSTU-C selects the mode by transmitting an MS message. When the HSTU-R responds with an ACK(1) message, both stations shall transition to the selected mode.

If the HSTU-C cannot determine a common mode of operation (either standard or non-standard) from previous capabilities exchanges, or is not prepared to select a mode at this time, it shall send an MS message with the non-standard field bit in Table 8 and all coding points in Tables 10 and 11 set to binary ZERO. When the HSTU-R receives this message, it shall respond with an ACK(1) message. The HSTU-C shall then initiate the clear-down procedure specified in clause 11.3.

### 10.1.3 Transaction C

In transaction C, capabilities are exchanged and negotiated by the two stations. Transaction C shall be followed by either transaction A, transaction B or transaction D during the same session to select a common mode of operation identified during the capabilities exchange.

### 10.1.4 Transaction D

In transaction D, the HSTU-R proposes a mode of operation and requests that the HSTU-C select the mode of operation. The HSTU-C selects the mode by transmitting an MS message. When the HSTU-R responds with an ACK(1) message, both stations shall transition to the selected mode.

If the HSTU-C cannot determine a common mode of operation (either standard or non-standard) from previous capabilities exchanges, or is not prepared to select a mode at this time, it shall send an MS message with the non-standard field bit in Table 8 and all coding points in Tables 10 and 11 set to binary ZERO. When the HSTU-R receives the MS message, it shall respond with an ACK(1) message. The HSTU-C shall then initiate the clear-down procedure specified in clause 11.3.

## 10.2 Extended transactions

Table 14 shows the set of extended transactions specified in this Recommendation. An "X" indicates that the extended transaction is supported for the stated version number (see clause 9.3.2) whilst a "-" indicates that it is not. Each transaction is initiated by the HSTU-R and ends with an ACK(1). Extended transactions are derived from a concatenation of two basic transactions. They are used when the HSTU-C wishes to control the negotiation procedure. At the end of an extended



G.994.1 transaction, the stations shall either terminate the G.994.1 session as specified in clause 11.3, or shall go to the initial HSTU-x transaction state as shown in Figures 12.x or 13.x.

NOTE – The continuation of G.994.1 modulation after the conclusion of the G.994.1 session, for the purpose of implementing other protocols (for example [ITU-T G.997.1] – see Table 10), is for further study.

**Table 14 – Extended G.994.1 transactions**

Transaction identifier	HSTU-R	HSTU-C	HSTU-R	HSTU-C	HSTU-R	G.994.1 version 1 support	G.994.1 version 2 and 3 support
A:B	MS →	REQ-MR →	MR →	MS →	ACK(1)	X	X
B:A	MR →	REQ-MS →	MS →	ACK(1)		X	X
A:C	MS →	REQ-CLR →	CLR →	CL →	ACK(1)	X	X
B:C	MR →	REQ-CLR →	CLR →	CL →	ACK(1)	X	X
D:C	MP →	REQ-CLR →	CLR →	CL →	ACK(1)	–	X

### 10.2.1 Transaction A:B

In transaction A:B, the HSTU-R selects a mode of operation and requests that the HSTU-C transition to the selected mode. However, rather than responding to the MS message with an ACK(1) message as is the case for basic transaction A, the HSTU-C responds to the MS message with a REQ-MR message requesting the HSTU-R to proceed directly into basic transaction B without returning to the initial transaction state.

### 10.2.2 Transaction B:A

In transaction B:A, the HSTU-R requests that the HSTU-C select the mode of operation. However, rather than responding to the MR message with an MS message as is the case for basic transaction B, the HSTU-C responds to the MR message with a REQ-MS message requesting the HSTU-R to proceed directly into basic transaction A without returning to the initial transaction state.

### 10.2.3 Transaction A:C

In transaction A:C, the HSTU-R selects a mode of operation and requests that the HSTU-C transition to the selected mode. However, rather than responding to the MS message with an ACK(1) message as is the case for basic transaction A, the HSTU-C responds to the MS message with a REQ-CLR message requesting the HSTU-R to proceed directly into basic transaction C without returning to the initial transaction state.

### 10.2.4 Transaction B:C

In transaction B:C, the HSTU-R requests that the HSTU-C select the mode of operation. However, rather than responding to the MR message with an MS message as is the case for basic transaction B, the HSTU-C responds to the MR message with a REQ-CLR message requesting the HSTU-R to proceed directly into a transaction C without returning to the initial transaction state.

### 10.2.5 Transaction D:C

In transaction D:C, the HSTU-R proposes a mode of operation and requests that the HSTU-C select the mode of operation. However, rather than responding to the MP message with an MS message as is the case for basic transaction D, the HSTU-C responds to the MP message with a REQ-CLR message requesting the HSTU-R to proceed directly into basic transaction C without returning to the initial transaction state.

### **10.3 Message segmentation**

Not including the two octets of FCS and any octets that have been inserted to achieve octet transparency (see clause 8.4), the maximum number of octets in any frame shall be 64. If the message exceeds this limit, the remainder of the message may be contained in subsequent frames. Whether or not the message exceeds 64 octets, it may be split into segments.

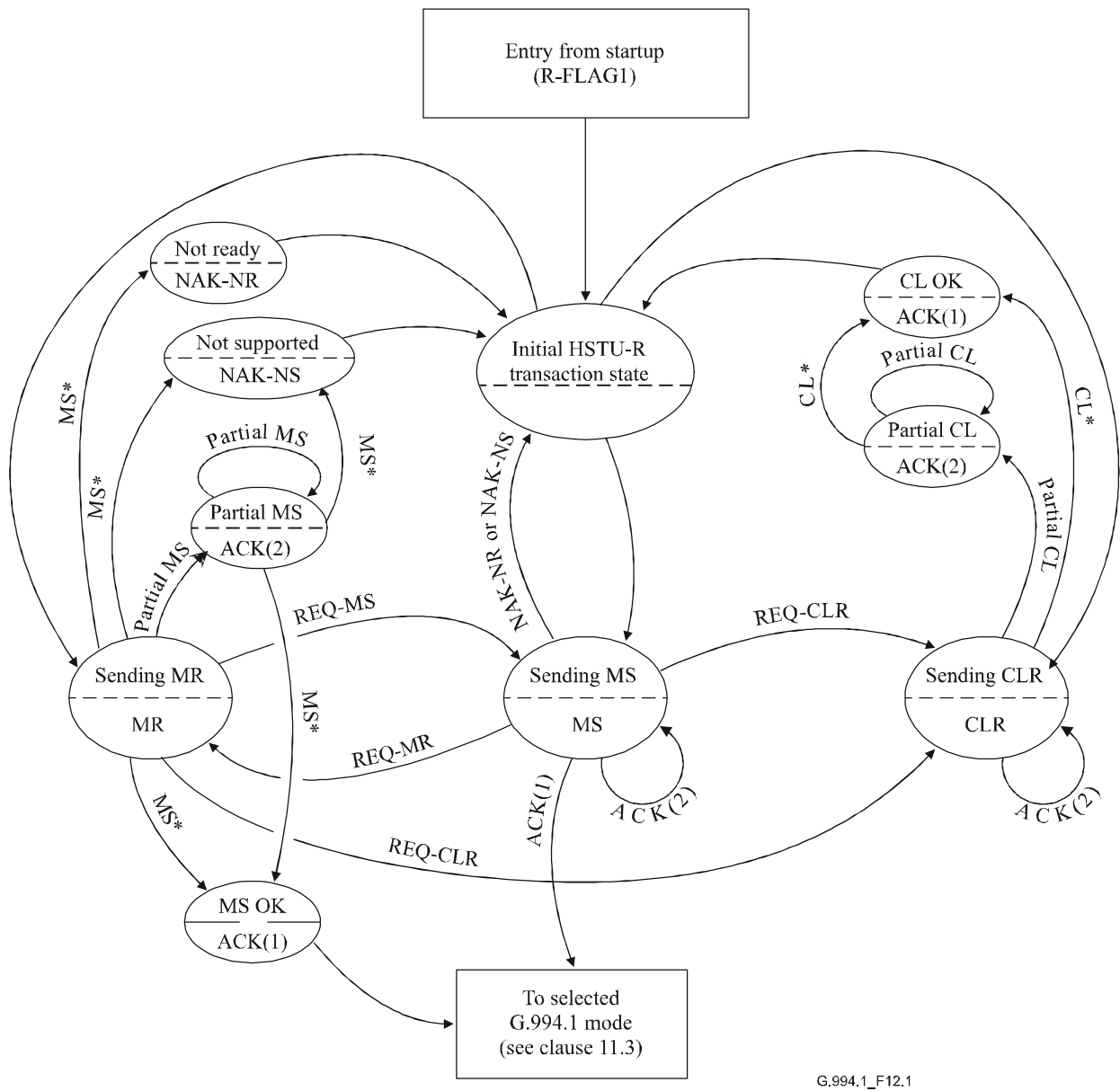
The receiving station shall parse the frame to determine if the message has been fully transmitted. If the message has not been fully transmitted, the receiving station may request transmission of the next segment by transmitting an ACK(2). Further segments shall only be sent in response to an ACK(2). Only CLR, CL, MP and MS messages may be segmented.

Where non-standard information is present in the message, the standard and non-standard information may be conveyed in separate frames.

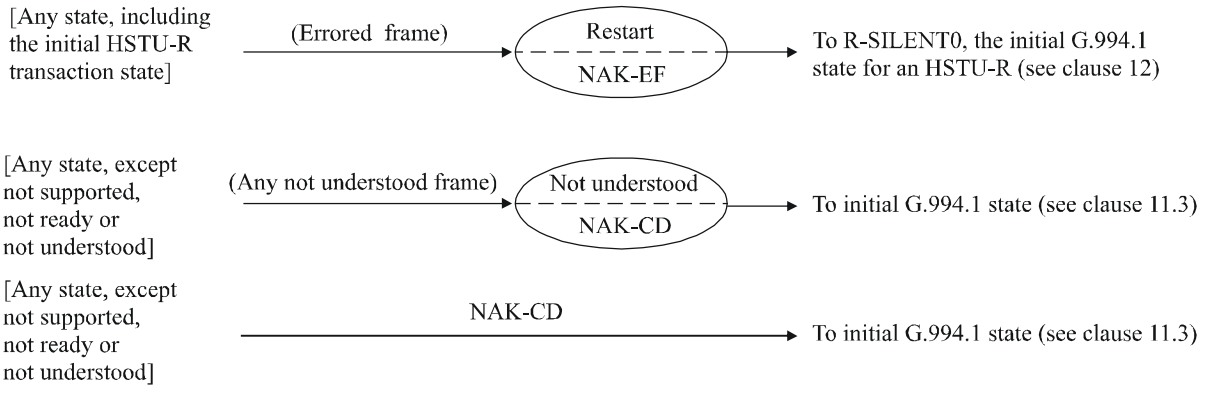
### **10.4 State transition diagrams**

For equipment that conforms to G.994.1 version 1 (see clause 9.3.2), Figures 12.1 and 13.1 specify all permitted state transitions for the HSTU-R and HSTU-C stations respectively. For equipment that conforms to G.994.1 version 2 (see clause 9.3.2), Figures 12.2 and 13.2 specify all permitted state transitions for the HSTU-R and HSTU-C stations respectively. For equipment that conforms to G.994.1 version 3 (see clause 9.3.2), Figures 12.3 and 13.3 specify all permitted state transitions for the HSTU-R and HSTU-C stations respectively.

The state transition diagrams show state information (the state name and current transmitted message) and transition information (received message that caused the state change).

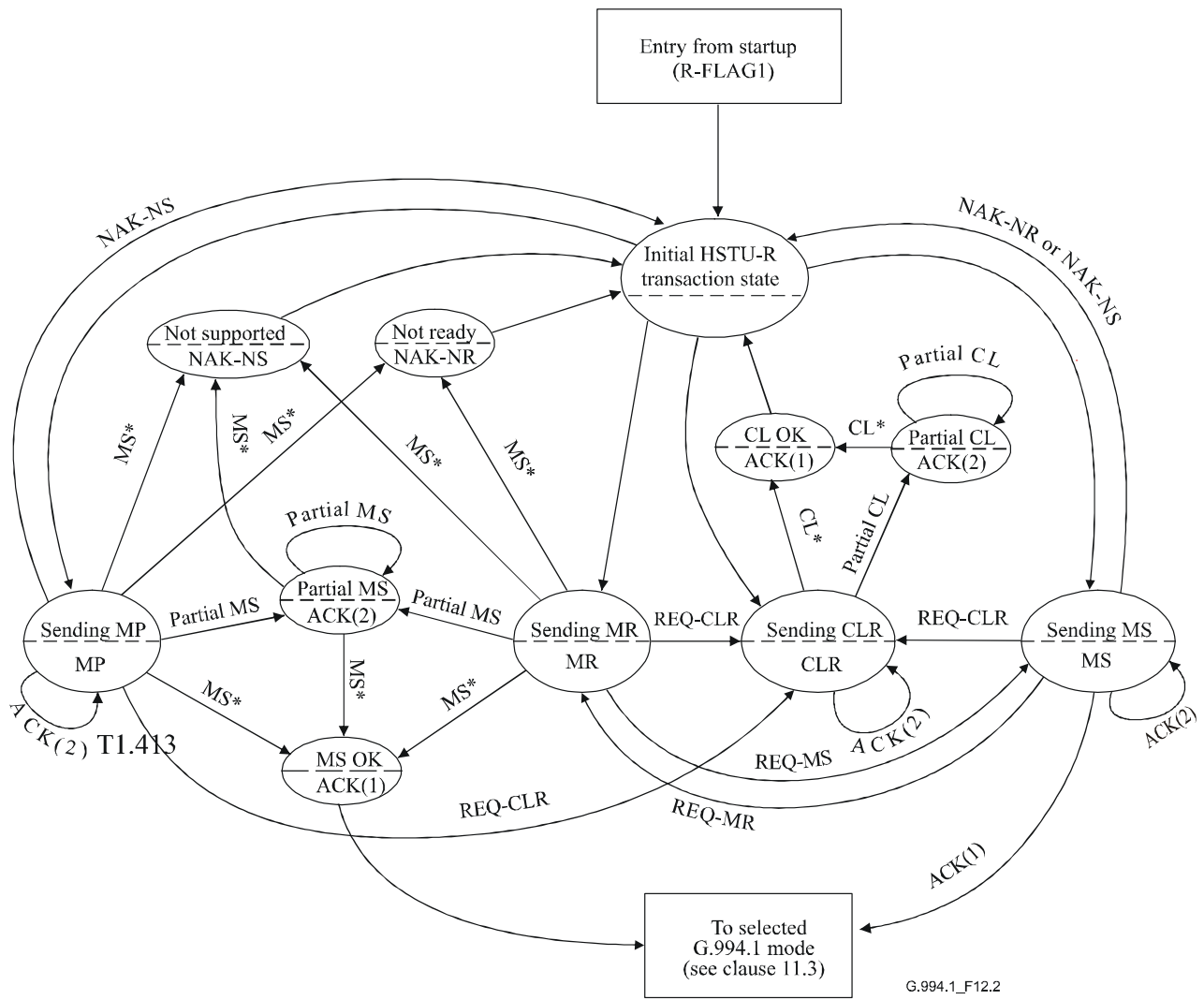


G.994.1\_F12.1

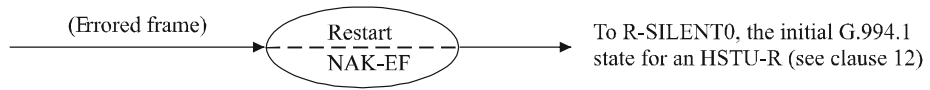


NOTE – Message names followed by an asterisk (\*) indicate that the state transition may be taken upon the reception of a complete message, or upon the reception of one or more segments of the message.

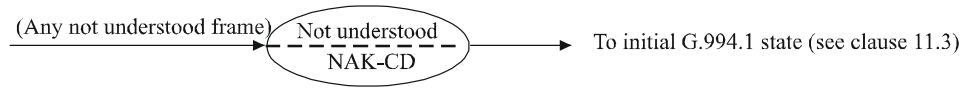
Figure 12.1 – HSTU-R state transition diagram (version 1)



[Any state, including the initial HSTU-R transaction state]



[Any state, except not supported, not ready or not understood]

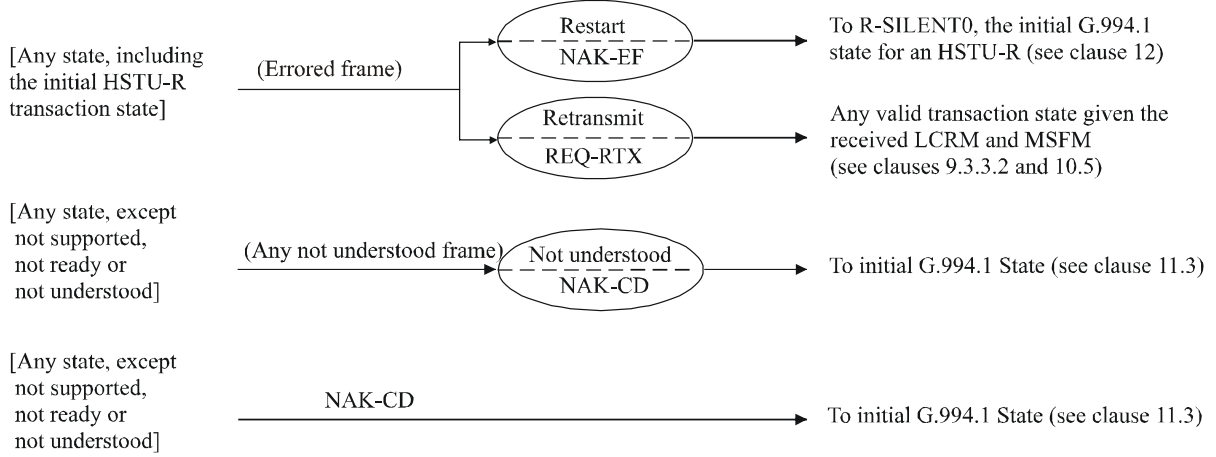
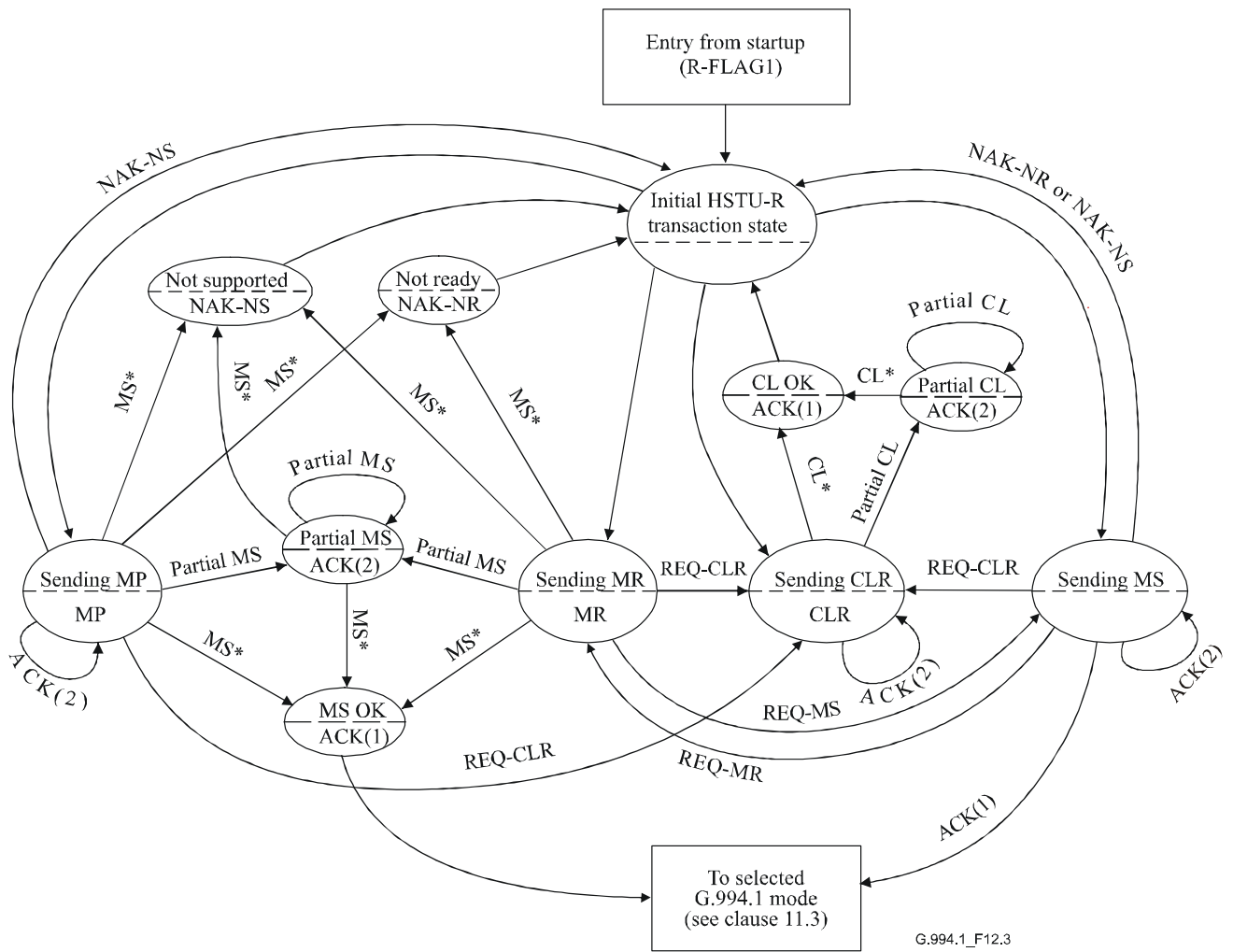


[Any state, except not supported, not ready or not understood]



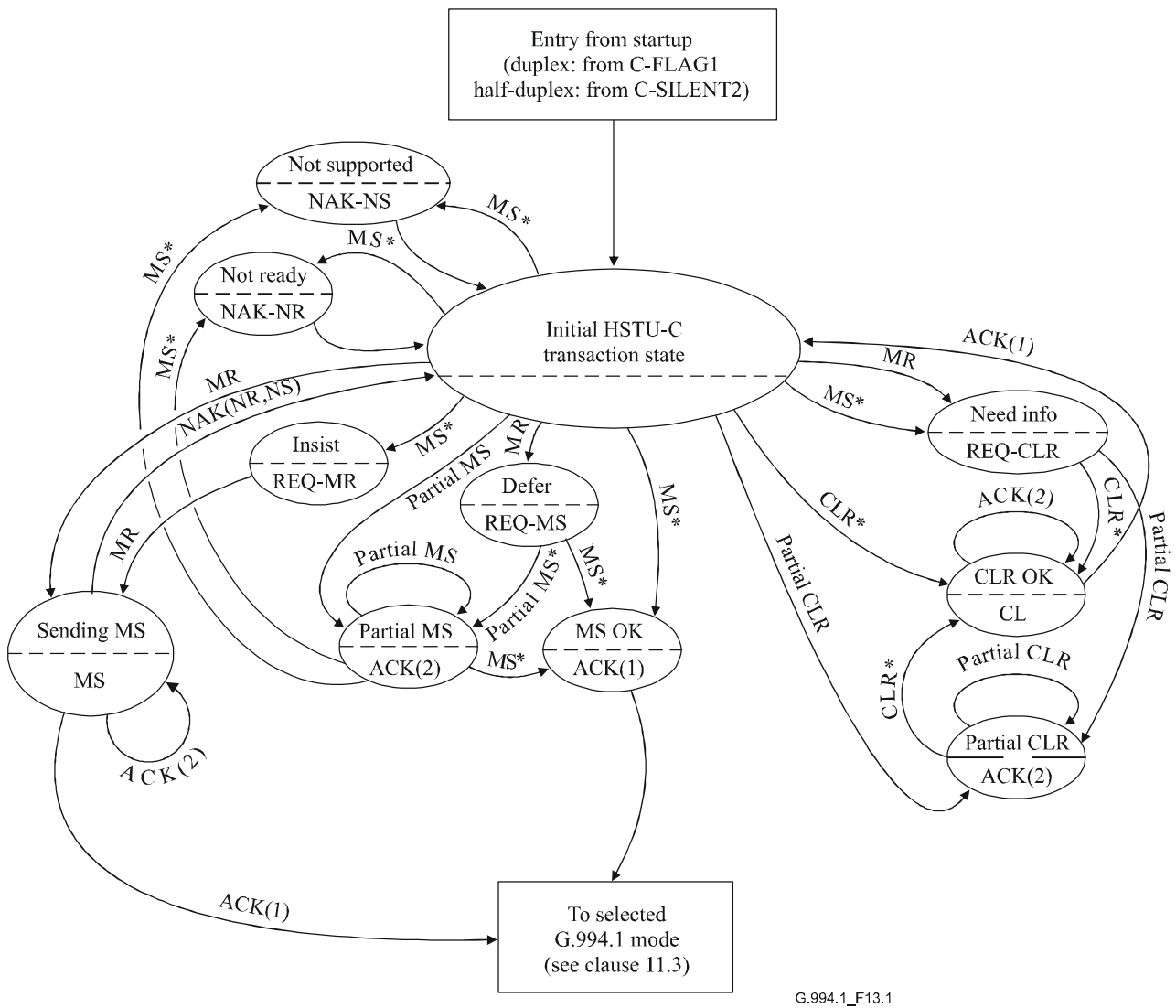
NOTE – Message names followed by an asterisk (\*) indicate that the state transition may be taken upon the reception of a complete message, or upon the reception of one or more segments of the message.

**Figure 12.2 – HSTU-R state transition diagram (version 2)**

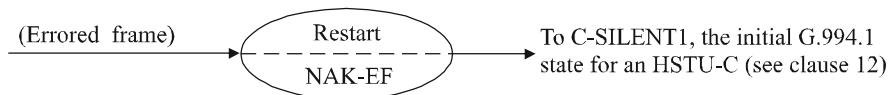


NOTE – Message names followed by an asterisk (\*) indicate that the state transition may be taken upon the reception of a complete message, or upon the reception of one or more segments of the message.

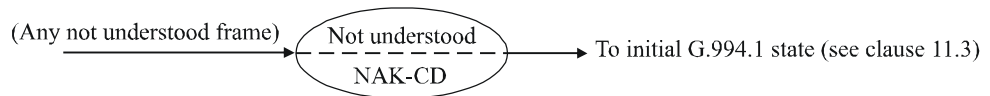
**Figure 12.3 – HSTU-R state transition diagram (version 3)**




[Any state, including the initial HSTU-C transaction state]



[Any state, except not supported, not ready or not understood]

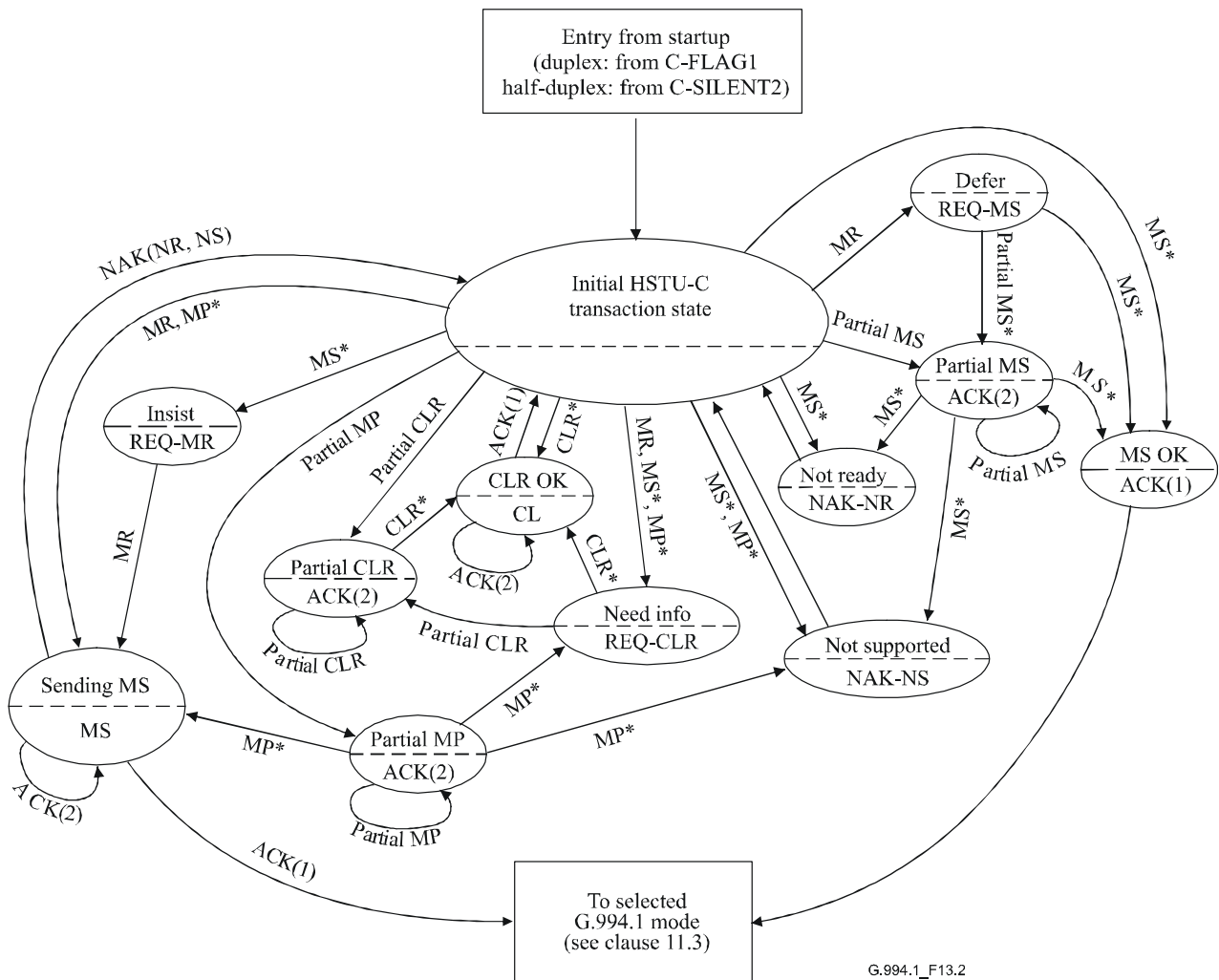


[Any state, except not supported, not ready or not understood]



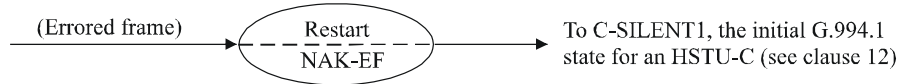
NOTE – Message names followed by an asterisk (\*) indicate that the state transition may be taken upon the reception of a complete message, or upon the reception of one or more segments of the message.

**Figure 13.1 – HSTU-C state transition diagram (version 1)**

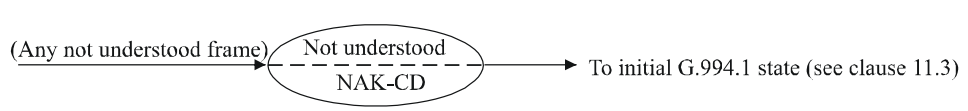


G.994.1\_F13.2

[Any state, including the initial HSTU-C transaction state]



[Any state except not supported, not ready or not understood]

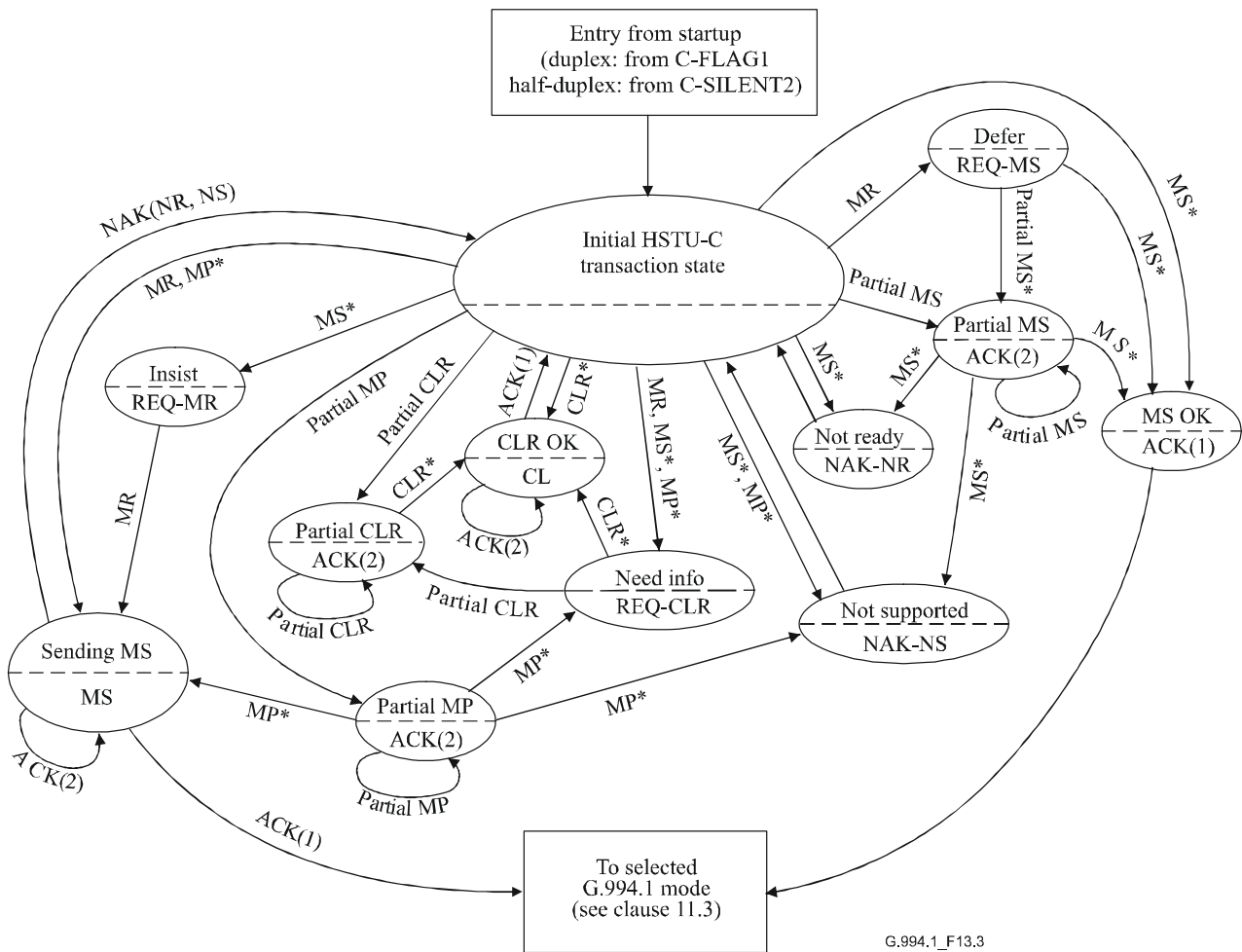


[Any state except not supported, not ready or not understood]

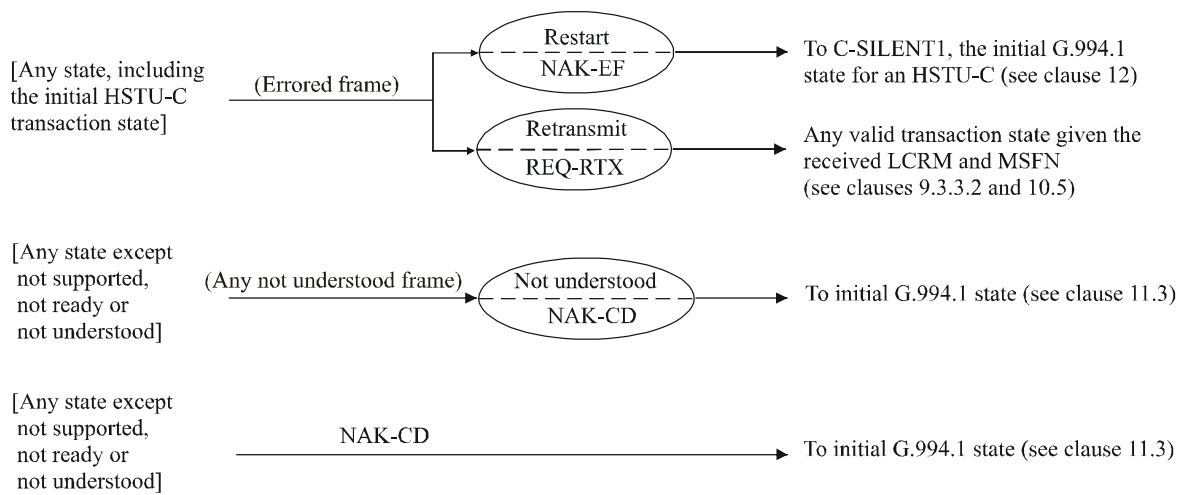


NOTE – Message names followed by an asterisk (\*) indicate that the state transition may be taken upon the reception of a complete message, or upon the reception of one or more segments of the message.

**Figure 13.2 – HSTU-C state transition diagram (version 2)**



G.994.1\_F13.3



NOTE – Message names followed by an asterisk (\*) indicate that the state transition may be taken upon the reception of a complete message, or upon the reception of one or more segments of the message.

**Figure 13.3 – HSTU-C state transition diagram (version 3)**

Transmission of signals associated with a selected mode shall follow the transmission of ACK(1) and the G.994.1 cleardown procedure. The time delay between the end of a G.994.1 session and the start of the selected mode is specified in the associated Recommendation.



## 10.5 Retransmission transactions

Retransmission transactions occur whenever an HSTU receives an errored frame and wishes to transmit the REQ-RTX message to initiate a retransmission instead of transmitting the NAK-EF message.

Tables 15 and 16 show the set of retransmission transactions specified in this Recommendation. An "X" indicates that the transaction is supported for the stated version number (see clause 9.3.2) whilst a "-" indicates that it is not.

**Table 15 – Retransmission G.994.1 transaction RA**

Transaction identifier	HSTU-C	HSTU-R	G.994.1 version 1 support	G.994.1 version 2 support	G.994.1 version 3 support
RA	REQ-RTX	(Note)	–	–	X
NOTE – Any frame that complies with the transaction rules that could follow the frame indicated in the LCRM and MSFN octets of the REQ-RTX message.					

**Table 16 – Retransmission G.994.1 transaction RB**

Transaction identifier	HSTU-R	HSTU-C	G.994.1 version 1 support	G.994.1 version 2 support	G.994.1 version 3 support
RB	REQ-RTX	(Note)	–	–	X
NOTE – Any frame that complies with the transaction rules that could follow the frame indicated in the LCRM and MSFN octets of the REQ-RTX message.					

### 10.5.1 Transaction RA

In transaction RA, the HSTU-C receives a frame that contains an FCS error. The HSTU-C shall transmit a REQ-RTX message with the LCRM and MSFN octets encoded as described in clause 9.3.3.2.

Upon correctly receiving the REQ-RTX message, the HSTU-R shall transmit any frame that complies with the transaction rules that could follow the frame indicated in the LCRM and MSFN octets of the REQ-RTX message.

The HSTU-C shall send no more than three consecutive REQ-RTX messages. Instead of a fourth consecutive REQ-RTX message, the HSTU-C shall send a NAK-CD message to clear down the session.

If the HSTU-R cannot determine the state of the session when it receives a REQ-RTX message, it shall transmit a NAK-CD message to clear down the session.

### 10.5.2 Transaction RB

In transaction RB, the HSTU-R receives a frame that contains an FCS error. The HSTU-R shall transmit a REQ-RTX message with the LCRM and MSFN octets encoded as described in clause 9.3.3.2.

Upon correctly receiving the REQ-RTX message, the HSTU-C shall transmit any frame that complies with the transaction rules that could follow the frame indicated in the LCRM and MSFN octets of the REQ-RTX message.

If the HSTU-C receives a REQ-RTX message with LCRM set to NULL, it shall respond with a NAK-CD message to clear down the session.

The HSTU-R shall send no more than three consecutive REQ-RTX messages. Instead of a fourth consecutive REQ-RTX message, the HTU-R shall send a NAK-CD message to clear down the session.

If the HSTU-C cannot determine the state of the session when it receives a REQ-RTX message, it shall transmit a NAK-CD message to clear down the session.

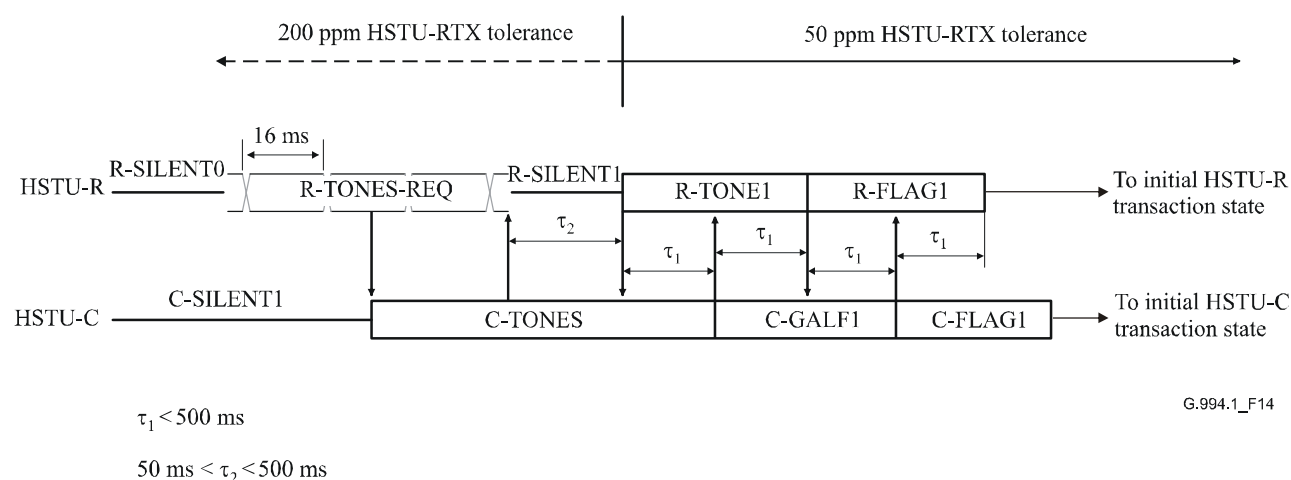
## 11 Start-up/clear down procedures

### 11.1 Duplex start-up procedures

#### 11.1.1 HSTU-R initiated start-up procedure

Figure 14 displays the timing for the HSTU-R initiated duplex start-up procedure. Initially, the HSTU-R is in state R-SILENT0 transmitting silence, and the HSTU-C is in state C-SILENT1 transmitting silence. The HSTU-R shall initiate the start-up procedure by transmitting signals from one or both of its signalling families, with phase reversals every 16 ms (R-TONES-REQ). When this has been detected by the HSTU-C, the HSTU-C shall respond by transmitting signals from one or both of its signalling families (C-TONES). When this has been detected by the HSTU-R, the HSTU-R shall transmit silence (R-SILENT1) for 50 to 500 ms and shall then transmit signals from only one signalling family (R-TONE1). The minimum detection time for C-TONES shall be 50 ms. When the HSTU-C has detected R-TONE1, it shall respond by transmitting Galfs on modulated carriers (C-GALF1). When the HSTU-R has detected Galfs, it shall respond by transmitting Flags on modulated carriers (R-FLAG1). When the HSTU-C has detected Flags, it shall respond by transmitting Flags (C-FLAG1). When the HSTU-R has detected Flags, it shall begin the first transaction.

Figure 14 shows the timing requirements between events that shall be adhered to.  $\tau_1$  is the time period from detection of a signal (e.g., R-TONE1) to the transmission of the next signal (e.g., C-GALF1).



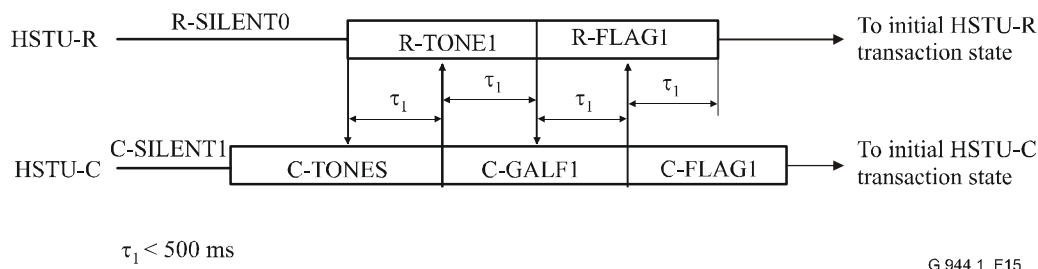
**Figure 14 – HSTU-R initiated duplex start-up procedure**

#### 11.1.2 HSTU-C initiated start-up procedure

Figure 15 displays the timing for the HSTU-C initiated duplex start-up procedure. Initially, the HSTU-R is in state R-SILENT0 transmitting silence and the HSTU-C is in state C-SILENT1 transmitting silence. The HSTU-C shall initiate the start-up procedure by transmitting signals from one or both of its signalling families (C-TONES). When this has been detected by the HSTU-R, the HSTU-R shall respond by transmitting signals from only one signalling family (R-TONE1). The minimum detection time for C-TONES shall be 50 ms. When the HSTU-C has detected R-TONE1,

it shall respond by transmitting Galfs on modulated carriers (C-GALF1). When the HSTU-R has detected Galfs, it shall respond by transmitting Flags on modulated carriers (R-FLAG1). When the HSTU-C has detected Flags, it shall respond by transmitting Flags (C-FLAG1). When the HSTU-R has detected Flags, it shall begin the first transaction.

Figure 15 shows the timing requirements between events that shall be adhered to.  $\tau_1$  is the time period from detection of a signal (e.g., R-TONE1) to the transmission of the next signal (e.g., C-GALF1).



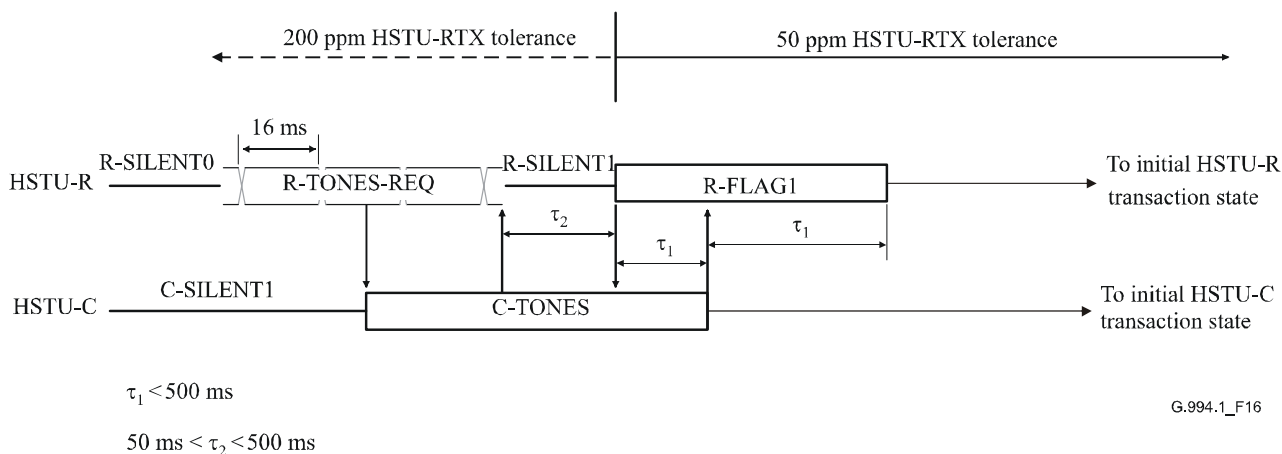
**Figure 15 – HSTU-C initiated duplex start-up procedure**

## 11.2 Half-duplex start-up procedures

### 11.2.1 HSTU-R initiated start-up procedure

Figure 16 displays the timing for the HSTU-R initiated half-duplex start-up procedure. Initially, the HSTU-R is in state R-SILENT0 transmitting silence and the HSTU-C is in state C-SILENT1 transmitting silence. The HSTU-R shall initiate the start-up procedure by transmitting signals from one or both of its signalling families, with phase reversals every 16 ms (R-TONES-REQ). When this has been detected by the HSTU-C, the HSTU-C shall respond by transmitting signals from one or both of its signalling families (C-TONES). When this has been detected by the HSTU-R, the HSTU-R shall transmit silence (R-SILENT1) for 50 to 500 ms and shall then transmit flags modulated on carriers from only one signalling family (R-FLAG1). The minimum detection time for C-TONES shall be 50 ms. When the HSTU-C has detected R-FLAG1, it shall respond by transmitting silence. When the HSTU-R has detected the silence, it shall continue to transmit Flags for period  $\tau_1$  and shall then begin the first transaction.

Figure 16 shows the timing requirements between events that shall be adhered to.  $\tau_1$  is the time period from detection of a signal (e.g., R-TONE1) to the transmission of the next signal (e.g., C-GALF1).

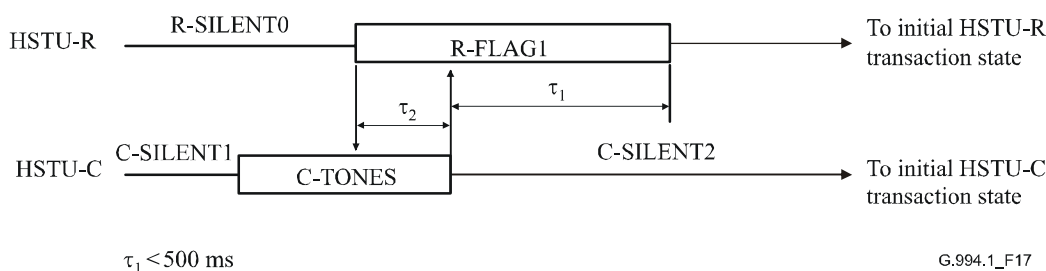


**Figure 16 – HSTU-R initiated half-duplex start-up procedure**

### 11.2.2 HSTU-C initiated start-up procedure

Figure 17 displays the timing for the HSTU-C initiated half-duplex start-up procedure. Initially, the HSTU-R is in state R-SILENT0 transmitting silence, and the HSTU-C is in state C-SILENT1 transmitting silence. The HSTU-C shall initiate the start-up procedure by transmitting signals from one or both of its signalling families (C-TONES). When this has been detected by the HSTU-R, the HSTU-R shall respond by transmitting flags modulated on carriers from only one signalling family (R-FLAG1). The minimum detection time for C-TONES shall be 50 ms. When the HSTU-C has detected R-FLAG1, it shall respond by transmitting silence. When the HSTU-R has detected the silence, it shall continue to transmit Flags for period  $\tau_1$  and shall then begin the first transaction.

Figure 17 shows the timing requirements between events that shall be adhered to.  $\tau_1$  is the time period from detection of a signal (e.g., R-TONE1) to the transmission of the next signal (e.g., C-GALF1).

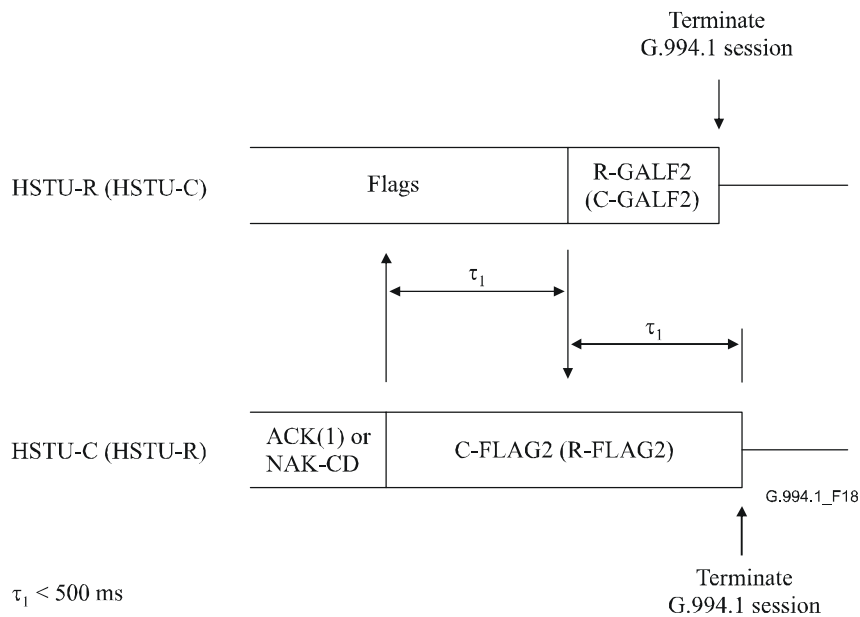


**Figure 17 – HSTU-C initiated half-duplex start-up procedure**

### 11.3 Cleardown procedure

Figure 18 displays the timing for cleardown of a duplex G.994.1 session (by either the HSTU-R or the HSTU-C). When an HSTU-R (HSTU-C) receives an ACK(1) message in response to an MS message, or receives a NAK-CD message, it shall initiate the cleardown procedure. After receiving the ACK(1) or NAK-CD message, the HSTU-R (HSTU-C) shall continue to transmit flags for a period not to exceed 0.5 s. It shall then transmit 4 octets of galf (referred to as R-GALF2 for an HSTU-R, C-GALF2 for an HSTU-C), followed by silence which terminates the G.994.1 session. When the HSTU-C (HSTU-R) detects either galfs or silence, it shall continue to transmit flags (referred to as C-FLAG2 for an HSTU-C, R-FLAG2 for an HSTU-R) for a period not to exceed 0.5 s, followed by silence which terminates the G.994.1 session.

If a received MS message indicates a common operating mode, both stations shall transition to the selected mode upon termination of the G.994.1 session. If a received MS message indicates that there is no common operating mode (see clause 10.1), or the cleardown was initiated by a NAK-CD, both stations shall return to the initial G.994.1 state (R-SILENT0 for an HSTU-R, C-SILENT1 for an HSTU-C).



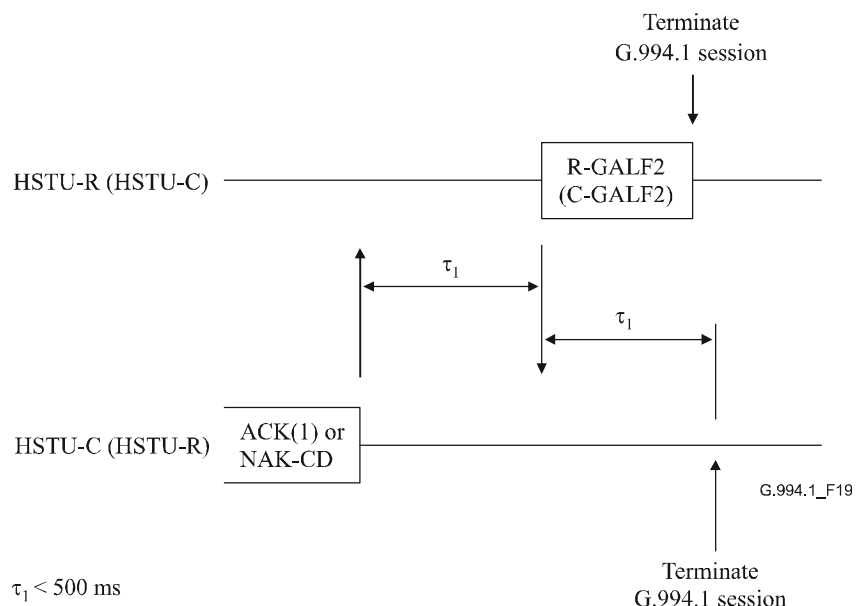
**Figure 18 – Duplex cleardown procedure**

Figure 19 displays the timing for cleardown of a half-duplex G.994.1 session (by either the HSTU-R or the HSTU-C). When an HSTU-R (HSTU-C) receives an ACK(1) message in response to an MS message or receives NAK-CD messages, it shall initiate the cleardown procedure.

After receiving the ACK(1) or NAK-CD message, the HSTU-R (HSTU-C) shall continue to transmit silence for a period not to exceed 0.5 s. It shall then transmit 4 octets of galf (referred to as R-GALF2 for an HSTU-R, C-GALF2 for an HSTU-C), followed by silence which terminates the G.994.1 session.

When the HSTU-C (HSTU-R) detects either galfs or continued silence after a timeout of 0.5 s, it shall continue to transmit silence for a period not to exceed 0.5 s and then terminate the G.994.1 session.

If a received MS message indicates a common operating mode, both stations shall transition to the selected mode upon termination of the G.994.1 session. If a received MS message indicates that there is no common operating mode (see clause 10.1) or cleardown was initiated by a NAK-CD, both stations shall return to the initial G.994.1 state (R-SILENT0 for an HSTU-R, C-SILENT1 for an HSTU-C).



**Figure 19 – Half-duplex clear-down procedure**

## 12 Error recovery procedures

The timing requirements used for error recovery during the start-up procedure of a G.994.1 session are specified in Figures 14 through 17.

During a G.994.1 session, the maximum time between the reception of the end of any frame and the start of transmission of the next frame except the REQ-RTX message shall be 0.5 s.

During a G.994.1 session, for transactions where the HSTU-R transmits the final message, the maximum time between the end of transmission of the final frame of the transaction and the start of transmission of the first frame of the next transaction shall be 0.5 s.

During a G.994.1 session, the minimum time a station shall wait after transmitting a frame shall be 1.25 s. If either station times out, it shall immediately return to the initial G.994.1 state (R-SILENT0 for an HSTU-R, C-SILENT1 for an HSTU-C) and remain silent for a minimum period of 0.5 s. It may then initiate another G.994.1 session.

If an errored frame is received in any state (including the initial HSTU-x transaction state), the receiving station shall either:

- 1) transmit a REQ-RTX message according to the transactions of clause 10.5; or
- 2) abort the G.994.1 session by sending a NAK-EF message.

If NAK-EF is transmitted, it shall then return immediately to the initial G.994.1 state (R-SILENT0 for an HSTU-R, C-SILENT1 for an HSTU-C) and remain silent for a minimum period of 0.5 s. It may then initiate another G.994.1 session.

If a REQ-RTX message is to be transmitted, the minimum time a station shall wait after the reception of any non-invalid frame shall be 0.75 s. If a station is receiving non-flag octets that are longer than an invalid frame, it shall defer transmitting REQ-RTX, otherwise the maximum time a station shall wait after the reception of any non-invalid frame is 1.0 s.

If a NAK-EF message is received in any state, the receiving station shall return immediately to the initial G.994.1 state (R-SILENT0 for an HSTU-R, C-SILENT1 for an HSTU-C) and remain silent for a minimum period of 0.5 s. It may then initiate another G.994.1 session.

If an invalid frame is received in any state, it shall be ignored.

## 13 Management information base (MIB) elements

This clause specifies the physical layer management for HSTU systems. It specifies network management elements content for configuration management.

### 13.1 Configuration parameters

#### 13.1.1 GHS A43 toneset maximum PSD level in downstream (GHS\_A43\_MAXPSDds)

The parameter<sup>1</sup> GHS\_A43\_MAXPSDds is defined as the maximum transmit PSD level for each individual G.hs tone of the A43 toneset in the downstream direction. The PSD level (in dBm/Hz) is calculated as the tone power averaged over a 4.3125 kHz bandwidth. The mandatory range to be supported by the HSTU-C is from  $-71.5$  to  $-40$  dBm/Hz, with 0.5 dB steps. If the value is set to the value  $-99$ , then the HSTU-C shall not transmit this toneset.

The value of the attenuation in G.994.1 transmit power per carrier for carrier set A43 as conveyed in the NPar(2) in Table 9.17 shall comply with the following constraint:

$$-3.65 - \textit{Attenuation} - 36.35 \leq \textit{GHS\_A43\_MAXPSDds}$$

#### 13.1.2 GHS A43c and B43C carrier set maximum PSD level in downstream (GHS\_AB43c\_MAXPSDds)

The parameter<sup>1</sup> GHS\_AB43c\_MAXPSDds is defined as the maximum transmit PSD level for each individual G.hs tone of the A43c and B43C carrier set in the downstream direction. The PSD level (in dBm/Hz) is calculated as the tone power averaged over a 4.3125 kHz bandwidth. The mandatory range to be supported by the HSTU-C is from  $-71.5$  to  $-40$  dBm/Hz, with 0.5 dB steps. If the value is set to the value  $-99$ , then the HSTU-C shall not transmit this carrier set.

If the carrier set is transmitted by the HSTU-C, the value of the attenuation in G.994.1 transmit power per carrier for carrier set A43c as conveyed in the NPar(2) in Table 9.17 shall comply with the following constraint:

$$-3.65 - \textit{Attenuation\_A43c} - 36.35 \leq \textit{GHS\_AB43c\_MAXPSDds}$$

If the carrier set is not transmitted by the HSTU-C, the NPAR(2) shall not be included.

If the carrier set is transmitted by the HSTU-C, the value of the attenuation in G.994.1 transmit power per carrier for carrier set B43c as conveyed in the NPar(2) in Table 9.45 shall comply with the following constraint:

$$-3.65 - \textit{Attenuation\_B43c} - 36.35 \leq \textit{GHS\_AB43c\_MAXPSDds}$$

If the carrier set is not transmitted by the HSTU-C, the NPAR(2) shall not be included.

#### 13.1.3 GHS B43 and J43 toneset maximum PSD level in downstream (GHS\_BJ43\_MAXPSDds)

The parameter<sup>1</sup> GHS\_BJ43\_MAXPSDds is defined as the maximum transmit PSD level for each individual G.hs tone of the B43 and J43 toneset in the downstream direction. The PSD level (in dBm/Hz) is calculated as the tone power averaged over a 4.3125 kHz bandwidth. The mandatory range to be supported by the HSTU-C is from  $-80$  to  $-40$  dBm/Hz, with 0.5 dB steps. If the value is set to the value  $-99$ , then the HSTU-C shall not transmit this toneset.

The value of the attenuation in G.994.1 transmit power per carrier for carrier set B43 as combined from the NPar(2) in Tables 9.21 and 9.21.1 shall comply with the following constraint:

$$-3.65 - \textit{Attenuation\_B43} - 36.35 \leq \textit{GHS\_BJ43\_MAXPSDds}$$

---

<sup>1</sup> It is expected that HSTU-Cs that are colocated will use the same parameter setting.

The value of the attenuation in G.994.1 transmit power per carrier for carrier set B43 as conveyed in the NPar(2) in Table 9.21 shall correspond with the actual attenuation clipped to a range of 31.5 dB as following:

$$Attenuation\_B43\_clipped = \min(31.5, Attenuation\_B43)$$

The value of the attenuation in G.994.1 transmit power per carrier for carrier set B43 as conveyed in the NPar(2) in Table 9.21.1 shall correspond with the remainder of the actual attenuation as following:

$$Attenuation\_B43\_remainder = Attenuation\_B43 - Attenuation\_B43\_clipped$$

The value of the attenuation in G.994.1 transmit power per carrier for carrier set J43 as combined from the NPar(2) in Tables 9.41 and 9.41.1 shall comply with the following constraint:

$$-3.65 - Attenuation\_J43 - 36.35 \leq GHS\_BJ43\_MAXPSDds$$

The value of the attenuation in G.994.1 transmit power per carrier for carrier set J43 as conveyed in the NPar(2) in Table 9.41 shall correspond with the actual attenuation clipped to a range of 31.5 dB as following:

$$Attenuation\_J43\_clipped = \min(31.5, Attenuation\_J43)$$

The value of the attenuation in G.994.1 transmit power per carrier for carrier set J43 as conveyed in the NPar(2) in Table 9.41.1 shall correspond with the remainder of the actual attenuation as following:

$$Attenuation\_J43\_remainder = Attenuation\_J43 - Attenuation\_J43\_clipped$$

#### **13.1.4 GHS V43 carrier set maximum PSD level in downstream**

The three parameters<sup>2</sup> GHS\_V43\_257\_MAXPSDds, GHS\_V43\_383\_MAXPSDds and GHS\_V43\_511\_MAXPSDds are defined as the maximum transmit PSD level for each individual G.hs tone of the V43 carrier\_set in the downstream direction. The PSD level (in dBm/Hz) is calculated as the tone power averaged over a 4.3125 kHz bandwidth. The mandatory range to be supported by the HSTU-C is from -98.5 to -40 dBm/Hz, with 0.5 dB steps. If the value is set to the value -99, then the HSTU-C shall not transmit this tone.

If at least one carrier of the carrier set is transmitted by the HSTU-C, the value of the attenuation in G.994.1 transmit power per carrier for carrier set V43 shall be reported in the NPar(2) in Table 9.49.x.

If the carrier set is not transmitted by the HSTU-C, the NPAR(2) shall not be included.

---

<sup>2</sup> It is expected that HSTU-Cs that are co-located will use the same parameter setting.



## **Annex A**

### **Support for legacy non-G.994.1 devices**

(This annex forms an integral part of this Recommendation)

Systems that support interoperability with non-G.994.1-compliant devices shall perform the following procedure at initialization.

The HSTU-R shall alternately attempt G.994.1 and other non-G.994.1 initialization as follows:

- transmit R-TONES-REQ for 2 s;
- transmit silence for 100 ms;
- transmit other non-G.994.1 initiating signal for 2 s;
- transmit silence for 100 ms;
- repeat above (starting with R-TONES-REQ).

Manufacturers are encouraged to implement multimode systems to cover this interoperability issue.

NOTE – Future handshake protocols may modify the sequence described in this annex. Implementations are encouraged to tolerate such differences.

## **Annex B**

### **Operation over multiple wire pairs**

(This annex forms an integral part of this Recommendation)

Some HSTU-x devices may support operation over multiple wire pairs as either a primary or secondary mode of operation. For these devices, the following additions shall be made to the start-up procedures shown in clauses 11.1 and 11.2:

- R-TONES-REQ (for HSTU-R initiated start-up) and C-TONES shall be transmitted simultaneously on all available wire pairs.
- The HSTU-R shall select an active wire pair from the set of pairs on which it receives C-Tones.

NOTE – The criterion for active pair selection is implementation-dependent; however, implementors are strongly encouraged to consider acceptable performance as a part of the selection process.

- R-TONE1, R-FLAG1 and all succeeding signals transmitted by the HSTU-R shall only be transmitted on the selected active wire pair. Silence shall be sent on any other pairs.
- The HSTU-C shall designate the pair on which R-TONE1 and/or R-FLAG1 is received as its active pair.
- All succeeding signals transmitted by the HSTU-C shall only be transmitted on the designated active wire pair. Silence shall be sent on any other pairs.

## Annex C

### An operating mode for use in the same cable as TCM-ISDN

(This annex forms an integral part of this Recommendation)

#### C.1 Scope (supplements clause 1)

This annex defines an enhanced mode of operation for use by xDSL systems coexisting in the same binder as TCM-ISDN as defined in Appendix III of ITU-T Rec. G.961. The clauses in this annex provide supplementary and replacement material to the clauses in the main body. The nature of the material is parenthetically indicated in the clause heading. The modifications described in this annex allow a performance improvement from the system specified in the main body in an environment coexisting with TCM-ISDN in the same cable. This enhanced mode of operation uses two new modulation methods:

- TTR synchronized (TTRS) modulation – Signalling is synchronized to the TTR clock and transmission occurs during TCM-ISDN FEXT periods, and
- Duplex 1/2 symbol rate (DHSR) modulation – The symbol rate used with carrier set C43 is  $4312.5/16 = 269.53125$  symbols per second as opposed to  $4312.5/8 = 539.0625$  symbols per second as currently defined in clause 6.1.1. Once the DHSR mode is entered, transmission occurs continuously as per the duplex mode.

#### C.2 Signals and modulation (pertains to clause 6)

##### C.2.1 Description of signals (modifies clause 6.1)

Four transmission modes, Duplex 1/2 symbol rate (DHSR), TTR synchronized (TTRS), duplex and half-duplex, are defined for use within this Recommendation. The two transmission modes, DHSR and TTRS are defined for use within Annex C. The transmission mode supported is a function of carrier set and is specified in Table C.1.

Frequencies other than those specified in Table C.1 and Table 3 shall not be transmitted simultaneously with G.994.1 signals.

Two new signals C-SYNC1 and R-SYNC1 are specified as follows:

**C-SYNC1:** Unmodulated carriers that are synchronized with  $TTR_C$  as shown in Figure C.1. Energy shall be transmitted during all shaded time slots (DMT symbols). Phase reversals shall be applied to subcarrier 12 of carrier set C43 between the 2nd and 3rd FEXT DMT symbols of subframe rows 3, 6, 11 and 18. Silence shall be transmitted in all unshaded time slots (DMT symbols). The start of signal shall be aligned with a TTR hyperframe.

**R-SYNC1:** Unmodulated carriers that are synchronized with  $TTR_R$  as shown in Figure C.2. Energy shall be transmitted during all shaded time slots (DMT symbols). Phase reversals shall be applied to subcarrier 9 of carrier set C43 between the 2nd and 3rd FEXT DMT symbols of subframe rows 5, 9, 15 and 23. Silence shall be transmitted in all unshaded time slots (DMT symbols). The start of signal shall be aligned with a TTR hyperframe.

The tolerance of the symbol rate and carrier frequencies for an HSTU-C shall be  $\pm 50$  ppm. The tolerance of the symbol rate and carrier frequencies for an HSTU-R shall be  $\pm 200$  ppm during R-TONES-REQ and  $\pm 50$  ppm during and after R-SYNC1. The HSTU-R may perform partial or full loop timing acquisition during the silence period preceding R-SYNC1. For both the HSTU-C and HSTU-R transmitter, the symbol rate and carrier frequencies shall be time locked.

### C.2.1.1 Signalling family (replaces clause 6.1.1)

Carrier frequencies within this signalling family are given by  $N \times 4.3125$  kHz, where N is a positive integer. The symbol rate shall be  $4312.5 \times 32/345 \equiv 400$  symbols per second when using the TTRS modulation and the symbol rate shall be  $4312.5/16 \equiv 269.53125$  symbols per second when using the DHRS modulation.

Within this family, there are three upstream carrier sets, designated A43, B43 and C43. Each upstream carrier set has an associated downstream carrier set that carries the same designation. The carrier set frequencies and the maximum transmit power level per carrier for each carrier set are defined in Table C.1 where frequency =  $N \times 4.3125$  kHz.

The carrier sets in this family are mandatory for the xDSL modes listed in Table C.2. One or more carriers listed in Table C.1 may be transmitted in addition to the mandatory carrier set listed in Table C.2. Carriers not listed in Table C.1 or Table 3 shall not be transmitted.

**Table C.1 – Carrier sets for the 4.3125 kHz signalling family**

Carrier set designation	Upstream carrier sets		downstream carrier sets		Transmission mode
	Frequency indices (N)	Maximum power level/carrier (dBm)	Frequency indices (N)	Maximum power level/carrier (dBm)	
A43	9 17 25	-1.65	40 56 64	-3.65	Duplex only
B43	37 45 53	-1.65	72 88 96	-3.65	Duplex only
C43(Note)	7 9	-1.65	12 14 64 (Note)	-3.65	TTRS or DHRS
J43	9 17 25	-1.65	72 88 96	-3.65	Duplex only

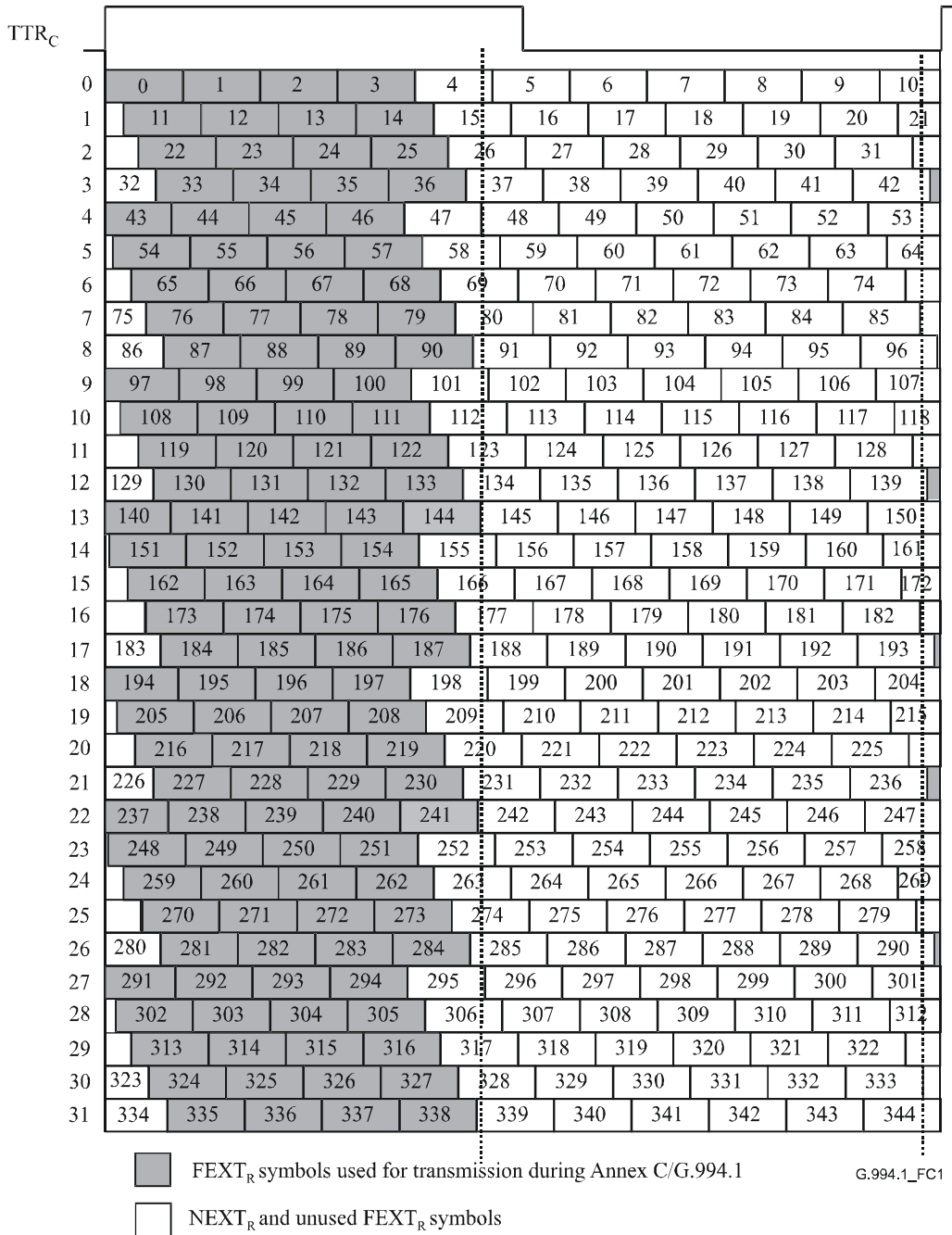
NOTE – For the TTRS mode only, a pilot tone using subcarrier 16, modulated by data pattern {0,0}, generating the (+,+) constellation point is transmitted during FEXT<sub>R</sub> periods in conjunction with the modulated carriers.

**Table C.2 – Mandatory carrier sets**


xDSL Recommendation(s)	Carrier set designation
G.992.1 – Annex A, G.992.2 – Annex A/B, G.992.3 – Annex A/I, G.992.4 – Annex A/B	A43
G.992.1 – Annex B, G.992.3 – Annex B	B43
G.992.1 – Annex C, G.992.2 – Annex C, G.992.1 – Annex H, [and subsequent annexes for use in TCM-ISDN environment]	C43
G.992.3 – Annex J	J43

### C.2.2 Modulation (replaces clause 6.2)

All messages in Annex C are sent with the C43 carrier set. All carrier frequencies within the carrier set are simultaneously modulated with the same data bits using differentially encoded binary phase shift keying (DPSK). The transmit point is rotated 180° from the previous point if the transmit bit is a 1, and the transmit point is rotated 0° from the previous point if the transmit bit is a 0. When using the TTRS modulation, the modulation shall be synchronized with TTR<sub>C</sub> and TTR<sub>R</sub> respectively. Energy shall only be transmitted during all shaded time slots (DMT symbols) as shown in Figure C.1 for downstream and Figure C.2 for upstream. Silence shall be transmitted in all unshaded time slots (DMT symbols).



**Figure C.1 – Symbol pattern in a hyperframe – Downstream  
(from Figure C.15 of [ITU-T G.992.1])**



**Figure C.2 – Symbol pattern in a hyperframe – Upstream  
(from Figure C.16 of [ITU-T G.992.1])**

**C.3 Start-up/cleardown procedures (pertains to clause 11)**

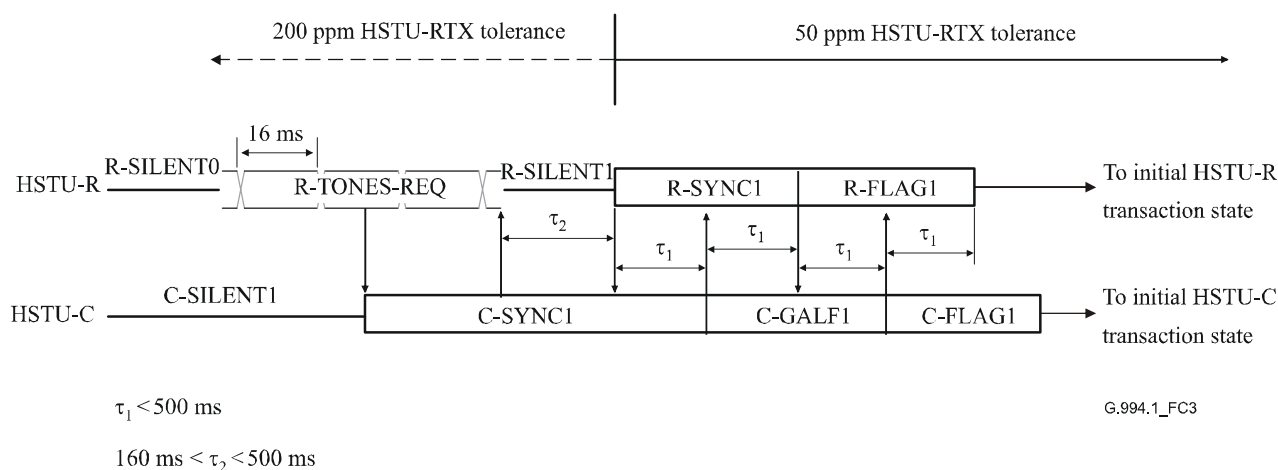
**C.3.1 Start-up procedures (new)**

**C.3.1.1 HSTU-R initiated start-up procedure (new)**

Figure C.3 displays the timing for the HSTU-R initiated start-up procedure. Initially, the HSTU-R is in state R-SILENT0 transmitting silence, and the HSTU-C is in state C-SILENT1 transmitting silence. The HSTU-R shall initiate the start-up procedure by transmitting signals from the C43 carrier set, with phase reversals every 16 ms (R-TONES-REQ). When this has been detected by the HSTU-C, the HSTU-C shall respond by transmitting the C-SYNC1 signal synchronized with the beginning of a TTR hyperframe. When this has been detected by the HSTU-R, the HSTU-R

shall transmit silence (R-SILENT1) for 160 to 500 ms and shall then transmit signals from only one signalling family (R-SYNC1). The minimum detection time for C-SYNC1 shall be 160 ms. When the HSTU-C has detected R-SYNC1, it shall respond by transmitting galfs on modulated carriers (C-GALF1). If the HSTU-C wishes to use duplex 1/2 symbol rate (DHSR) mode, it shall transmit C-GALF using the DHSR modulation continuously as per the duplex mode. If the HSTU-C wishes to use TTR synchronized (TTRS) mode, it shall transmit C-GALF1 using the TTRS modulation. For the TTRS mode only, a pilot tone using subcarrier 16, modulated by data pattern {0,0}, generating the (+,+) constellation point shall also be transmitted beginning with C-GALF1. The HSTU-C shall maintain the selected modulation throughout the subsequent handshake procedure. When the HSTU-R has detected galfs, it shall respond by transmitting flags on modulated carriers (R-FLAG1). The HSTU-R shall transmit R-FLAG1 and subsequent messages using the same modulation as the HSTU-C transmitted during C-GALF1. When the HSTU-C has detected flags, it shall respond by transmitting flags (C-FLAG1). When the HSTU-R has detected flags, it shall begin the first transaction.

Figure C.3 shows the timing requirements between events that shall be adhered to.  $\tau_1$  is the time period from detection of a signal (e.g., R-SYNC1) to the transmission of the next signal (e.g., C-GALF1).

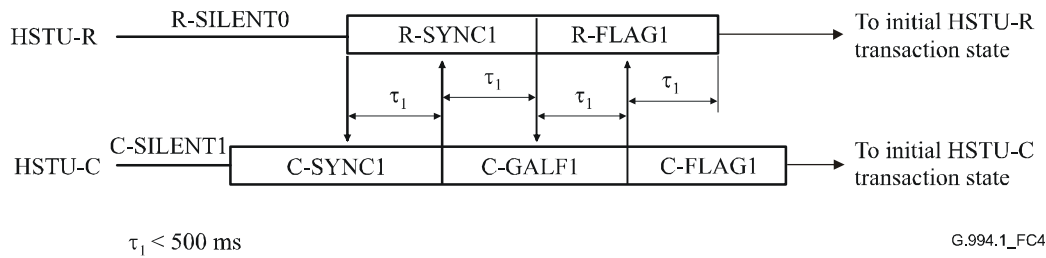


**Figure C.3 – HSTU-R initiated start-up procedure**

### C.3.1.2 HSTU-C initiated start-up procedure (new)

Figure C.4 displays the timing for the HSTU-C initiated start-up procedure. Initially, the HSTU-R is in state R-SILENT0 transmitting silence, and the HSTU-C is in state C-SILENT1 transmitting silence. The HSTU-C shall initiate the start-up procedure by transmitting the C-SYNC1 signal synchronized with the beginning of a TTR hyper-frame. When this has been detected by the HSTU-R, the HSTU-R shall respond by transmitting signal (R-SYNC1). The minimum detection time for C-SYNC1 shall be 160 ms. When the HSTU-C has detected R-SYNC1, it shall respond by transmitting galfs on modulated carriers (C-GALF1). If the HSTU-C wishes to use Duplex 1/2 symbol rate (DHSR) mode, it shall transmit C-GALF using the DHSR modulation continuously as per the duplex mode. If the HSTU-C wishes to use TTR synchronized (TTRS) mode, it shall transmit C-GALF1 using the TTRS modulation. For the TTRS mode only, a pilot tone using subcarrier 16, modulated by data pattern {0,0}, generating the (+,+) constellation point shall also be transmitted beginning with C-GALF1. The HSTU-C shall maintain the selected modulation throughout the subsequent handshake procedure. When the HSTU-R has detected galfs, it shall respond by transmitting flags on modulated carriers (R-FLAG1). The HSTU-R shall transmit R-FLAG1 and subsequent messages using the same modulation as the HSTU-C transmitted during C-GALF1. When the HSTU-C has detected flags, it shall respond by transmitting flags (C-FLAG1). When the HSTU-R has detected flags, it shall begin the first transaction.

Figure C.4 shows the timing requirements between events that shall be adhered to.  $\tau_1$  is the time period from detection of a signal (e.g., R-SYNC1) to the transmission of the next signal (e.g., C-GALF1).



**Figure C.4 – HSTU-C initiated duplex start-up procedure**

### C.3.2 Interoperability procedure (new)

If an HSTU-R does not respond to C-SYNC1, the HSTU-C shall alternately attempt C-TONES initialization as follows:

- transmit C-SYNC1 for 2 s;
- transmit silence for 100 ms;
- transmit C-TONES for 2 s;
- transmit silence for 100 ms;
- repeat above (starting with C-SYNC1).



## Appendix I

### G.994.1 sample sessions

(This appendix does not form an integral part of this Recommendation)

Session	msg 1	msg 2	msg 3	msg 4	msg 5	msg 6	msg 7	msg 8
1	CLR	cl	ACK(1)	MS	ack(1)			
2	MS	ack(1)						
3	MS	req-mr	MR	ms	ACK(1)			
4	MS	req-clr	CLR	cl	ACK(1)	MS	ack(1)	
5	CLR	cl	ACK(1)	MR	ms	ACK(1)		
6	MR	ms	ACK(1)					
7	MR	req-ms	MS	ack(1)				
8	MR	req-clr	CLR	cl	ACK(1)	MR	ms	ACK(1)

NOTE – HSTU-R transmitted messages are shown in upper case, whilst HSTU-C transmitted messages are shown in lower case.

In the case when an FCS indicates an errored frame, a REQ-RTX transaction may become part of a basic or enhanced transaction. Some examples are given below. An "\*" next to a message indicates the message was received with an FCS error. The parenthetical after the REQ-RTX indicates the contents of the last correctly received message (LCRM) octet.

Session	msg1	msg2	msg3	msg4	msg5	msg6	msg7
9	CLR	cl	ACK(1)	MS *	req-rtx (ack(1))	MS	ack(1)
10	CLR	cl *	REQ-RTX (NULL)	nak-cd			
11	CLR <sub>0</sub>	ack(2)	CLR <sub>1</sub>	ack(2)	CLR <sub>2</sub> *	req-rtx (clr <sub>1</sub> )	CLR <sub>2</sub>
12	CLR	cl *	REQ-RTX (NULL) *	req-rtx (clr)	REQ-RTX (NULL)	nak-cd	
13	CLR	cl *	REQ-RTX (NULL) *	req-rtx (clr) *	REQ-RTX (NULL)	nak-cd	
14	MS	ack(1) *	REQ-RTX (NULL)	ack(1)			
15	CLR *	req-rtx(null) *	REQ-RTX (NULL)	nak-cd			

## Appendix II

### Provider code contact information

(This appendix does not form an integral part of this Recommendation)

It is often difficult for implementers to find information about obtaining provider codes since they are regional and not specified in [ITU-T T.35]. This appendix contains information about obtaining provider codes.

Country	Relevant document	Contact telephone	Contact information
USA	T1.220	+1 732 699 5577	Telcordia Language Standards Department 444 Hoes Lane, Piscataway NJ 08854 USA
Japan	–	+81 3 3432 1551	TTC, 1-2-11, Hamamatsu-cho, Minato-ku, Tokyo 105-0013, JAPAN
Belgium	–	Tel. +32 2 226 88 99 Fax. +32 2 223 11 28	Belgian Institute of Postal Services and Telecommunications Avenue de l'Astronomie, 14 Boîte 21 1210 Brussels, BELGIUM

## Appendix III

### Support for legacy DMT-based devices

(This appendix does not form an integral part of this Recommendation)

Systems that support interoperability with [b-ANSI T1.413] should perform the following functions at initialization:

- The HSTU-C should monitor for R-ACK-REQ (as defined in [b-ANSI T1.413]).
- The HSTU-R should monitor for C-ACT1, C-ACT2, C-ACT3, C-ACT4 and C-TONE (as defined in [b-ANSI T1.413]).
- The HSTU-R should alternately attempt initiating signals from this Recommendation and [b-ANSI T1.413] as follows:
  - transmit R-TONES-REQ for 2 s;
  - transmit silence for 100 ms;
  - transmit R-ACK-REQ for 2 s;
  - transmit silence for 100 ms;
  - repeat above (starting with R-TONES-REQ).

Upon detection of the above tones, the system that supports interoperability with [b-ANSI T1.413] should follow the procedures and functions described therein.

## **Appendix IV**

### **Procedure for the assignment of additional G.994.1 parameters**

(This appendix does not form an integral part of this Recommendation)

#### **IV.1 Introduction**

This appendix defines the procedure for requesting the assignment of G.994.1 parameters that are indicated as being "reserved for allocation by ITU-T." This procedure is intended to allow for the expedient assignment of such parameters.

This procedure does not cover changes to the overall structure of this Recommendation.

#### **IV.2 Procedure**

An ITU-T working party or study group that identifies a need for the assignment of a G.994.1 parameter is required to make that request to the Chairman of the study group with responsibility for this Recommendation with copies of the request to the editor of this Recommendation and the TSB counsellor for the study group concerned. After consultation with the editor of this Recommendation, the Chairman will either approve the request or provide an alternative solution to the request (if a change is necessary to achieve compliance with this Recommendation). Periodically, these allocated parameters will be included in the G.994.1 implementor's guide, which will finally be merged into a subsequent version of this Recommendation.

It is expected that requests using this procedure will obtain a response within one month.

## Appendix V

### Rules for code point table numbering

(This appendix does not form an integral part of this Recommendation)

This appendix defines the rules that apply to the assignment of table numbering in clause 9.3.4 (parameter field) and clause 9.4 (standard information field).

Digit position	Used for				
<b>1</b>  examples → rules→	<b>Npar(1)</b>  Table x (x is even)	<b>Spar(1)</b>  Table x (x is odd)			
<b>2</b>  examples → rules→	<b>Npar(1) extensions</b>  Table x.1 (x is even)		<b>Npar(2)</b>  Table x.y (x is odd) (y is odd)	<b>Spar(2)</b>  Table x.y (x is odd) (y is even)	
<b>3</b>  examples → rules→		<b>Spar(1) extensions</b>  Table x.y.1 (x is odd) (y ≡ 0)	<b>Npar(2) extensions</b>  Table x.y.1 (x is odd) (y is odd)		<b>Npar(3)</b>  Table x.y.1 (x is odd) (y is even)
<b>4</b>  examples → rules→				<b>Spar(2) extensions</b>  Table x.y.z.1 (x is odd) (y is even) (z ≡ 0)	<b>Npar(3) extensions</b>  Table x.y.1.1 (x is odd) (y is even)

## Bibliography

- [b-ANSI T1.413] ANSI T1.413-1998, *Telecommunications – Network and Customer Installation Interfaces – Asymmetrical Digital Subscriber Line (ADSL) Metallic Interface*.



## SERIES OF ITU-T RECOMMENDATIONS

Series A	Organization of the work of ITU-T
Series D	General tariff principles
Series E	Overall network operation, telephone service, service operation and human factors
Series F	Non-telephone telecommunication services
<b>Series G</b>	<b>Transmission systems and media, digital systems and networks</b>
Series H	Audiovisual and multimedia systems
Series I	Integrated services digital network
Series J	Cable networks and transmission of television, sound programme and other multimedia signals
Series K	Protection against interference
Series L	Construction, installation and protection of cables and other elements of outside plant
Series M	Telecommunication management, including TMN and network maintenance
Series N	Maintenance: international sound programme and television transmission circuits
Series O	Specifications of measuring equipment
Series P	Telephone transmission quality, telephone installations, local line networks
Series Q	Switching and signalling
Series R	Telegraph transmission
Series S	Telegraph services terminal equipment
Series T	Terminals for telematic services
Series U	Telegraph switching
Series V	Data communication over the telephone network
Series X	Data networks, open system communications and security
Series Y	Global information infrastructure, Internet protocol aspects and next-generation networks
Series Z	Languages and general software aspects for telecommunication systems